

*it's about the kids*



SOUTH METRO JUNIOR FOOTBALL LEAGUE

**2016**

ANNUAL  
REPORT



# *it's about the kids*

## **OUR VISION**

To be the most respected independent junior sporting league nationally.

## **OUR MISSION**

To provide kids a safe, supportive and inclusive environment which develops, promotes and encourages participation in Australian Rules football.



# CONTENTS



Strategic Plan	2
SMJFL Member Clubs 2016	3
Board and Staff of the SMJFL	4
2016 Snapshot	6
Chairman's Report	7
Chief Executive Officer's Report	8
General Manager's Report	10
Umpire's Report	13
Marketing & Media Report	15
Representative Football Report	17
Modified Rules Teams	20
Under 11–18 Premierships Ladders	21
2016 Premiers, Best on Ground, Best & Fairests	29
Recognition Awards	31
Financial Report	34



# STRATEGIC PLAN

## Key Pillars of the 2015–2018 Strategic Plan

### OUR VALUES

The SMJFL believes in:

- **Independence** – to remain independent, strong and viable.
- **Accountability** – the highest level of accountability for all stakeholders.
- **Respect and Tolerance** – to promote respect, tolerance & fairness at all levels.
- **Inclusiveness** – regardless of gender, cultural background, socio-economic status or ability.
- **Communication** – open and transparent.
- **Quality** – a commitment to continual improvement and best practice.
- **Health, Well-Being & Fun** – to foster a community based environment that is family friendly, healthy and fun

### OUR PILLARS

1. **Football** – Maintain quality football competitions, pathways and environments that are safe and fun and which promote health and inclusiveness for all.
2. **Governance** – To ensure that our decision making is independent, professional and accountable for the betterment of our stakeholders, for short to long term interests.
3. **Stakeholders** – Building and elevating the SMJFL brand in the community.



# SMJFL MEMBER CLUBS 2016



Ajax JFC



Ashwood JFC



Beaumaris FC



Bentleigh JFC



Brighton Beach JFC



Caulfield JFC



Cheltenham JFC



Dingley JFC



East Brighton Vampires JFC



East Malvern JFC



East Sandringham JFC



Hampton Rovers AFC



Highett FC



Mordialloc-Braeside JFC



Murrumbeena JFC



Northvale JFC



Oakleigh JFC



Ormond JFC



Port Melbourne FC



Prahran JFC



South Melbourne Districts JFC



St Bedes/Mentone JFC



St Kilda City JFC



St Paul's McKinnon JFC



St Peters FC



Waverley Park Hawks JFC



# PEOPLE OF THE SMJFL

## Board Members (board meetings attended)



**Peter Ryan**  
Chairman (9/9)



**Michael Osborne**  
Vice Chairman (8/9)



**Rob Aivatoglou**  
Director (8/9)



**Lewis Bearman**  
Director (9/9)



**Jamie Gray**  
Director (6/7)



**Kate Riordan**  
Director (7/7)



**Matt Webb**  
Director (6/7)

## Outgoing Board Members

**Felicity Frederico** (1/2)

**Paul O'Toole** (2/2)

## Executive Team



**Sarah Loh**  
Chief Executive  
Officer  
(commenced August 2016)



**Emily McIntyre**  
General Manager  
Football &  
Operations



**Amanda Beet**  
Team Leader  
Football Operations  
& Umpiring



**Zoe Driver**  
Marketing &  
Administration  
Coordinator



**Jake McCauley**  
General Manager  
(outgoing August 2016)

## Part Time Staff

**Accounts** Bruce Eckersall

**Media Coordinator** Will Hunter

**Director of Coaching  
(Interleague)** David Sheridan

**Interleague Coordinator** Stephen Zayler

**Moorleigh Ground  
Manager** Thomas Grundy

## Work Placements & Interns

**Football & Operations** Brendan Ellwood

**Football & Operations** Olly Payton

**Media** Jake Benoiton  
Jarryd McGuane

## Umpiring Department

**Head Coach & St Bedes**

**Academy Coordinator** Sam Bridges

### COACHES & COORDINATORS

**Appointments/  
Accreditation**

Nick Bergman

**Umpire Pays**

Mick Bridges

**Uniform/Registrations**

Thomas Grundy

**2-Umpire Coaches**

Wayne Hinton

Nick Berman

**1 –Umpire Coaches**

Cam Watts

Nathan Guy

Doug Haworth

**Boundary Coach**

Asha Hinton

**Assistant Coach**

Peter Pullen

**Mentor Coordinator**

John Bailes

*Many thanks also must go to the invaluable group of Mentors who formed and essential part of the Staff and Coaching group.*

## Tribunal Members

Chairperson

**Sam Hatzi**

Panel Members

**John Bacon**

**David Meeve**

**Jim Browne**

**Vince Micalizzi**

**Neil Daly**

**Gary Oram**

**Sharon Daly**

## Appeals Board Members

**Andrew Clements**

**Dermot Dann**

**Martin Grinberg**

**Andrew McKenna**

**Matt Fisher**

## Life Members

**David Andrews**

**Geoff Baylis**

**Jack Chrapot**

**Colleen Inglis**

**Steve Kilpatrick**

**Len Manzie**

**Carl Russo**

**Bruce Stegelman †**

**Pauline Stegelman**

**Doug Willans**

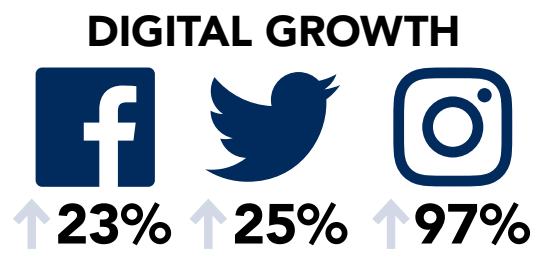
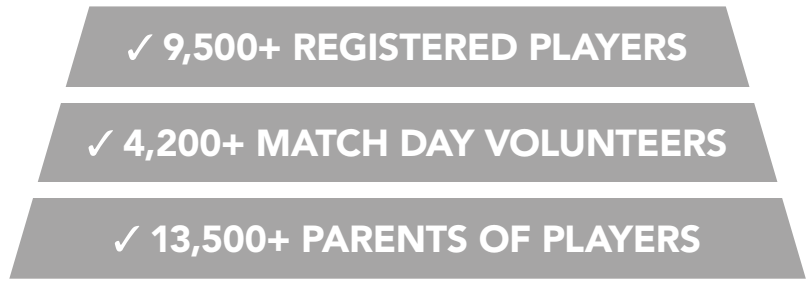
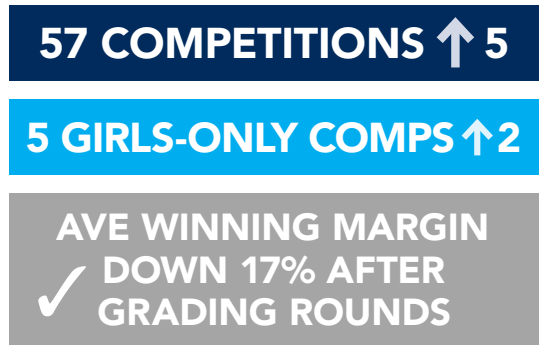
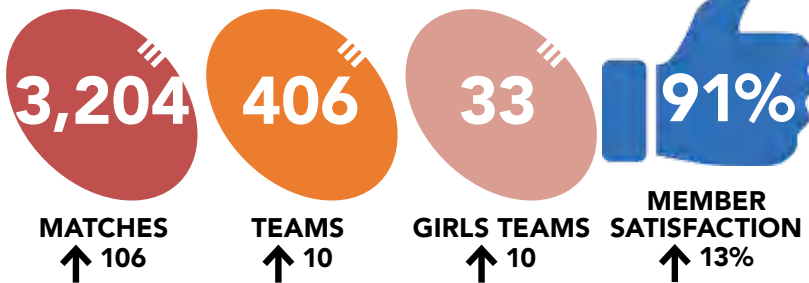
**Peter Henwood**

**David Landau**

**Russell McMurray**

† Deceased

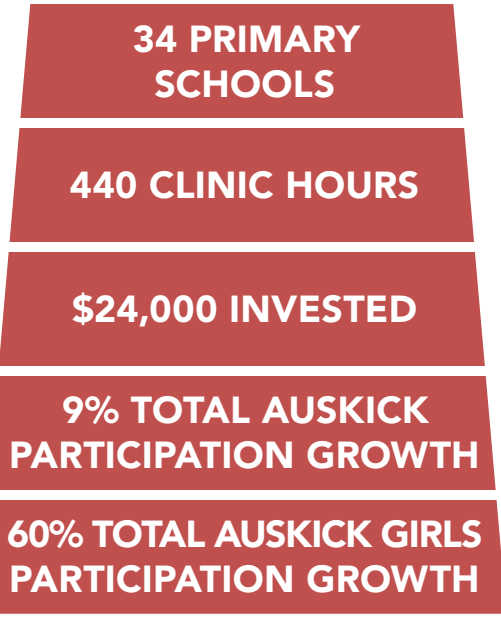
# 2016 SNAPSHOT



## REPRESENTATIVE FOOTBALL



## TARGET SCHOOL STRATEGY



## COMMUNITY SUPPORT







**Peter Ryan**  
Chairman



# CHAIRMAN'S REPORT

What a great year of football! The 2016 Season has been the best since the formation of the South Metro Junior Football League (SMJFL) in 2011.

Over 9,500 registered players and 26 member clubs formed 406 teams. The league coordinated 3,204 matches of football from Under 8 to Under 18s across six municipalities, played by both boys and girls; this year 33 girls' only teams were fielded, almost a 50% increase on 2015.

There were over 450 league umpires, who I call our 27th club. The camaraderie, the banter and support for each other amongst the umpire group is just like what happens in any team at our member clubs. They were ably supported by 280 Volunteer Club Umpires looking after the Under 8 to Under 10s mixed, and Under 12 Girls' competitions. All our umpires did a wonderful job in roles not always fully appreciated, but remember, no match begins without an umpire.

The SMJFL ran the Interleague program internally in 2016 for the second season, which saw the South Metro Stars have their finest year. The Under 15 Girls team went undefeated in their division as did both Under 13 Boys teams. The Under 14 Boys teams and both Under 15 Boys teams made respective Grand Finals with the Under 15 Boys Division 1 team taking out the AFL Victoria Metro Junior Championship. What was most pleasing was each and every one of the representative players and coaches demonstrated the values of the league on and off the field.

All this football is only achieved as a result of the work done by those at the coal face, so a big thank you to all the volunteers and support crews at each club, starting with club committees, game day officials, parents, family, friends and supporters; it is these groups of individuals that make the fabric of each club and the league so strong and Australian Rules football such a great game to play in and to be associated with.

Because of this, the Board continues to focus on delivering our mission, 'to provide kids a safe, supportive and inclusive environment which develops, promotes and encourages participation in Australian Rules football'.

In 2016 the league delivered the New Club Criteria (NCC) guidelines, which will help with a controlled future participation in the league. In 2017 the Board seek to further guide the league into the future by undertaking an audit process and review of each clubs' facilities.

We are lucky at the SMJFL to have such a hard-working Executive Team. I would like to acknowledge their contribution in 2016, led by our new Chief Executive Officer, Sarah Loh, and ably supported by General Manager – Football and Operations, Emily McIntyre, Team Leader – Football Operations & Umpiring Amanda Beet and Marketing and Administration Coordinator, Zoe Driver. It is this Executive Team and their commitment that ensures a successful season such as we had in 2016. A special mention to our departed General Manager, Jake McCauley. Jake helped develop the SMJFL on and off the field, to

be one of the premier sporting leagues in Victoria. We thank Jake for all his efforts and wish him well in all his future endeavours.

On behalf of the SMJFL Board I'd like to thank and acknowledge the ongoing close working relationship with the AFL, AFL Victoria, St. Kilda FC, Melbourne FC, SFNL, VAFA and the support of our corporate partners, interleague and umpire coaches and support staff.

Finally, to my fellow board members, we discuss issues as individuals at board meetings, but we leave as a collective, which shows our strength. I thank you for your continued input and support of the league. To Michael Osborne, who is retiring at tonight's AGM, a special thank you for your significant contribution over the past three years. Michael with his legal background and knowledge of club administration and football has been an active member of the Corporate Governance committee and Football, Talent and Pathways committee. In particular, I would personally like to thank him for the last two years as my Vice Chairman, he has been a great support and sounding board to me. We wish him good luck with all his future pursuits.

I look forward to another exciting year in 2017, when the Board and Executive Team will strive to ensure that once again, 'It's about the kids'.



# CHIEF EXECUTIVE OFFICER'S REPORT

I am pleased to present my first report as the Chief Executive Officer of the South Metro Junior Football League (SMJFL). I started the role on the 8 August 2016 which was a great time for me to experience firsthand the Lighting Carnival and Grand Finals, as well as attend the Umpires Presentation Night, SMJFL Presentation night and the Presidents' Dinner. It's been an exciting first three months watching the kids play footy as well as meeting the Presidents, committee members, parents and visit the clubs.

Firstly, I want to acknowledge and thank the previous General Manager Jake McCauley for his work over the years and setting up SMJFL to where it is today. Jake departed for Hong Kong in late August and we wish him well as he starts his new career there.

In 2016 the League saw continued growth across the board in participation. Girls' football continues to be a key strategic priority of the league and is preparing for additional growth next year once the AFL Women's competition starts in February 2017. This year there was 27 girls teams and initial club surveys indicate that number is set to be more than 50 teams in 2017.

The Interleague program was led by Director of Coaching (Interleague) David Sheridan and his team of coaches. This year saw the girls' under 15 Interleague team undefeated in all three games led by Head Coach Vanessa Lewicki and assistant coaches Dan Marshall and Izzy Huntington. The League

thanks all its volunteers of the Interleague program including, all coaches, medical trainers and support staff who help throughout the season.

This year saw the addition of a new League Ambassador for the umpiring department in Justin Schmidt. Justin has umpired over 300 senior AFL games including grand finals. Justin spoke at the Umpires Presentation night in August where he inspired the next generation of the Leagues up and coming umpires. The presentation night recognised the umpires for their hard work and dedication. The umpiring department was led by Head Coach Sam Bridges and his team who put in countless hours to mentor and coach the umpires.

Off the field the league continues to have the strongest partners' program of any junior league in Melbourne. Additionally, the SMJFL remains a junior sport industry-leader with initiatives such as:

- SMJFL Sustainability Strategy;
- Girls' Football Working Party;
- Secretaries' Scoop & Secretaries' Corner;
- Grading & Margin Analysis; and
- End of Season Surveys:
  - o Club
  - o Coaches
  - o Umpires
  - o Players

These initiatives allow the league to continue to provide best practices in junior sport and by doing so achieve the league vision; 'to be the most respected independent junior sporting league nationally'.

## COMMUNITY & SOCIAL ENGAGEMENT

In 2016, the SMJFL continued its partnership with its official charity, Robert Connor Dawes Foundation (RCD Foundation, formerly 'RCD Fund'). The purpose of the partnership is to assist the RCD Foundation in raising awareness for brain cancer and to donate fundraising monies to the organisation so they can continue to support brain matters in research, care and development.

This year, the partnership expanded to include the RCD Foundation logo on all SMJFL match footballs (used in 3,204 matches). Additionally, the SMJFL implemented the following:

- Fundraising
  - o The SMJFL community raised \$4,567.75 for RCD Foundation. This takes the three-year total to over \$12.5K.
- Branding
  - o Grey tape worn on the playing jumpers of all SMJFL Lightning Carnival players
  - o RCD Foundation branding and advertising via the website and key events such as the Lightning Carnivals and the SMJFL MONJON Finals Series

On behalf of the league, I'd like to thank the RCD Volunteers and Liz Dawes (Executive Director, RCD Foundation), for their tireless work.

## STAFF

I would like to recognise and thank the SMJFL Executive Team for their efforts and dedication this year. The league is fortunate to have such capable and committed staff. At the time of print, Emily McIntyre



**Sarah Loh**  
Chief Executive Officer



has been recognised for her work and development and been elevated to the title of General Manager – Football & Operations and operates as the League’s second in charge. Emily is responsible for the scheduling, grading and managing of over 3,000 matches a season and continues to improve on systems and procedures to assist clubs.

Zoe Driver is in her second year as the Marketing & Administration Coordinator. Zoe has coordinated and elevated the League’s social media presence and for the event management of all the Leagues major and minor events throughout the year, bringing a new level of professionalism and enjoyment to all league events.

Amanda Beet in her first 18 months as the SMJFL Director of Umpiring and Interleague has provided insight into these two key performance areas for the League. The League saw one of its most successful Interleague outcomes and increases in umpire retention and growth.

Lastly, thanks to Bruce Eckersall (Accounts), David Sheridan (Director of Coaching - Interleague), Stephen Zayler (Interleague Coordinator), Thomas Grundy (Moorleigh Ground Manager) and Will Hunter (Media Coordinator) for their contributions this year.

### **BOARD**

On behalf of the league, thank you to the Board for their dedication and support this year. The Directors volunteer their time to ensure that the league continues to be one of the leading junior leagues in the country; while always acting with the league’s tagline “It’s about the kids” in mind.



### **CLUB COMMITTEE MEMBERS**

Thank you and well done to the approximate 300 club committee members that manage 26 Clubs, 406 teams and 9,500+ players. The success of the league cannot be achieved without your ongoing efforts.

### **CLUB VOLUNTEERS**

The league couldn’t operate without the dedication and input of thousands of volunteers every day, week and year. I would like to thank and recognise every parent, family and friend for all the hours during the week and weekend.

### **STAKEHOLDERS & PARTNERS**

Finally, thank you to all key stakeholders in the region, which includes the AFL, AFL Victoria, AusKick centres, senior competitions (VAFA & SFNL) and their Clubs, TAC Cup Clubs, local Councils, state & federal MPs, St Kilda FC & Melbourne FC and all

the leagues corporate partners.

SMJFL look forward to continuing the work with its key stakeholders in 2017.

### **SUMMARY**

The 2016 season was a great year on and off the field. The work of the League and clubs has laid a strong foundation for the future of the SMJFL. The growth in football numbers particularly in girls participation and team numbers in 2017 will see the landscape of football change for the League.

The League continues to work with its stakeholders to ensure that every junior enjoyed playing football in the region.



# GENERAL MANAGER'S REPORT

The 2016 season was another successful one with an increase in team numbers, particularly prevalent in girls' football. A big thank you to all the wonderful club volunteers for their hard work which allowed over 9,500 players to enjoy football with the SMJFL in 2016.

## GIRLS' FOOTBALL

In 2016 under 9 and Youth Girls (U18) competitions were introduced for the first time leading to an overall increase in team numbers from 23 in 2015 to 33 in 2016.

After an analysis of player numbers and ages, the Girls' Football Working Party (GFWP) recommended new age groups for the 2017 season. It has since been confirmed the following age groups will be offered: U10, U12, U14, U16 and Youth Girls.

Initial indications from clubs suggest we will see another significant increase in team numbers next season.

## LIGHTNING CARNIVALS

A huge thank you to Port Melbourne, Bentleigh, Prahran and Highett for hosting another successful Lightning Carnival series that saw a record breaking

152 teams participating in a couple of great days of football. Congratulations to all the teams for their efforts during the season.

## FINALS SERIES

The finals were again a success with 21 out of 26 clubs having at least one team participating at the 'business end' of the season and 15 clubs winning at least one premiership.

One of the highlights of the finals was an almighty tussle in the Youth Girls grand final which saw Prahran edge out St Peters by three points.

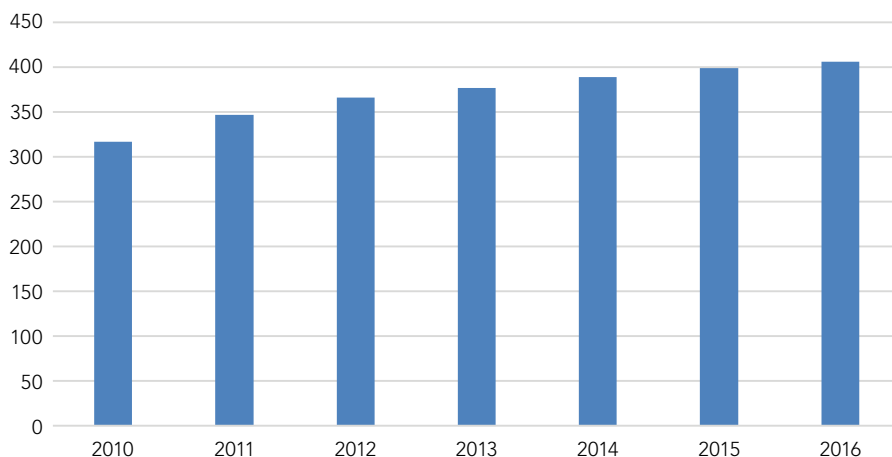
Thanks to Ajax, Bentleigh, Caulfield Bears, East Sandringham, Hampton

Rovers, Highett, Mordialloc-Braeside, Murrumbeena, Northvale, Port Melbourne Colts, Prahran and Waverley Park for playing host to a record 87 (up from 84 in 2015) Semi and Preliminary Finals. Grand Finals were hosted at Trevor Barker Oval (Sandringham Zebras FC), Meade Reserve (Clayton FC), Mentone Grammar (Old Mentonians FC), Jack Barker Oval (Cheltenham FC) and Springvale Reserve (Springvale FC). Thanks to all host clubs for helping make the 2016 final series a success.

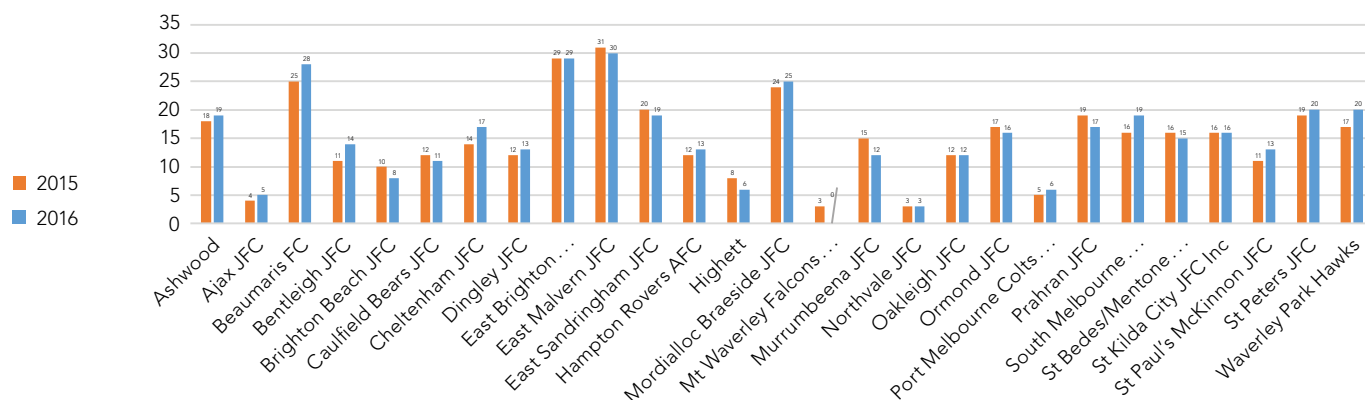
## TEAM NUMBERS

Total team numbers increased from 399 in 2015 to 406 in 2016.

### TEAMS



### TEAM MEMBERS BY CLUB



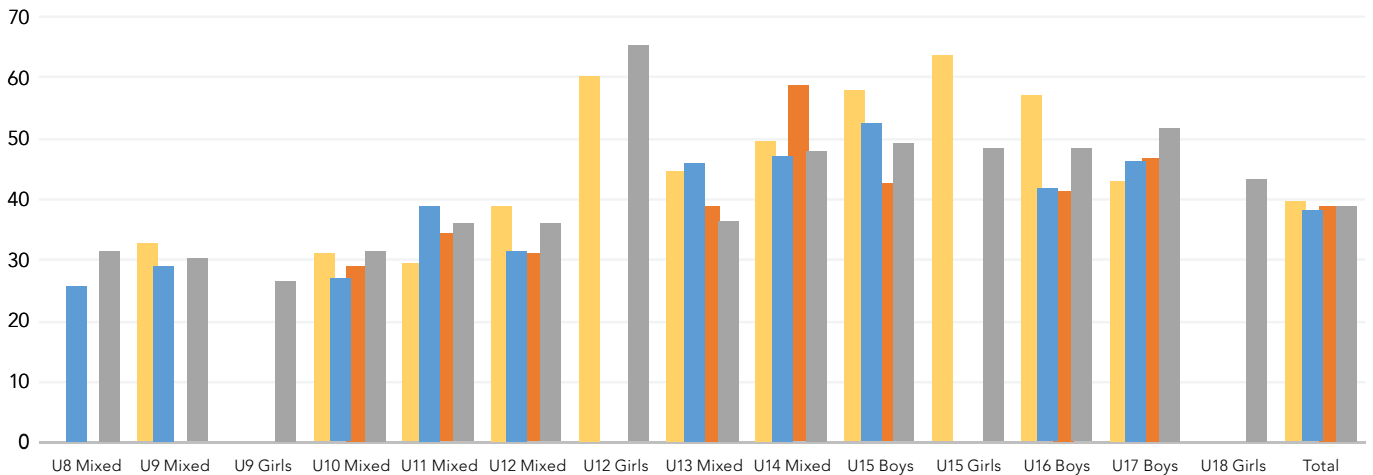


**Emily McIntyre**  
General Manager – Football & Operations



### AVERAGE MARGINS (AGE GROUP)

2013 2014 2015 2016



### GRADING

Proving there is no perfect science when it comes to grading teams, we had some great results including the U14 Mixed which went from 58.8 in 2015 down to 47.9 in 2016 and some not so great (U16 Boys from 41.4 in 2015 to 48.3 in 2016). Most age groups had a significant decrease after re-grading occurred (after round 4).

Overall the league ranks as one of the best in terms of gradings and margins. However, this is something we are always looking to improve on.

### AVERAGE MARGINS (AGE GROUPS BY ROUND)

Age Group	1-4	5+	% Ch
U8 Mixed	32.1	31.1	-3%
U9 Mixed	38.1	27.1	-29%
U10 Mixed	40.5	28.0	-31%
U11 Mixed	38.5	31.8	-17%
U12 Mixed	48.5	32.3	-34%
U12 Girls	63.8	67.1	5%
U13 Mixed	35.8	37.3	4%
U14 Mixed	53.0	47.6	-10%
U15 Boys	63.1	45.3	-28%
U15 Girls	58.3	44.8	-23%
U16 Boys	47.0	49.7	6%
U17 Boys	62.9	48.2	-23%
U18 Girls	49.6	44.0	-11%
<b>Total</b>	<b>45.0</b>	<b>37.2</b>	<b>-17%</b>





# GENERAL MANAGER'S REPORT

## DISCIPLINE

As per the 2015 season, umpires were asked to rate the behaviour of players, officials and spectators either 'good', 'fair' or 'poor' for each game throughout the season. Congratulations to Port Melbourne Colts, Beaumaris and Brighton Beach for taking out the top three places in the award for the club with the best average rating across all teams.

The umpiring department was encouraged to use yellow cards to bring games under control prior to issues escalating, this along with a focus on 'dangerous tackles' led to a large increase in the number of yellow cards issued this season.

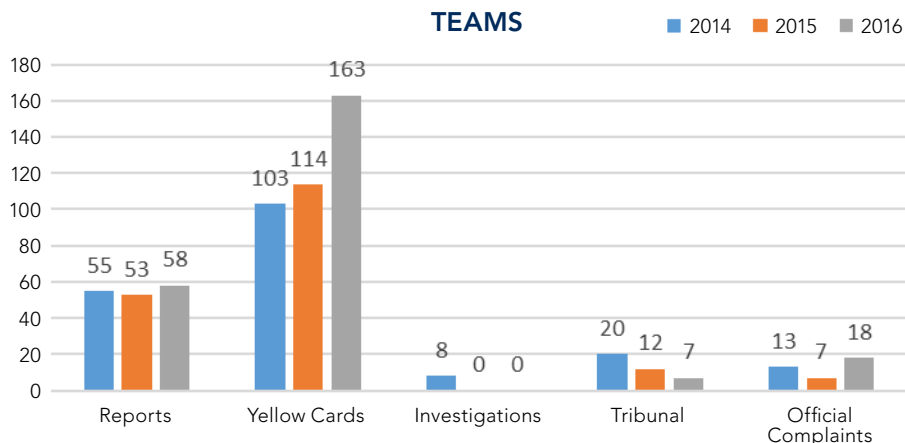
There was a decrease in the number of officials reported and, for the first time, no coaches! This is a fantastic effort from all coaches and one that should be the standard moving forward.

Sam Hatzi continued as the SMJFL Tribunal Chairperson throughout the 2016 season. Pleasingly, Sam and the other panel members were only required for seven cases (down from 12 in 2015).

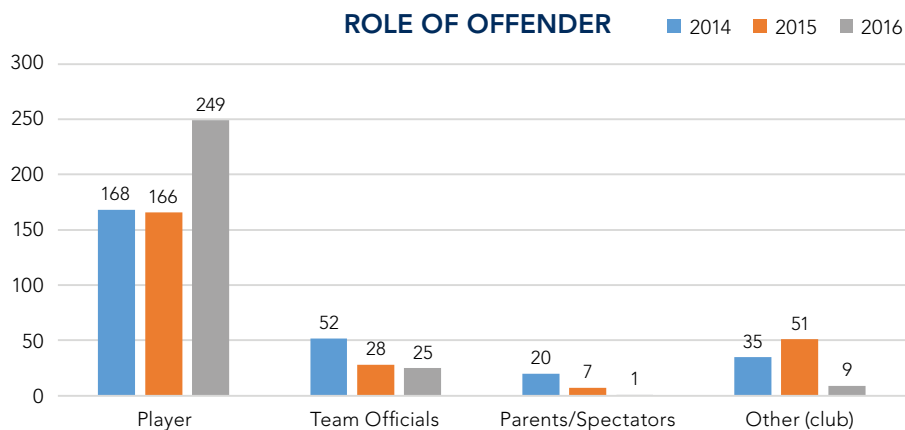
The following is a summary of the issues that were dealt with over the course of the year as well as the types of offenders.



## TEAMS



## ROLE OF OFFENDER





**Amanda Beet**  
Team Leader – Football & Umpiring



# UMPIRE'S REPORT

## DIRECTOR OF UMPIRING REPORT

In 2016 umpiring numbers increased from 370 in 2015 to 489. The league not only retained many umpires, but managed to recruit well from some of the senior leagues.

The SMJFL Umpiring Department operated 2 training academies; East Bentleigh (Moorleigh Reserve) for all umpires and St Bedes College in Mentone primarily for students of the college. The 'girls only' umpiring group merged seamlessly with the entire umpiring cohort as the girls involved wanted to be seen as 'umpires' not specifically 'female umpires'.

Thank you to the 280 club volunteer umpires who were accredited to officiate in the mixed U8-10 and Under 12 Girls modified rules competitions, a similar number to 2015. The number of returning club volunteer umpires was up from 25% in 2015 to close to 50% in 2016.

### SMJFL UMPIRE RETENTION

According to survey data, the majority of umpires would only consider giving up umpiring due to a major injury or change in school/work circumstances. 2016 saw over 60% of the umpires registered in the SMJFL in at least in their 2nd year of umpiring, continuing the trend of the last 3 years. This is pleasing and instils confidence that the planned structure and training is successful and will continue to benefit game day outcomes. 48 umpires attained their AFL Level 1 Umpiring accreditation, in line with our aim to have a minimum of 50% of 2nd year umpires accredited by the end of 2016.

## UMPIRING DEMOGRAPHICS

	2013 (U9-17)	2014 (U11-17)	2015 (U11-17+U18 Girls)	2016 (U11-17+U18 Girls)
Total no. games – season	2,832	1,926	1,890	1,867
Average no. games per week – H&A	185	121	115	116
Average % fill rate – season	95.60%	94.88%	98.2% (H&A)	97.9% (H&A)
Total no. registrations received	519	418*	370*	489
No. of umpires umpired at least one (1) game	419	405	321	294
No. first year umpires	261	131*	130*	215
No. female umpires	75	65	48	60
AFL Level 1 Umpire Accreditations completed	41	38	32	48

*\*In 2014 the minimum age for umpire registration was raised from "must be at least in Year 7 of secondary school" to "must be at least in Year 8 . . ." this has continued since.*

### 2016 SEASON HIGHLIGHTS

- A panel of our umpires was selected to officiate the Will Murray Foundation tribute match at Etihad Stadium played as a curtain raiser to an AFL NAB Challenge game.
- Community Umpiring Round saw several SMJFL staff including General Manager Jake McCauley and Chairman Peter Ryan umpiring games to show the league's commitment to umpires being recognised.
- AFL umpires Chris Donlon, Ray Chamberlain, Michael Marantelli and Shane Thiele attended SMJFL umpire training – conducting a Q&A session and giving insights to AFL umpires.



# UMPIRE'S REPORT

- SMJFL umpires officiated the Vic Metro Junior Championships U15 Girls Grand Final, providing female field and boundary umpires: Cassie Collier, Hannah Layzell, Kim Docking and Amber Stelling
- AFL Umpire Justin Schmitt was appointed to be the Umpire Ambassador for 2017 and also spoke at the Umpire Presentation Night

## AWARD WINNERS

Congratulations to the following umpires for taking out this year's awards: Courtney Stelling (Golden Whistle), Chris Menara (Best 1st Year Umpire), Jordan Keen, Jonathan Vas and Kailee Denny (Training Awards), Hannah Layzell (Female Encouragement Award), Justin King and Kim Docking (Encouragement Awards), Brett Poll (Most Improved Award), Jack Duncanson (Boundary Umpire Award), Darcy Trewarn (SMJFL-SFNL Umpiring Pathways Development Award) and Sam Perkins (VAFA Most Promising Umpire Award).

## ACKNOWLEDGMENTS

The Umpiring Department wishes to particularly acknowledge the tireless contribution of parents, and the effort demonstrated by all first-year umpires.

Recognition and thanks is due to the umpire coaching team and game day mentors, led by Head Coach Sam Bridges; coaches Wayne Hinton, Nick Bergman, Asha Hinton, Doug Haworth, Cam Watts, Nathan Guy and Peter Pullen; as well as our mentor coordinator John Bailes. These individuals have put so much time, energy, and passion into



developing the umpires to be their best, and ensured the League is highly regarded in umpiring circles. These coaches will continue in 2017, providing umpires with continuity and stability.

Our Appointments coordinator Nick Bergman executed a match fill rate of 97.9% for the home and away season (games having at least 1 field umpire appointed), as well as ensuring 100% of field, boundary and goal umpires were supplied for all required finals.

Thanks must go to the Experienced Umpire Team which is now a three season-old initiative, enabling less experienced umpires to be matched and appointed with a mentor on match-

days. Furthermore, several of developing umpires were appointed to senior games in the SFNL and VAFA, demonstrating a clear umpiring pathway for younger umpires. The Umpiring Department is grateful for the continued support extended by AFL Victoria, the Southern Football and Netball League, the Southern Umpires Association, and the Victorian Amateur Football Association.

A final acknowledgement to Justin Schmitt, recently appointed Umpire Ambassador. He proved an inspiring speaker at the Umpire Presentation Night, and will continue to bring his teachings and passion to the Umpire cohort in the 2017 season.





**Zoe Driver**  
Marketing & Administration Coordinator



# MARKETING & MEDIA REPORT

## PARTNERSHIPS

The SMJFL is fortunate to have the wonderful support of 31 corporate partners and suppliers. Many of the League’s corporate partners continued their valuable support in 2016, as well a number of new Partners signed on during the 2016 season. There has been a 33% increase in total sponsorship revenue since 2015.

The SMJFL Partners Program continues to provide a significant benefit to member clubs, with the total net revenue providing a \$327.24 discount per team to Clubs. Which means for many Clubs, the Partners Program will raise significant revenue.

The size of the League and the ability to leverage the Partners’ Program allows savings to be directly passed to member

clubs. Thank you must go to the member clubs for their ongoing support of the Partners’ Program and engaging with the League’s Preferred Partners.

## MEDIA

From a media perspective, 2016 reflected another year of substantial growth for the SMJFL.

This was thanks largely to the dedicated efforts of Media Coordinator Will Hunter and his management of Media Interns Jake Benoiton and Jarryd McGuane; all developed outstanding content for the website and social media throughout the year.

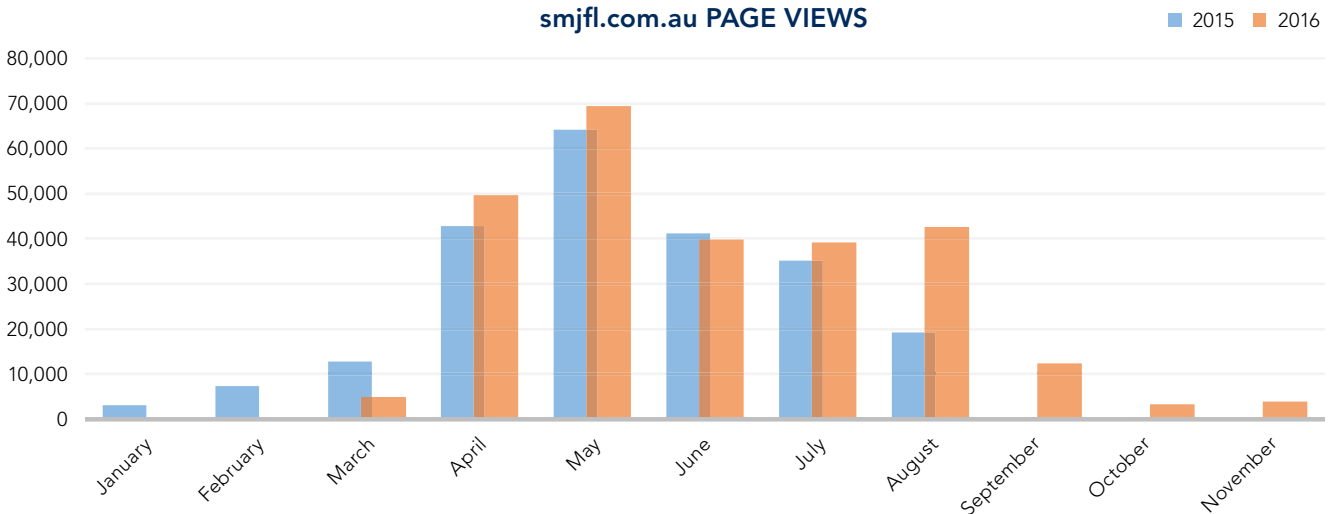
Weekly reviews of our top-age girls and boys competitions provided regular engaging content for the website, creating touchpoints with the most active on our social media

channels. Other popular content included n-depth feature articles for themed recognition rounds, including Multicultural Round, Indigenous Round and Community Umpiring Round.

## WEBSITE

The League’s official website, smjfl.com.au, continues as the central communication channel for League news, information and primarily results, fixtures and ladders. Visitors to the site significantly increased in 2016. A total of 265,271 page views were recorded between January and November (full December figures unavailable at time of writing), representing a 14.7% increase on 2015. In addition, the monthly average was up nearly 22% on last year.

smjfl.com.au PAGE VIEWS



# MARKETING & MEDIA REPORT

## SOCIAL MEDIA

Key social media activities enhanced our social media reach across multiple channels. These included:

- Weekly Stats Competition on Facebook – predict the possessions of a former-SMJFL player in a selected AFL game;
- Count Me In preseason Facebook/Instagram campaign – player photos submitted of their jumper number with the hashtag #CountMeIn;
- Facebook photo album 'Around the grounds – 2016', which featured photos that had been

sent in by SMJFL players, parents and clubs;

- Round by Round Highlights on Facebook and YouTube – filmed by Paul Newport Video Productions and uploaded weekly (when available)
- Under 15 Division 1 South Metro Stars 'Oh When The Stars' victory song video released to Facebook of the inner sanctum of the team was viewed more than 4700 times, received 92 likes, 24 shares and reached in excess of 15,500 people.

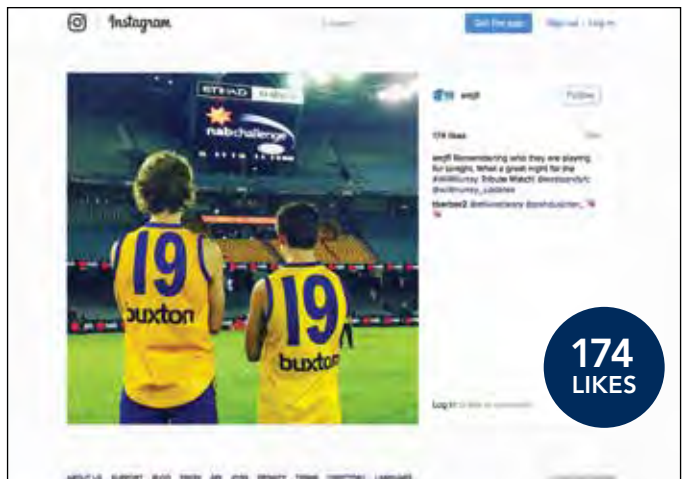
## KEY STATISTICS

**Facebook:** 3245 like as at 31/10/2016 (Up from 2634 at 31/10/2015)

**Twitter:** 708 followers as at 31/10/2016 (Up from 563 as at 31/10/2015)

**Instagram:** 1517 followers as at 31/10/2016 (Up from 769 as at 31/10/2015)

The SMJFL continues to look at innovative ways to enhance our following across our four primary social media channels and website in order to further engage target user segments and all league partners, supporters and stakeholders.



# REPRESENTATIVE FOOTBALL INTERLEAGUE REPORT



The 2016 South Metro Stars Interleague Carnival will be remembered as the most successful to date for the SMJFL. For the first time, every single one of our four boys teams reached Grand Finals in the AFL Victoria Metro Junior Championships, while the Under 15 Girls team and both Under 13 Boys sides also enjoyed undefeated campaigns. More importantly, it was pleasing to see all of the players, parents, coaches, and support staff really buy into the Interleague program, and especially great to witness the individual improvement and development of each of

our players. At the end of the day, this is the aim of the SMJFL representative program in facilitating the talent pathway.

Led by the Director of Coaching (Interleague) David Sheridan and a band of coaches, the League had fantastic results. The League extends thanks to all the medical trainers who helped throughout the program, as well as Interleague coordinator Steve Zayler for his work with the Under 12, Under 13, Under 14 and Under 15 Boys teams, and David Zivin for the work with the U15 Girls and U17 Colts sides as Team Manager.

## UNDER 17 COLTS

The final representative match for 2016 was the Under 17 Colts Challenge Shield. As distinct from the younger age groups, the Under 17s ensured representation from every SMJFL club which fields an Under 17 team in any of the three Divisions. In addition, selection was based around rewarding players for commitment to their club and the SMJFL, not necessarily selecting the most talented players for each position. The team was coached by Dan Marshall (Head Coach), Darin Edwards (Assistant Coach) and Leonie Kroehnert (Development Coach).



# REPRESENTATIVE FOOTBALL INTERLEAGUE REPORT



## UNDER 15 GIRLS

The Girls Interleague team represented the SMJFL with distinction throughout the Metro Junior Championships. The coaching team was headed up by Vanessa Lewicki who was ably assisted by Izzy Huntington and Dan Marshall.

Our Girls were too good for Eastern and Yarra (2) in Division 2, recording convincing victories, while their Round 2 match against Yarra (3) was abandoned when we were in control of the match, due to an extended delay in play, after an injury to one of our girls.

Undoubtedly the highlight of the tournament was the huge win over Yarra (2) at Trevor Barker Oval on Queen's Birthday. Not only did the Girls display sublime skill during the game, but Auskick grid games were organised for girls as young as five years of age at half time of the Interleague match. These kids were invited into the rooms after the game, and joined in with the Under 15s as they sang the South Metro Stars song.

It was incredibly pleasing to see not only the strength of our SMJFL Girls competition on the field, but also the young girls having a kick and really loving the chance to be a part of the Interleague day. The strong pathway for young girls and talented players was clearly evident to all players, parents, supporters and coaching staff involved.

## UNDER 14

Both the Under 14 Division 1 and 2 teams fought out fantastic Metro Junior Championships campaigns, but the ultimate Grand Final success eluded them. Led by

Hosted post-season finals, in early September, the Colts match concept aims to send off our top age playing group in style. Unfortunately the result didn't go our way, with the strong YJFL team running out convincing victors, but the day nevertheless proved to be a wonderful success. Held on Fathers' Day, the game drew a strong crowd who watched the boys in action for the final time in SMJFL colours.

## UNDER 15 BOYS

The undisputed highlight of the AFL Victoria Metro Junior Championships was the Under 15 Division 1 side's stunning 29-point Grand Final win over Eastern FL. Outclassed by the EFL in the opening match of the championships, the Stars turned it around in Round 2 with victory over Yarra JFL. A 67-point thrashing of the Western Region in the final pool match saw the SMJFL finish second on the table and qualify for the decider.

And the Stars got off to the perfect start in the big game, racing out to an early lead and holding on to secure the Championships' top age representative trophy.

The Under 15 Division 2 team also qualified for the Grand Final after strong performances in the pool games, but weren't able to get the chocolates on the day as their opposition, also Eastern FL, proved too strong.

Overall, the Under 15s program proved to be a stunning exhibition of junior football with all players learning a great deal from their representative football experience. Their improvement was evident with every match they played, and no doubt their football careers have all benefited from their experience and exposure to a robust talent development program. The results and evident potential are a tribute to Gareth Snow, Chris White and Mark Louis, led by Head Coach Sam Calagero.



**Amanda Beet**  
Team Leader – Football Operations & Umpiring



**Will Hunter**  
Media Coordinator



Ray Breed, the Under 14 coaches Nathan Beaumont, Bill Leggett and Marcus Mooney oversaw a brilliant effort by both Div 1 and Div 2 sides in making their respective Grand Finals.

The Division 1 team earned the SMJFL Grand Final hosting rights after progressing through the pool matches undefeated. The Stars entered the decider full of confidence after comfortably beating opponent Yarra JFL in the second pool match, but unfortunately the boys couldn't match their oppositions intensity on the day. However, the Stars should be commended for the fighting spirit and respect to opponents they displayed throughout the tournament.

The Division 2 team also faced Yarra JFL in the final, and although the result was not a favourable one, the boys showed remarkable improvement in teamwork and game play following their heavy defeat by Yarra JFL in Round 2. Ultimately, this is the aim of the SMJFL Interleague program – to further develop and improve our players for the betterment of our competition.

### UNDER 13

The SMJFL hosted the round robin style tournament for the Under 13 Interleague program at Centenary Park, and it proved to be a sensational one for the Stars. Led by John Burke, the Under 13 coaches Darin Edwards, Michael Schmeling and Harry Stephens coached both the Division 1 and 2 sides to winning the shields at the Queen's Birthday weekend carnival. This was the first year

to have four leagues competing across the two divisions.

Our strong Division 1 team proved too good for both Eastern FL and Yarra JFL in their quick-fire matches and were awarded the Interleague Shield. In similar style, our Division 2 team won both of their clashes against Yarra JFL and South East Juniors to cap a memorable day for the SMJFL. This was the first time in the League's history that both Under 13 sides ended the day undefeated.

The aim of this standalone Under 13 Interleague carnival is to expose our youngsters to representative football in preparation for the Metro Junior Championships, and our players showed that they have what it takes to achieve Interleague success in the years to come. Congratulations to the players and coaches for their outstanding achievements, and best of luck to those who are selected for the program in the future.



### FUNDRAISING

The 2016 Interleague Program supported the Will Murray Foundation. All Interleague participants and parents made the effort to donate a gold coin at each training session. Thank you for donating small change to make a big change.

The fundraising effort totalled \$2402.10 which was presented to Will Murray by David Sheridan – Director of Coaching (Interleague).

The Under 14 squad went one step further and pulled on Orange Socks for the duration of the Championships, in acknowledgement of Will.





# MODIFIED RULES TEAMS

## **UNDER 10 BLUE 2016**

Caulfield Bears JFC  
Cheltenham U10 Blue Panthers  
Dingley U10 Black  
Highett U10  
Oakleigh U10 Blue  
Ormond JFC  
Prahran JFC U10 BLACK  
St Paul's McKinnon JFC

## **UNDER 10 GREEN 2016**

Ashwood  
Beaumaris FC  
Caulfield Bears JFC  
East Brighton Vampires JFC  
East Sandringham JFC  
Hampton Rovers U10 Blue  
Murrumbeena JFC  
Port Melbourne Colts JFC  
St Paul's McKinnon JFC  
St Peters FC

## **UNDER 10 ORANGE 2016**

AJAX U10 Jets  
Bentleigh JFC U10 Orange  
East Malvern JFC  
East Sandringham JFC  
Ormond JFC  
St Bedes/Mentone Tigers U10 Blue  
St Peters FC

## **UNDER 10 PURPLE 2016**

BBJFC U10 Purple  
East Brighton Vampires JFC  
East Malvern JFC  
Hampton Rovers U10 Purple  
Oakleigh U10 Purple  
SMD U10 Red

## **UNDER 10 SILVER 2016**

AJAX U10 Comets  
Beaumaris FC  
BBJFC U10 Silver  
East Brighton Vampires JFC  
East Malvern JFC  
Mordialloc Braeside JFC  
Prahran JFC U10 BLUE  
SMD U10 White  
St Kilda City JFC Inc.

## **UNDER 10 WHITE 2016**

Beaumaris FC  
Dingley U10 Red  
East Malvern JFC  
Mordialloc Braeside JFC  
St Bedes/Mentone Tigers U10Red  
Waverley Park Hawks U10 Gold

## **UNDER 10 YELLOW 2016**

Bentleigh JFC U10 Yellow  
Caulfield Bears JFC  
East Brighton Vampires JFC  
East Sandringham JFC  
Mordialloc Braeside JFC  
Murrumbeena JFC

Northvale JFC  
St Kilda City JFC Inc.  
Waverley Park Hawks U10 Brown

## **UNDER 8 BLUE 2016**

Beaumaris FC  
Bentleigh JFC U8 Blue (Saints)  
East Brighton Vampires JFC  
Mordialloc Braeside JFC  
Murrumbeena JFC  
Ormond JFC  
Port Melbourne Colts JFC  
St Peters FC

## **UNDER 8 GREEN 2016**

Beaumaris FC  
Bentleigh JFC U8 Green  
East Malvern JFC  
Prahran JFC U8 WHITE  
St Kilda City JFC Inc.  
St Paul's McKinnon JFC

## **UNDER 8 ORANGE 2016**

Dingley JFC  
East Brighton Vampires JFC (Harrison)  
East Brighton Vampires JFC (MacGowan)  
East Malvern JFC  
Prahran U8 BLUE  
St Peters FC

## **UNDER 8 PURPLE 2016**

AJAX U08 Comets  
East Brighton Vampires JFC  
East Malvern JFC  
East Malvern Red  
East Sandringham JFC  
SMD U8 White  
St Bedes/Mentone Tigers U8

## **UNDER 8 RED 2016**

AJAX U08 Jets  
Beaumaris FC  
Bentleigh JFC U8 Red  
Cheltenham Panthers Under 8 Red  
Mordialloc Braeside JFC  
Oakleigh U8s  
St Peters FC

## **UNDER 8 YELLOW 2016**

BBJFC U8 Yellow  
East Brighton Vampires JFC  
East Sandringham JFC  
Hampton Rovers U8 Blue  
Mordialloc Braeside JFC  
SMD U8 Red

## **UNDER 9 BLUE 2016**

Ashwood  
Bentleigh JFC U9 Blue (Saints)  
East Brighton Vampires JFC  
Hampton Rovers U9 Blue  
Highett U9  
Murrumbeena JFC  
Port Melbourne Colts Red  
St Paul's McKinnon JFC

St Peters FC  
Waverley Park Hawks U9 Gold

## **UNDER 9 GIRLS 2016**

Ormond JFC  
St Peters FC  
Waverley Park Hawks U9 Girls

## **UNDER 9 GREEN 2016**

Beaumaris FC  
Cheltenham Panthers Under 9 Green  
East Sandringham JFC  
Murrumbeena JFC  
St Paul's McKinnon JFC  
Waverley Park Hawks U9 White

## **UNDER 9 ORANGE 2016**

Beaumaris FC  
Caulfield Bears JFC  
East Malvern JFC  
Mordialloc Braeside JFC  
Oakleigh U9 Orange  
St Bedes/Mentone Tigers U9 Blue  
Waverley Park Hawks U9 Brown

## **UNDER 9 PURPLE 2016**

East Brighton Vampires JFC  
East Malvern JFC  
East Sandringham JFC  
Port Melbourne Colts Blue  
SMD U9 Red  
St Kilda City JFC Inc.

## **UNDER 9 RED 2016**

AJAX U09 Jets  
Ashwood  
Mordialloc Braeside JFC  
Oakleigh U9 Green  
Ormond JFC  
Prahran JFC U9 WHITE  
St Kilda City JFC Inc.

## **UNDER 9 WHITE 2016**

AJAX U09 Comets  
Beaumaris FC  
BBJFC U9 White  
East Brighton Vampires JFC (Flyers)  
East Malvern JFC  
East Sandringham JFC  
Hampton Rovers U9 Purple  
Prahran JFC U9 RED  
SMD U9 White  
St Bedes/Mentone Tigers U9Red

## **UNDER 9 YELLOW 2016**

Bentleigh JFC U9 Yellow  
Caulfield Bears JFC  
Cheltenham Panthers Under 9 Yellow  
Dingley JFC  
East Malvern JFC  
Mordialloc Braeside JFC  
Prahran JFC U9 BLUE  
St Peters FC

# PREMIERSHIP LADDERS

## Under 11 Div 1

#	Team	P	W	L	D	B	FF	FA	For	Agst	%	% Won
1	Hampton Rovers U11 D1	11	10	1	0	0	0	0	444	199	223.12	90.91
2	St Bedes/Mentone Tigers U11Red	11	8	3	0	0	1	0	398	235	169.36	72.73
3	East Brighton Vampires JFC	11	7	4	0	0	0	0	441	255	172.94	63.64
4	East Sandringham JFC	11	5	6	0	0	0	0	293	376	77.93	45.45
5	BBJFC U11 Div 1	11	3	8	0	0	0	0	276	306	90.2	27.27
6	Prahran JFC U11 RED	11	0	11	0	0	0	1	121	602	20.1	0

## Under 11 Div 2

#	Team	P	W	L	D	B	FF	FA	For	Agst	%	% Won
1	SMD U11 Div 2	10	9	1	0	1	0	0	481	176	273.3	90
2	Dingley JFC	9	8	1	0	2	0	0	408	223	182.96	88.89
3	East Malvern JFC	9	6	3	0	2	0	0	461	280	164.64	66.67
4	Beaumaris FC	9	5	4	0	2	0	0	406	266	152.63	55.56
5	Port Melbourne Colts JFC	10	3	7	0	1	0	0	245	505	48.51	30
6	AJAX U11 Jets	10	2	8	0	1	0	0	211	485	43.51	20
7	St Paul's McKinnon JFC	9	0	9	0	2	0	0	174	451	38.58	0

## Under 11 Div 3

#	Team	P	W	L	D	B	FF	FA	For	Agst	%	% Won
1	Murrumbeena JFC	11	10	1	0	0	0	0	539	276	195.29	90.91
2	AJAX U11 Comets	11	8	3	0	0	0	0	526	218	241.28	72.73
3	St Peters FC	11	8	3	0	0	0	0	455	256	177.73	72.73
4	Waverley Park Hawks U11 Gold	11	7	4	0	0	0	0	475	379	125.33	63.64
5	Mordialloc Braeside JFC	11	6	5	0	0	0	0	470	389	120.82	54.55
6	Bentleigh JFC U11 Div 3	11	5	6	0	0	0	0	404	434	93.09	45.45
7	East Malvern JFC	11	3	7	1	0	0	0	312	415	75.18	31.82
8	East Brighton Vampires JFC	11	3	8	0	0	0	0	298	471	63.27	27.27
9	Oakleigh U11 Div 3	11	2	8	1	0	0	0	276	519	53.18	22.73
10	Caulfield Bears JFC	11	2	9	0	0	0	0	188	586	32.08	18.18

## Under 11 Div 4

#	Team	P	W	L	D	B	FF	FA	For	Agst	%	% Won
1	SMD U11 Div 4	11	9	2	0	0	0	0	438	283	154.77	81.82
2	Ashwood	11	7	4	0	0	0	0	543	276	196.74	63.64
3	Beaumaris FC	11	7	4	0	0	0	0	379	358	105.87	63.64
4	Ormond JFC	11	4	7	0	0	0	0	316	370	85.41	36.36
5	East Malvern JFC	11	4	7	0	0	0	0	389	481	80.87	36.36
6	Highbett U11	11	2	9	0	0	0	0	268	565	47.43	18.18

# PREMIERSHIP LADDERS

## Under 11 Div 5

#	Team	P	W	L	D	B	FF	FA	For	Agst	%	% Won
1	Beamaris FC	11	10	1	0	0	0	0	503	216	232.87	90.91
2	St Kilda City JFC Inc.	11	9	2	0	0	0	0	530	231	229.44	81.82
3	East Brighton Vampires JFC (Bloods)	11	5	6	0	0	0	0	366	359	101.95	45.45
4	Mordialloc Braeside JFC	11	5	6	0	0	0	0	242	379	63.85	45.45
5	Waverley Park Hawks U11 Brown	11	3	8	0	0	0	0	278	397	70.03	27.27
6	Cheltenham Panthers Under 11 Div 5	11	1	10	0	0	0	0	221	558	39.61	9.09

## Under 11 Div 6

#	Team	P	W	L	D	B	FF	FA	For	Agst	%	% Won
1	East Sandringham JFC	9	9	0	0	2	0	0	542	146	371.23	100
2	St Peters FC	9	6	3	0	2	0	0	362	286	126.57	66.67
3	BBJFC U11 Div 6	9	4	5	0	2	0	0	220	214	102.8	44.44
4	St Bedes/Mentone Tigers U11 Blue	9	3	6	0	2	0	0	231	337	68.55	33.33
5	Hampton Rovers U11 D4	8	0	8	0	3	0	0	110	482	22.82	0

## Under 11 Div 7

#	Team	P	W	L	D	B	FF	FA	For	Agst	%	% Won
1	East Malvern JFC	11	9	2	0	0	0	0	560	285	196.49	81.82
2	Murrumbeena JFC	11	7	4	0	0	0	0	508	292	173.97	63.64
3	St Kilda City JFC U11 Reds	11	6	4	1	0	0	0	394	297	132.66	59.09
4	East Brighton Vampires JFC (Frawley/Tormey)	11	5	5	1	0	0	0	362	360	100.56	50
5	Ormond JFC	11	4	7	0	0	0	0	395	498	79.32	36.36
6	Prahran JFC U11 White	11	1	10	0	0	0	0	172	659	26.1	9.09

## Under 12 Girls

#	Team	P	W	L	D	B	FF	FA	For	Agst	%	% Won
1	Waverley Park Hawks U12 Girls	15	14	1	0	0	0	0	782	264	296.21	93.33
2	Mordialloc Braeside JFC Pribil	15	12	2	1	0	0	0	872	231	377.49	83.33
3	East Malvern JFC	15	11	4	0	0	0	0	663	396	167.42	73.33
4	Beamaris FC	15	10	5	0	0	0	0	547	323	169.35	66.67
5	St Peters FC	15	8	7	0	0	0	0	418	369	113.28	53.33
6	Prahran JFC U12 GIRLS	15	7	7	1	0	0	0	481	319	150.78	50
7	Mordialloc Braeside JFC Marin	15	5	10	0	0	0	0	357	537	66.48	33.33
8	Cheltenham Panthers Under 12 Girls 2016 (Roar)	15	4	11	0	0	0	0	260	671	38.75	26.67
9	East Brighton Vampires JFC	15	3	12	0	0	0	0	269	647	41.58	20
10	Dingley JFC	15	0	15	0	0	0	0	44	936	4.7	0



## Under 12 Div 1

#	Team	P	W	L	D	B	FF	FA	For	Agst	%	% Won
1	St Paul's McKinnon JFC	10	9	1	0	1	0	0	529	188	281.38	90
2	AJAX U12 Comets	10	8	2	0	1	0	0	509	279	182.44	80
3	St Kilda City JFC Inc.	10	7	3	0	1	0	0	347	310	111.94	70
4	SMD U12 Div 1	9	5	4	0	2	0	0	321	395	81.27	55.56
5	East Brighton Vampires JFC	10	4	5	1	1	0	0	391	459	85.19	45
6	Highbett Cheltenham Under 12 Div 1 2016 (Black)	10	4	6	0	1	0	0	303	484	62.6	40
7	Prahran JFC U12 BLACK	9	3	5	1	2	0	0	363	343	105.83	38.89
8	Mordialloc Braeside JFC	10	3	7	0	1	0	0	351	413	84.99	30
9	BBJFC U12 Div 1	10	0	10	0	1	0	0	269	512	52.54	0

## Under 12 Div 2

#	Team	P	W	L	D	B	FF	FA	For	Agst	%	% Won
1	Beaumaris FC	9	8	1	0	2	0	0	481	162	296.91	88.89
2	Hampton Rovers U12 Green	10	7	3	0	1	0	0	422	228	185.09	70
3	Dingley U12 Black	8	5	3	0	2	0	0	238	245	97.14	62.5
4	St Peters FC	10	5	5	0	1	0	0	399	335	119.1	50
5	East Sandringham JFC	9	4	5	0	2	0	0	198	382	51.83	44.44
6	East Malvern JFC	10	3	6	1	1	0	0	280	319	87.77	35
7	Prahran JFC U12 Blue	10	0	9	1	1	0	0	204	551	37.02	5

## Under 12 Div 3

#	Team	P	W	L	D	B	FF	FA	For	Agst	%	% Won
1	Bentleigh JFC U12 Div 3	10	9	1	0	1	0	0	498	331	150.45	90
2	Murrumbeena JFC	10	8	2	0	1	0	0	529	251	210.76	80
3	East Malvern JFC	10	7	3	0	1	0	0	538	341	157.77	70
4	Waverley Park Hawks U12	10	7	3	0	1	0	0	484	443	109.26	70
5	East Sandringham JFC	10	6	4	0	1	0	0	485	352	137.78	60
6	Caulfield Bears JFC	8	2	6	0	2	0	0	237	388	61.08	25
7	Mordialloc Braeside JFC	10	2	8	0	1	0	0	303	486	62.35	20
8	East Brighton Vampires JFC	10	2	8	0	1	0	0	267	515	51.84	20
9	SMD U12 Div 3	10	1	9	0	1	0	0	184	418	44.02	10

## Under 12 Div 4

#	Team	P	W	L	D	B	FF	FA	For	Agst	%	% Won
1	St Kilda City JFC Inc.	11	10	1	0	0	0	0	582	187	311.23	90.91
2	East Malvern JFC	11	9	2	0	0	0	0	672	481	139.71	81.82
3	St Bedes/Mentone Tigers U12	11	8	3	0	0	0	0	434	210	206.67	72.73
4	Ormond JFC	11	8	3	0	0	0	0	374	322	116.15	72.73
5	Highbett Cheltenham Under 12 Div 4 2016 (Green)	11	6	5	0	0	0	0	460	382	120.42	54.55
6	St Peters FC	11	6	5	0	0	1	0	433	421	102.85	54.55
7	Ashwood U12	11	3	8	0	0	0	0	399	453	88.08	27.27
8	Oakleigh U12 South	11	3	8	0	0	0	0	310	436	71.1	27.27
9	Caulfield Bears JFC	11	2	9	0	0	0	1	270	583	46.31	18.18
10	Beaumaris FC	11	0	11	0	0	0	0	133	592	22.47	0

# PREMIERSHIP LADDERS

## Under 12 Div 5

#	Team	P	W	L	D	B	FF	FA	For	Agst	%	% Won
1	Northvale JFC	11	11	0	0	0	0	0	675	144	468.75	100
2	Mordialloc Braeside JFC	11	10	1	0	0	0	0	535	249	214.86	90.91
3	Hampton Rovers U12 Gold	11	6	5	0	0	0	0	442	380	116.32	54.55
4	SMD U12 Div 5	11	6	5	0	0	0	0	448	419	106.92	54.55
5	East Brighton Vampires JFC	11	4	7	0	0	0	0	355	357	99.44	36.36
6	AJAX U12 Jets	11	3	8	0	0	0	0	270	422	63.98	27.27
7	Dingley U12 Red	11	3	8	0	0	0	0	270	583	46.31	27.27
8	St Paul's McKinnon JFC	11	1	10	0	0	0	0	127	568	22.36	9.09

## Under 13 Div 1

#	Team	P	W	L	D	B	FF	FA	For	Agst	%	% Won
1	East Brighton Vampires JFC	9	8	1	0	2	0	0	554	230	240.87	88.89
2	Waverley Park Hawks U13 Brown	10	8	2	0	1	0	0	496	243	204.12	80
3	Mordialloc Braeside JFC	10	7	3	0	1	0	0	513	303	169.31	70
4	Prahran JFC U13 BLUE	10	7	3	0	1	0	0	440	294	149.66	70
5	Beachside Saints	9	6	3	0	2	0	0	408	287	142.16	66.67
6	East Malvern JFC	10	3	7	0	1	0	0	320	382	83.77	30
7	East Sandringham JFC	10	3	7	0	1	0	0	233	475	49.05	30
8	Beaumaris FC	10	2	8	0	1	0	0	258	511	50.49	20
9	St Paul's McKinnon JFC	10	0	10	0	1	0	0	165	662	24.92	0

## Under 13 Div 2

#	Team	P	W	L	D	B	FF	FA	For	Agst	%	% Won
1	Port/South Melbourne Div 2	10	10	0	0	1	0	0	643	222	289.64	100
2	Dingley JFC	9	7	2	0	2	0	0	492	199	247.24	77.78
3	St Bedes/Mentone Tigers U13	9	5	4	0	2	0	0	378	349	108.31	55.56
4	Bentleigh JFC U13 Div 2	9	4	5	0	2	0	0	308	371	83.02	44.44
5	Oakleigh U13s	10	4	6	0	1	0	0	380	411	92.46	40
6	AJAX U13 Comets	9	2	7	0	2	0	0	295	470	62.77	22.22
7	St Peters FC	10	1	9	0	1	0	0	150	624	24.04	10

## Under 13 Div 3

#	Team	P	W	L	D	B	FF	FA	For	Agst	%	% Won
1	Ormond JFC	11	11	0	0	0	1	0	719	181	397.24	100
2	East Malvern JFC	11	9	2	0	0	0	0	513	138	371.74	81.82
3	Highbett U13	11	8	3	0	0	0	0	498	240	207.5	72.73
4	Murrumbeena JFC	11	6	5	0	0	0	0	454	394	115.23	54.55
5	Hampton Rovers U13 Div 4	11	4	7	0	0	1	0	267	403	66.25	36.36
6	Beachside Saints	11	3	8	0	0	0	0	180	459	39.22	27.27
7	East Sandringham JFC	11	2	9	0	0	1	0	313	620	50.48	18.18
8	Prahran JFC U13 ROYALS	11	1	10	0	0	0	3	89	598	14.88	9.09

## Under 13 Div 4

#	Team	P	W	L	D	B	FF	FA	For	Agst	%	% Won
1	Mordialloc Braeside JFC	9	6	2	1	2	0	0	298	256	116.41	72.22
2	AJAX U13 Jets	10	7	3	0	1	0	0	446	305	146.23	70
3	Waverley Park Hawks U13 Gold	10	6	3	1	1	0	0	346	236	146.61	65
4	East Brighton Vampires JFC	11	7	4	0	0	0	0	427	293	145.73	63.64
5	McKinnon Caulfield Bears	10	6	4	0	1	0	0	325	316	102.85	60
6	Cheltenham Panthers Under 13 Div 4 2016	9	5	4	0	2	0	0	352	278	126.62	55.56
7	Port/South Melbourne Div 4	10	3	7	0	1	0	0	273	303	90.1	30
8	Beaumaris FC	9	2	7	0	2	0	0	180	464	38.79	22.22
9	East Malvern JFC	10	1	9	0	1	0	0	181	377	48.01	10

## Under 14 Div 1

#	Team	P	W	L	D	B	FF	FA	For	Agst	%	% Won
1	East Sandringham JFC	11	9	2	0	0	0	0	825	457	180.53	81.82
2	East Brighton Vampires JFC	11	8	3	0	0	0	0	854	470	181.7	72.73
3	Beaumaris FC	10	6	4	0	0	0	0	693	566	122.44	60
4	Mordialloc Braeside JFC	10	6	4	0	1	0	0	557	636	87.58	60
5	East Malvern Blue	11	2	9	0	0	0	0	565	789	71.61	18.18
6	Cheltenham Panthers Under 14 Div 1 2016 (Green)	11	1	10	0	0	0	0	412	988	41.7	9.09

## Under 14 Div 2

#	Team	P	W	L	D	B	FF	FA	For	Agst	%	% Won
1	SMD U14 Div 2	11	10	1	0	0	0	0	1096	364	301.1	90.91
2	St Bedes/Mentone Tigers U14	11	9	2	0	0	0	0	766	430	178.14	81.82
3	AJAX U14 Comets	10	8	2	0	0	0	0	698	374	186.63	80
4	Prahran JFC U14 REDS	11	8	2	1	0	0	0	648	499	129.86	77.27
5	Bentleigh JFC U14 Div 2	10	5	4	1	1	0	0	642	498	128.92	55
6	Waverley Park Hawks U14 Gold	11	4	6	1	0	0	0	598	696	85.92	40.91
7	Oakleigh 14s	11	3	7	1	0	0	0	542	737	73.54	31.82
8	Ormond JFC	11	2	9	0	0	0	0	474	772	61.4	18.18
9	Beachside Saints	11	2	9	0	0	0	0	360	805	44.72	18.18
10	Murrumbeena JFC	11	1	10	0	0	0	0	407	1056	38.54	9.09

## Under 14 Div 3

#	Team	P	W	L	D	B	FF	FA	For	Agst	%	% Won
1	St Peters FC	11	11	0	0	0	1	0	1085	310	350	100
2	Highett U14	11	9	1	1	0	0	0	836	358	233.52	86.36
3	Dingley JFC	11	6	5	0	0	0	0	707	565	125.13	54.55
4	Beaumaris FC	11	6	5	0	0	0	0	628	509	123.38	54.55
5	East Brighton Vampires JFC	11	5	5	1	0	0	0	561	584	96.06	50
6	Hampton Rovers U14 D3	11	3	8	0	0	1	1	453	768	58.98	27.27
7	St Paul's McKinnon JFC	11	2	9	0	0	0	0	360	671	53.65	18.18
8	East Sandringham JFC	11	1	10	0	0	0	1	256	1121	22.84	9.09

# PREMIERSHIP LADDERS

## Under 14 Div 4

#	Team	P	W	L	D	B	FF	FA	For	Agst	%	% Won
1	East Malvern JFC	11	10	1	0	0	1	1	808	338	239.05	90.91
2	Caulfield Bears JFC	11	9	2	0	0	0	0	909	333	272.97	81.82
3	Cheltenham Panthers Under 14 Div 4 2016 (Black)	11	7	4	0	0	2	0	809	432	187.27	63.64
4	Mordialloc Braeside JFC	11	6	5	0	0	0	0	676	581	116.35	54.55
5	Waverley Park Hawks U14 Brown	11	6	5	0	0	0	0	594	597	99.5	54.55
6	SMD U14 Div 4	11	5	5	1	0	1	0	554	532	104.14	50
7	East Brighton Vampires JFC	11	5	6	0	0	0	0	572	628	91.08	45.45
8	Beaumaris FC	11	4	6	1	0	1	1	511	646	79.1	40.91
9	AJAX U14 Jets	11	1	10	0	0	0	0	301	879	34.24	9.09
10	Ormond JFC	11	1	10	0	0	0	3	269	1037	25.94	9.09

## Under 15 Girls Div 1

#	Team	P	W	L	D	B	FF	FA	For	Agst	%	% Won
1	St Peters FC	11	11	0	0	0	0	0	597	70	852.86	100
2	East Malvern JFC	11	9	2	0	0	0	0	398	214	185.98	81.82
3	St Bedes/Mentone Tigers U15 Girls	11	7	4	0	0	0	0	401	202	198.51	63.64
4	Port Melbourne Colts JFC	11	3	7	1	0	0	0	160	427	37.47	31.82
5	Mordialloc Braeside JFC	11	2	8	1	0	0	0	137	419	32.7	22.73
6	Oakleigh U15 Girls	11	0	11	0	0	0	0	114	475	24	0

## Under 15 Girls Div 2

#	Team	P	W	L	D	B	FF	FA	For	Agst	%	% Won
1	St Kilda City JFC Inc.	11	9	1	1	0	0	0	488	149	327.52	86.36
2	Bentleigh JFC U15 Girls (Saints)	11	8	3	0	0	1	0	459	165	278.18	72.73
3	Beaumaris FC	11	7	3	1	0	0	1	447	191	234.03	68.18
4	Waverley Park Hawks U15 Girls	11	5	6	0	0	0	0	317	315	100.63	45.45
5	East Brighton Vampires JFC	11	2	9	0	0	0	1	140	579	24.18	18.18
6	Cheltenham Under 15 Girls Div 2 2016	11	1	10	0	0	1	0	111	563	19.72	9.09

## McDonald's Under 15 Div 1

#	Team	P	W	L	D	B	FF	FA	For	Agst	%	% Won
1	East Malvern JFC	9	8	1	0	2	0	0	719	366	196.45	88.89
2	Beaumaris FC	10	8	1	1	1	0	0	742	305	243.28	85
3	Highett Cheltenham Under 15 Div 1	10	5	4	1	1	0	0	694	511	135.81	55
4	East Sandringham/Hampton Rovers	9	4	4	1	2	0	0	474	524	90.46	50
5	East Brighton Vampires JFC	9	4	5	0	2	0	0	550	473	116.28	44.44
6	Waverley Park Hawks U15 Brown	10	2	7	1	1	0	0	582	810	71.85	25
7	Mordialloc Braeside JFC	9	0	9	0	2	0	0	279	1051	26.55	0

## McDonald's Under 15 Div 2

#	Team	P	W	L	D	B	FF	FA	For	Agst	%	% Won
1	Northvale JFC	9	6	3	0	2	0	0	522	542	96.31	66.67
2	AJAX U15 Comets	9	5	4	0	2	0	0	586	457	128.23	55.56
3	St Peters FC	9	5	4	0	2	1	0	534	471	113.38	55.56
4	SMD U15 Div 2	8	3	4	1	2	0	0	366	443	82.62	43.75
5	St Paul's McKinnon JFC	9	2	6	1	2	0	1	429	524	81.87	27.78

## McDonald's Under 15 Div 3

#	Team	P	W	L	D	B	FF	FA	For	Agst	%	% Won
1	Ormond JFC	11	11	0	0	0	0	0	1010	225	448.89	100
2	St Kilda City JFC Inc.	11	7	2	2	0	0	0	728	596	122.15	72.73
3	Dingley JFC	11	5	6	0	0	0	0	516	554	93.14	45.45
4	Oakleigh 15s	10	4	5	1	0	0	0	576	556	103.6	45
5	East Malvern JFC	11	4	6	1	0	0	0	449	674	66.62	40.91
6	Hampton Rovers AFC/ East Sandringham U15 Div 3	10	4	6	0	1	0	0	379	540	70.19	40
7	Bentleigh JFC U15 Div 3	11	4	7	0	0	0	0	499	677	73.71	36.36
8	Caulfield Bears JFC	11	2	9	0	0	0	0	446	781	57.11	18.18

## McDonald's Under 15 Div 4

#	Team	P	W	L	D	B	FF	FA	For	Agst	%	% Won
1	Beamaris FC	9	8	1	0	2	0	0	1166	195	597.95	88.89
2	Waverley Park Hawks U15 Gold	8	7	1	0	3	0	0	742	384	193.23	87.5
3	AJAX U15 Jets	9	3	6	0	2	0	0	443	684	64.77	33.33
4	SMD U15 Div 4	9	3	6	0	2	0	0	313	808	38.74	33.33
5	Highbury Cheltenham Under 15 Div 4	9	1	8	0	2	0	0	354	947	37.38	11.11

## McDonald's Under 16 Div 1

#	Team	P	W	L	D	B	FF	FA	For	Agst	%	% Won
1	Waverley Park Hawks U16 Gold	11	10	1	0	0	0	0	1010	398	253.77	90.91
2	Mordialloc Braeside JFC	11	7	4	0	0	0	0	747	627	119.14	63.64
3	Ormond JFC	11	6	5	0	0	0	0	539	732	73.63	54.55
4	St Kilda City JFC U16 Blacks	11	5	6	0	0	0	0	692	686	100.87	45.45
5	East Sandringham JFC	11	3	8	0	0	0	0	648	735	88.16	27.27
6	Beamaris FC	11	2	9	0	0	0	0	433	891	48.6	18.18

## McDonald's Under 16 Div 2

#	Team	P	W	L	D	B	FF	FA	For	Agst	%	% Won
1	Dingley JFC	11	10	1	0	0	0	0	918	391	234.78	90.91
2	East Malvern JFC	11	9	2	0	0	0	0	789	511	154.4	81.82
3	Cheltenham Panthers Under 16 Div 2 2016	11	7	4	0	0	0	0	814	561	145.1	63.64
4	AJAX U16 Comets	11	5	6	0	0	0	0	805	565	142.48	45.45
5	St Kilda City JFC U16 Reds	11	1	10	0	0	0	0	439	989	44.39	9.09
6	St Peters FC	11	1	10	0	0	0	0	353	1101	32.06	9.09

## McDonald's Under 16 Div 3

#	Team	P	W	L	D	B	FF	FA	For	Agst	%	% Won
1	St Bedes/Mentone Tigers U16	11	11	0	0	0	1	0	1084	249	435.34	100
2	Oakleigh 16s	11	7	4	0	0	0	0	581	597	97.32	63.64
3	Prahran JFC U16 REDS	11	5	6	0	0	0	0	687	707	97.17	45.45
4	East Brighton Vampires JFC	11	4	7	0	0	0	0	536	747	71.75	36.36
5	SMD U16 Div 3	11	4	7	0	0	0	1	398	763	52.16	36.36
6	Ormond JFC	11	2	9	0	0	0	0	546	769	71	18.18

# PREMIERSHIP LADDERS

## McDonald's Under 16 Div 4

#	Team	P	W	L	D	B	FF	FA	For	Agst	%	% Won
1	Beamaris FC	9	8	0	1	2	0	0	779	309	252.1	94.44
2	East Sandringham JFC	10	7	3	0	1	0	0	768	393	195.42	70
3	Waverley Park Hawks U16 Brown	9	6	3	0	2	0	0	645	422	152.84	66.67
4	Murrumbeena JFC	9	5	4	0	2	0	0	550	368	149.46	55.56
5	Caulfield Bears JFC	9	3	5	1	2	0	0	432	574	75.26	38.89
6	Mordialloc Braeside JFC	10	2	8	0	1	0	0	353	794	44.46	20
7	AJAX U16 Jets	10	1	9	0	1	0	0	335	1002	33.43	10

## McDonald's Under 17 Div 1

#	Team	P	W	L	D	B	FF	FA	For	Agst	%	% Won
1	Beamaris FC	11	10	1	0	0	0	1	1196	480	249.17	90.91
2	Mordialloc Braeside JFC	11	10	1	0	0	3	0	1066	471	226.33	90.91
3	Ormond JFC	11	7	4	0	0	1	0	876	658	133.13	63.64
4	Murrumbeena JFC	11	4	7	0	0	0	2	681	1054	64.61	36.36
5	SMD U17 Div 1	11	2	9	0	0	1	0	542	1106	49.01	18.18
6	Cheltenham Panthers Under 17 Div 1 2016	11	0	11	0	0	0	2	504	1096	45.99	0

## McDonald's Under 17 Div 2

#	Team	P	W	L	D	B	FF	FA	For	Agst	%	% Won
1	St Bedes/Mentone Tigers U17Red	11	9	2	0	0	0	0	1008	454	222.03	81.82
2	East Malvern JFC	11	9	2	0	0	0	0	872	474	183.97	81.82
3	Hampton Rovers/East Sandringham	11	7	4	0	0	0	0	772	702	109.97	63.64
4	St Peters Bentleigh Demons	11	4	7	0	0	0	0	610	909	67.11	36.36
5	Ajax U17	11	3	8	0	0	0	0	585	898	65.14	27.27
6	St Paul's Mckinnon JFC	11	1	10	0	0	0	0	557	967	57.6	9.09

## McDonald's Under 17 Div 3

#	Team	P	W	L	D	B	FF	FA	For	Agst	%	% Won
1	Dingley JFC	11	9	2	0	0	0	0	898	580	154.83	81.82
2	Beamaris FC	11	6	5	0	0	0	0	862	653	132.01	54.55
3	Ormond JFC	11	6	5	0	0	1	0	734	675	108.74	54.55
4	St Bedes/Mentone Tigers U17Blue	11	5	6	0	0	0	0	756	819	92.31	45.45
5	Cheltenham Panthers Under 17 Div 3 2016	11	5	6	0	0	0	1	756	862	87.7	45.45
6	Waverley Park Hawks U17	11	2	9	0	0	0	0	515	932	55.26	18.18

## Youth Girls

#	Team	P	W	L	D	B	FF	FA	For	Agst	%	% Won
1	Prahran JFC U18 Youth girls	15	13	2	0	0	0	0	833	234	355.98	86.67
2	St Peters FC	15	12	3	0	0	0	0	930	209	444.98	80
3	St Bedes/Mentone Tigers U18Girls	15	12	3	0	0	0	0	827	250	330.8	80
4	East Brighton Vampires JFC	15	6	9	0	0	0	1	469	634	73.97	40
5	Beamaris FC	15	6	9	0	0	1	0	339	697	48.64	40
6	Highbett U18 Girls	15	5	10	0	0	1	0	414	765	54.12	33.33
7	BBJFC Youth Girls	15	5	10	0	0	0	1	321	712	45.08	33.33
8	Bentleigh JFC U18 Girls (Saints)	15	1	14	0	0	0	0	258	890	28.99	6.67

# PREMIERS, BEST ON GROUND, BEST & FAIREST



## 2016 Premiers, Best on Ground, Best & Fairests

Competition	Premiers	Final Score	Runners Up	Best on Ground	Best & Fairest
Under 11 Div 1	East Brighton Vampires JFC	2.9.21 v 2.0.12	Hampton Rovers AFC	Jack Pickles	Jack Tysoe
Under 11 Div 2	South Melbourne Districts FC	9.10.64 v 0.6.6	East Malvern JFC	Bailey McKenzie	Charlie Harrop
Under 11 Div 3	Ajax JFC	6.1.37 v 4.2.26	Waverley Park Hawks JFC	Mia Zielinski	Liam Walters
Under 11 Div 4	South Melbourne Districts FC	5.6.36 v 1.2.8	Beaumaris FC	Nick Cleary	Max Kaufman
Under 11 Div 5	Beaumaris FC	9.5.59 v 1.5.11	St Kilda City JFC	Hayden Cooley	William Nish
Under 11 Div 6	East Sandringham JFC	6.6.42 v 5.5.39	St Peters FC	Kento Hikima	Kento Hikima
Under 11 Div 7	East Malvern JFC	4.4.28 v 3.8.26	Murrumbeena JFC	Paul Parakilas	Harry Byrne
Under 12 Div 1	St Paul's McKinnon JFC	7.5.47 v 6.3.39	Ajax JFC	Noah Spitz	Blake Pantas
Under 12 Div 2	Hampton AFC	6.6.42 v 2.2.14	St Peters FC	George Wardlaw	Darcy Fountain
Under 12 Div 3	Waverley Park Hawks JFC	5.5.35 v 3.3.21	Murrumbeena JFC	Tommy Warner	Ashley Curry
Under 12 Div 4	St Bedes/ Mentone JFC	7.6.48 v 1.7.13	St Kilda City JFC	Anastasios (Tom) Kostolias	Anthony Colacino
Under 12 Div 5	Northvale JFC	7.5.47 v 1.7.13	Mordialloc-Braeside JFC	Fabian Di Domenico	Benjamin Fenech
Under 12 Girls	Mordialloc-Braeside	10.6.66 v 1.2.8	Waverley Park Hawks JFC	Madison Topry	Not awarded
Under 13 Div 1	East Brighton Vampires JFC	15.7.97 v 7.4.46	Waverley Park Hawks JFC	Archie Loughnan	Ethan Plaza
Under 13 Div 2	Port/South Melbourne JFCs	8.5.53 v 4.3.27	Dingley JFC	Henry Nicholls	Robert Amendola
Under 13 Div 3	Ormond JFC	5.7.37 v 2.2.14	Highbett FC	Matthew Harms	Matthew Harms
Under 13 Div 4	Ajax JFC	8.5.53 v 1.3.9	Mordialloc-Braeside JFC	Aaron Ostilly	Nicholas Karamihos



# PREMIERS, BEST ON GROUND, BEST & FAIREST

Competition	Premiers	Final Score	Runners Up	Best on Ground	Best & Fairest
Under 14 Div 1	East Brighton Vampires JFC	15.7.7 v 7.4.46	East Sandringham JFC	Amani Karauria-Lunt	Darby Hipwell
Under 14 Div 2	South Melbourne Districts FC	9.14.68 v 1.4.10	St Bedes/ Mentone JFC	Eren Soylemez	Dylan Knight
Under 14 Div 3	St Peters FC	10.7.67 v 3.11.29	Highett FC	Harry Hawker	Harry Hawker
Under 14 Div 4	Caulfield JFC	7.8.50 v 6.10.46	East Malvern JFC	Joel King	Fraser Sharman-Smith
Under 15 Girls Div 1	St Peters FC	1.6.12 v 0.3.3	East Malvern	Taylah Grasso	Chloe Saultry
Under 15 Girls Div 2	Bentleigh JFC (Saints)	6.11.47 v 0.4.4	St Kilda City JFC	Georgia Clair	Georgia Clair
McDonald's Under 15 Div 1	Beaumaris FC	11.9.79 v 10.8.68	St Kilda City JFC	Jack Mahony	Jack Mahony
McDonald's Under 15 Div 2	St Peters FC	13.30.88 v 6.8.44	Ajax JFC	Costa Manaveris	Tharial Ter
McDonald's Under 15 Div 3	St Kilda City JFC	19..8.122 v 7.3.45	Oakleigh JFC	Ben O'Brien	Seth O'Donnell
McDonald's Under 15 Div 4	Beaumaris FC	7.19.61 v 0.0.4	Waverley Park Hawks JFC	Kai Colella	Eric Jackson
McDonald's Under 16 Div 1	St Kilda City JFC	14.5.89 v 9.9.63	Waverley Park Hawks JFC	Joel Crocker	Jake Gasper
McDonald's Under 16 Div 2	Dingley JFC	10.4.64 v 6.13.49	East Malvern JFC	Alex Windhager	Joshua Hicks
McDonald's Under 16 Div 3	St Bedes/ Mentone JFC	14.9.9 v 7.6.48	Prahran JFC	James Banfield	Jackson Cowden
McDonald's Under 16 Div 4	Beaumaris FC	16.8.104 v 1.3.9	East Sandringham JFC	Jordan Cole	Jordan Cole
McDonald's Under 17 Div 1	Beaumaris FC	13.14.92 v 4.11.35	Ormond JFC	Josh Gorman	Josh Gorman
McDonald's Under 17 Div 2	East Malvern JFC	11.10.76 v 5.6.36	St Bedes/ Mentone JFC	Lachlan Willey	Thomas Marron
McDonald's Under 17 Div 3	Dingley JFC	18.16.124 v 5.8.38	Beaumaris FC	Matthias Selbst	Stefan Lamble
Under 18 Youth Girls	Prahran JFC	2.8.20 v 2.5.17	St Peters FC	Tess Ploughman	Laura Summers



# RECOGNITION AWARDS

## SMJFL Recognition Awards

Award	Recipient(s)
McDonald's Volunteer of the Year	Greg Briggs (St Peters FC)
McDonald's Leadership Award	Kane O'Toole (St Peters FC)
SMJFL Club Administrator of the Year Award	Don Robertson (St Kilda City JFC Inc.)
SMJFL Volunteer Club Umpire of the Year	Richard Ebbs (Ormond JFC)
SMJFL Sportsmanship Award	East Sandringham JFC Under 14 Division 1 Team
Best Conducted Club Award	Port Melbourne Colts JFC



## AFL Victoria – Inner Southern Region Recognition Awards

Award	Recipient(s)
Auskick Centre of the Year	South Melbourne Districts Auskick Centre
Auskick Coordinator of the Year	Chris Chalmers (Dingley Auskick)
Auskick Coach of the Year	Kingsley Williams (Dingley Auskick)
Female Coach of the Year	Karen Griffiths (Bentleigh Auskick)
Junior Coach of the Year	Michael Feferkranz (St Kilda City JFC Inc.)
Youth Coach of the Year	Rebecca Marshall (Port Melbourne Colts JFC)
Special Recognition Award	Glenn Stewart (Parkdale Auskick – AAA Program)
Outstanding Service to Australian Rules Football	Sandy Chalmers (Dingley Auskick)



# RECOGNITION AWARDS

## 10 Year Players

**Beumaris JFC** Lewis Diggins, Josh Gibbons, Daniel Keating, Thomas Lapa, Hayden McLean, Quintin Montanaro, Samuel Pinzone, Matthew Ray, Lachlan Robinson, Harrison Spencer, Campbell Tedde, James Atkin

**Cheltenham JFC** Aaron Barambagianis, Matthew Beaumont, Blake Bergman, Riley Bochel, Ruergan Braganza, Henry Canty, Liam Carey, Blake Cochrane, Jarryd Cox, Daniels Daniels, Campbell Dawes, Joshua Desperles, Jasper Dunkley, Jack Dunn, Lochie Forrest, Jake Giacomini, Tom Grech, Lucas Haig, Matthew Heath, Tom Lucas, Anthony Malamas, Samuel Merryweather, Stephen Milicia, Jack Reed, Sam Roberts, Nimrod Sarig, Nicholas Stefanou, Jack Stephens, Rick Stonehouse, Nick Walliser, Spencer Ward, Remmi Wood

**Dingley JFC** Matthew Gough, Adam Peacock, Jackson Davis, Mason Goldin, Nick Lloyd

**Mordialloc-Braeside JFC** Mason Bode, Luke Clark, Jai Hale, Sam Hart, Tomas Long, Brendan McCoy, Jack Scott, Patrick Sellars

**Ormond JFC** Harry Bingham, Ryan Cohen, Scott Gordon, Ethan Hanley, Zachary Hanson, Jackson Hille, Matthew Johnson, Luke Lagreca, Lachlan McCambley, Angus McQuie, Benjamin Northey, Christopher Roach, Daniel Sherman, Ulysses Urban, James Van Oosten, Nicholas Ward-Guy

**St Bedes/Mentone AFC** Sam Beasley, Alexander Browne, Brandon De Zilva, Cameron Duffy, Lachlan Fuller, Ben Goodchild, Riley Hollingsworth, Jason Knipe, Thomas La Cava, Connor Ladds, Austin Lam, Harry Monaghan, Sean Randall, Josh Stevens, Max Thompson

**St Peters FC** Joseph Aloï, Gus Dingwall, Jonty

Ho, Jett Murphy, Luke Nunn, Kane O'Toole, Sam Ruddy, Adam Blight, Khy Horsnell, Riley Hughes, Gavin Kalisperis, Troy Smith, Matthew Vorbach

**Waverley Park Hawks JFC** Atu Bosenavulagi

## 7 Year Players

**Beumaris JFC** Lucas Armstrong, Nathan Bazzani, Martin Buljat, Nicholas Burke, Jesse Clarkson, Kai Colella, Andrew Courtney, Joel Cummins, Curley Cian, Jordan Evans, Benjamin Geleit, James Gold, Angus Grant, Will Gregory, Goerge Churchill Grey, Lachlan Hiscock, Lachlan Hughes, Brock Jackson, Joel Kelly, Patrick Kennedy, Harry Keogh, William King, Lachlan Lambie, Harry Mathews, Thomas McKinley, Jahan Meyers, Ethan Michaelides, Jacquin Mifsud, Riley Mihailovic, Tmoya Owens, Luke Ray, Damon Rimanic, James Rodwell, Benjamin Ryan, Finn Ryan, Kyle Scott, Matthew Scott, Harry Siemering, Max Sievers, Jacob Tinker, Max Tulloch, Riley Virtue, Nicholas Vitiello, Corey Watts, Jack Williams, Kyle Yorke

**Bentleigh JFC** Jacob Curry, Alan Abraham, Joshua Mackie, Samuel Kalomiris, Jordan Keen, Thomas Jorgensen, Kobe Heitlinger, Cody Coates, Sam Loiacono, Jack Stuber, Joel Nankervis, Oliver Lucas, Austin Rosenthal, Benjamin Lawrence, Khy Rasmussen, Christian Aloï, Patrick Franklin, Riley Cook, Jacob Clough, Will Sharp, Jack Richards, Tully Foot, Oliver Morse, Morgan Dennis, Tyler Best, Zac Watts, Nicholas Carter, Jason Fotopoulos, Michael Whelan, Adam Blair, Lachlan Dight, Matthew Canning

**Cheltenham JFC** Aidan Carr, Aleksander McComb, Angus Bonwick, Cooper Howell, Declan McComb, Dylan Law, Heath Wadley, Isaac Wheatley, Jack Brookes, Joshua Duscher, Koby Thomson, Lachlan O'Hara, Max Ciappara,

Michael Lewis, Rex Kilburn, Tom Ross, Tynan Brazionis, Tyson Edmunds

**Cheltenham JFC/Highett FC** Callum Bachelor, Cameron Blitsas, Jake Bowey, Nathan Brookes, Matthew Casaceli, Jayden Cooke, James Eadie, Declan Easton, Joseph Eccles, Nicholas Emmanouil, Jai Florent, Luke Garnaut, Nicholas Gilchrist, Nicholas Grech, Cameron Harris, Liam Hunter, Austin Johnson, Lachlan Meyer, Tyson Milne, Zac Morgan, Max Moyano, Tyson Murray, James Still, Cameron Taylor, Kai Uehara, Daniel Walliser, Jeremy Williams

**Mordialloc-Braeside JFC** Fraser Angus, Zac Angus, Cooper Balic, Corey Barden, Jacob Beames, Jack Challands, Jack Courtie, Harrison Dale, Lachlan Davis, Walter Delahunty, Thomas Fisher, Louis Hanson, Jordan Hesline, Ryan Jones, Finn Kenny, Lachlan Kerr, Liam Kilfoyle, Harry Knopers, Nicholas Law, Samuel Lewis, Ben Macdermid, Charlie McManus, Luke Plaisted, Mitch Pondard, Ethan Prince, Callum Quirke, Finnbar Reinehr, Joshua Ricco, Lochie Sargeant, Harrison Scott, Jack Sivell, Max Sivell, William Skinner, Matthew Standish, Lachlan Toniolo, Jack Webster, Devlin Danckert

**Oakleigh Dragons JFC** Samuel Edmundson, enjamin Hall, Fraser Jackson, Robin Chea, Joshua Consolmagno, Patrick Edmundson, Matthew Goodwill, Billy May, Ryan Shaw, Jack Stow, Cameron Wales, Gordon Burns, Hayden Boyce, Samuel Carter, Lawson Colgrave, Jackson Hall, Liam Heverin, Eamon McKenzie, William Novak, Daniel O'Driscoll, Ethan Sherlock, Riley Skalamera, Daniel Tinginis, Edward D'Rozario, Robert Amendola

**Ormond JFC** Bryn Armstrong, Luke Astone, Preston Bodsworth, Alex Camm, Luke Egan,

Claude Elsasser, Tom Fogarty, Andrew Furdetsky, Charlie Furphy, Jake Gray, Angus Grey, Brad Hickey, Joseph Horrigan, Max Kennedy, Tim Mullane, Ryan O'Meara, Adam Ossip, Joshua Paul, Blake Pfeiffer, Jasper Pickering, Andrew Pinna, Ethan Powell, Hugh Quin, Jake Roberts, Jesse Scholz, Anthony Seaton, Declan Skahill, Liam Taffe, Riley Thompson, Flynn Wood

**St Bedes/Mentone AFC** Sam Winter, Ned Comerford, Josh White, Tom Denny, Rory Rowe, Ethan Swain, Samuel Browne, Angus Octigan, Harry Freeman, Jonny Foong, Harry Blackie, Jack Miller, Christian Harris, Chris Chamberlain, Luke Goddard, Mitch Arthur, Aaron Vella, Nick Green, Ethan Del Biondo

**St Peters FC** Benjamin English, Benjamin O'Brien, Bradley Higgins, Campbell James, Connor Travaglia, Constandinos (Dino) Karamoshos, Costa Manaveris, Daniel Mullin, Fletcher Gleghorn, Flynn Wilkins, Harry Hawker, Jack Blight, Jack Caspersz, Jacob Jones, Jamie Hiam, Jonathan Ho, Joshua Treweek, Khy Horsnell, Lucas Sargiotis, Luke Nunn, Matthew Vorbach, Max Hibbert, Michael Agnos, Michael Burke, Nathan Martinz, Noah Beveridge, Noah Hughes, Rami Saab, Sean Gleeson, Thomas Bruce, Tom Kelly, William Auld

**Waverley Park Hawks JFC** Brodie Addison, Dale Argus, Angus Bailey, Lachlan Boyle, Samson Cimino, Austin Dean, Michael Ferracane, Lachlan Fraser, Adam Gilmore, Lachlan Goldsworthy, Joshua Gomas, Starsy Gountras, Kyle Harris, Nicholas Hogan, Lachlan King, Joshua Kolak, Oscar Mahon, Jordan McDonnell, James McGivern, James Mucha, Lochlan Noble, Lachlan Noone, James Peake, Jake Soligo, Jack Stone, Bailey Thompson, Cooper Thompson, Brendan Wales, Joel Wensley

## Financial Report for the year ended 31 October 2016

### **Contents**

Statement of Comprehensive Income

Statement of Financial Position

Statement of Changes In Equity

Statement of Cash Flows

Notes to the Financial Statements

Statement by Members of the Committee

Independent Auditors Report

## Statement of Comprehensive Income

for the year ended 31 October 2016

REVENUE	Note	2016 \$	2015 \$
Affiliation Fees		288,364	290,064
Sponsorships		132,863	99,421
Merchandise sales		439,063	443,218
Umpiring Fees		219,570	173,136
Finals Revenue		83,200	72,999
Insurance		57,863	68,551
Interleague		42,698	43,517
Interest received & receivable		8,370	12,674
Grants		58,063	60,724
Fines and investigations		3,182	5,181
Other income		223	3,341
<b>Total</b>		<b>1,333,459</b>	<b>1,272,826</b>
EXPENDITURE	Note	2016 \$	2015 \$
Merchandise costs		364,028	373,910
Umpiring costs		204,988	198,228
Employment expenses		353,530	307,916
Finals expenses		77,722	74,936
Functions costs		26,605	29,714
Insurance		57,636	67,566
Interleague		45,920	48,646
Office and general expenses		92,663	107,161
Girls football		8,713	12,822
Moorleigh		5,000	6,198
Tribunal and investigations		1057	963
Reserve Initiatives		7200	0
<b>Total</b>		<b>1,245,062</b>	<b>1,228,060</b>
<b>Profit for the year</b>	<b>2</b>	<b>88,397</b>	<b>44,766</b>

# FINANCIALS

## Statement of Financial Position for the year ended 31 October 2016

ASSETS	Note	2016 \$	2015 \$
<b>CURRENT</b>			
Cash and cash equivalents	3	754,952	620,935
Receivables	4	53,195	3,128
<b>Total Current Assets</b>		<b>808,147</b>	<b>624,063</b>
<b>ASSETS</b>	<b>Note</b>	<b>2016 \$</b>	<b>2015 \$</b>
<b>NON CURRENT</b>			
Property, plant and equipment	5	2,346	2,892
Intangibles – Trade Mark at Cost	5	900	900
<b>Total Non Current Assets</b>		<b>3,246</b>	<b>3,792</b>
<b>Total Assets</b>		<b>811,393</b>	<b>627,855</b>
<b>LIABILITIES</b>	<b>Note</b>	<b>2016 \$</b>	<b>2015 \$</b>
<b>CURRENT</b>			
Payables	6	106,885	58,724
Provisions	7	41,680	17,193
<b>Total Current Liabilities</b>		<b>148,565</b>	<b>75,917</b>
<b>LIABILITIES</b>	<b>Note</b>	<b>2016 \$</b>	<b>2015 \$</b>
<b>NON CURRENT</b>			
Provisions	8	22,492	0
<b>Total Liabilities</b>		<b>171,057</b>	<b>75,917</b>
<b>Net Assets</b>		<b>640,336</b>	<b>551,938</b>
<b>MEMBERS FUNDS</b>	<b>Note</b>	<b>2016 \$</b>	<b>2015 \$</b>
Retained earnings		640,336	551,938

## Statement of Changes in Equity

for the year ended 31 October 2016

	Note	Accumulated Surplus \$	Total \$
Balance 1 November 2015		551,938	551,938
Surplus (Deficit) for the year		88,397	88,397
<b>Balance 31 October 2016</b>		<b>640,336</b>	<b>640,336</b>

	Note	Accumulated Surplus \$	Total \$
Balance 1 November 2014		507,172	507,172
Surplus (Deficit) for the year		44,766	44,766
<b>Balance 31 October 2015</b>		<b>551,938</b>	<b>551,938</b>

## Statement of Cash Flows

for the year ended 31 October 2016

CASH FLOWS FROM OPERATING ACTIVITIES	Note	2016 \$	2015 \$
Receipts from customers		1,291,302	1,264,178
Payments to suppliers and employees		-1,165,656	-1,220,949
Interest received		8,370	12,674
<b>Net cash provided by (used in) operating activities</b>	<b>9</b>	<b>134,016</b>	<b>55,903</b>

CASH FLOWS FROM INVESTING ACTIVITIES	Note	2016 \$	2015 \$
Payments for Trade Mark		0	-900
<b>Net cash provided</b>		<b>134,016</b>	<b>55,003</b>
Net increase (decrease) in cash		134,016	55,003
Cash at beginning of financial year		620,935	565,932
<b>Cash at end of financial year</b>	<b>10</b>	<b>754,952</b>	<b>620,935</b>

## Notes to the Financial Statements

for the year ended 31 October 2016

### 1. Significant Accounting Policies

#### a. Incorporation

South Metro Junior Football League Inc. was incorporated on 5 January 2009.

#### b. Basis of Preparation

The financial report is a general purpose financial report that has been prepared in accordance with Australian Accounting Standards, Interpretations and other authoritative pronouncements of the Australian Accounting Standards Board and the Associations Incorporations Reform Act 2012.

The financial report of South Metro Junior Football League Inc. as an individual entity complies with Australian Equivalents to International Financial Reporting Standards. Compliance with Australian Equivalents to International Financial Reporting Standards ensures that the financial statements and notes comply with International Financial Reporting Standards (IFRS).

The financial report has been prepared under the historical cost convention modified by revaluations of selected non-current assets, financial assets and financial liabilities for which the fair value basis of accounting has been applied.

The following is a summary of the material accounting policies adopted by the league in the preparation and presentation of the financial report. The accounting policies have been consistently applied, unless otherwise stated.

#### c. Accounting Policies

##### i. Revenue

Affiliation fees and sponsorships are recognised as revenue on a time proportional basis.

Revenue from the sale of goods, is recognized when the significant risks and rewards of ownership of the goods have passed to the buyer and the costs incurred or to be incurred in respect of the transaction can be measured reliably. Risks and rewards of ownership are considered as having passed to the buyer upon the delivery of goods to customers.

Revenues from the provision of services are recognised upon delivery of the service.

Grant revenue is recognised in the income statement when it is controlled. When there are conditions attached to grant revenue relating to the use of those grants for specific purposes it is recognised in the balance sheet as a liability until such conditions are met or services provided.

Interest revenue is recognised on a proportional basis taking into account the interest rates applicable to the financial assets.

##### ii. Cash and cash equivalents

Cash and cash equivalents include cash on hand, deposits held at-call with banks and other short-term highly liquid investments with original maturities of three months or less.

##### iii. Inventories

Inventories are measured at the lower of cost and net realisable value.

##### iv. Financial Instruments

###### Receivables

Trade and other receivables when initially recognised are measured at fair value, which normally approximates their nominal value. Subsequently they are measured at amortised cost using the effective interest rate method.

###### Payables

Trade and other accounts payable are recognised when the

association becomes obliged to make future payments resulting from the purchase of goods or services. When initially recognised they are measured at fair value, which normally approximates their nominal value. Subsequently they are measured at amortised cost.

#### v. Property, Plant & Equipment

Each class of property, plant and equipment is carried at cost or fair value as indicated less, where applicable, any accumulated depreciation and impairment losses.

##### Depreciation

The depreciable amount of items of property, plant and equipment are depreciated on a straight line basis over their estimated useful lives commencing from the time the asset is held ready for use.

The assets' residual values and useful lives of assets are reviewed at each balance sheet date and adjusted if appropriate.

	Useful Life
Furniture and Equipment	10
Football Equipment	10
Computer equipment	3

##### Amortisation

Leasehold improvements have been amortised over two years.

#### vi. Employee Benefits

Provision is made for the association's liability for employee benefits arising from services rendered by employees to the end of the reporting period.

Employee benefits that are expected to be settled within one year have been measured at the amounts expected to be paid when the liability is settled, plus related on-costs.

Employee benefits payable later than one year have been measured at the present value of the estimated future cash outflows to be made for those benefits.

Contributions are made by the entity to an employee superannuation fund and are charged as expenses when incurred.

#### vii. Provisions

Provisions are recognised when the association has a legal or constructive obligation as a result of past events, for which it is probable that an outflow of economic benefits will result and that outflow can be reliably measured.

Provisions recognised represent the best estimate of the amount required to settle the obligation at the end of the reporting period.

#### viii. Income Tax

No Provision for Income Tax has been raised, as the entity is exempt from Income Tax under Division 50 of the Income Tax Assessment Act 1997.

#### ix. Goods & Services Tax (GST)

Revenues, expenses and assets are recognised net of the amount of GST, except where the amount of GST incurred is not recoverable from the Australian Tax Office (ATO).

In these circumstances, the GST is recognised as part of the cost of acquisition of the asset or as part of an item of the expense.

Receivables and payables in the statement of financial position are shown inclusive of GST.



## Notes to the Financial Statements

for the year ended 31 October 2016

### 2. Profit for the Year

Profit for the year has been determined after:

#### a. Crediting as Revenue

	2016 \$	2015 \$
Interest received and receivable	8,370	12,674

#### b. Charging as Expenses

	2016 \$	2015 \$
Depreciation of property, plant and equipment	546	627
Amortisation leasehold improvements	0	15,311
Auditors fees	5,500	5,000

### 3. Cash & Cash Equivalents

	2016 \$	2015 \$
Cash at bank	92,882	55,041
Interest bearing deposits	658,320	565,894
Non Interest bearing deposits	3,750	0
	<b>754,952</b>	<b>620,935</b>

### 4. Receivables

	2016 \$	2015 \$
Trade debtors	59,264	23,320
Other Debtors	11,906	0
Less provision for doubtful debts	-17,975	-20,192
	<b>53,195</b>	<b>3,128</b>

### 5. Property, Plant & Equipment

	2016 \$	2015 \$
Furniture and equipment at cost	6,510	6,510
Less provision for depreciation	4,164	3,618
<b>Total property, plant and equipment</b>	<b>2,346</b>	<b>2,892</b>

Intangibles – Trade Mark	900	900
--------------------------	-----	-----

### 6. Payables

	2016 \$	2015 \$
Trade creditors	47,813	27,294
Other creditors and accruals	59,072	31,430
	<b>106,885</b>	<b>58,724</b>

## Notes to the Financial Statements

for the year ended 31 October 2016

### 7. Provisions

	2016 \$	2015 \$
Provision for employee entitlements	41,680	17,193

### 8. Non Current Liabilities

	2016 \$	2015 \$
Provision for employee entitlements	6,212	0
Provision for Moorabbin Redevelopment	16,280	0
	<b>22,492</b>	<b>0</b>

### 9. Cash Flow

#### a. Reconciliation of Cash

Cash at the end of the financial year shown in the statement of cash flows is reconciled to the related items in the statement of financial position as follows:

	2016 \$	2015 \$
Cash at bank	754,952	620,935

For the purpose of the statement of cash flows, cash includes cash on hand and in banks net of outstanding overdrafts.

#### b. Reconciliation of Cash Flow from Operating Activities

	2016 \$	2015 \$
Profit (loss) from operations	88,397	44,766
<b>NON-CASH FLOW ITEMS IN PROFIT</b>		
Amortisation	0	15,311
Depreciation	546	627
Doubtful debt provision	0	0
<b>CHANGES IN ASSETS &amp; LIABILITIES</b>		
(Increase) decrease in receivables	-50,067	4,026
Increase (decrease) in payables	48,161	-7,561
Increase (decrease) in provisions	46,979	-1,266
Cash flow from operating activities	134,017	55,903
<b>CASH FLOWS FROM INVESTMENT ACTIVITIES</b>		
Purchase leasehold improvements	0	-900

## Notes to the Financial Statements

for the year ended 31 October 2016

### 10. Financial Risk Management

The leagues financial instruments consist mainly of deposits with banks and accounts receivable and payable.

The purpose of these financial instruments is to finance the leagues operations.

The league does not have any derivative financial instruments.

#### a. Interest rate risk

The leagues exposure to interest rate risk and the effective interest rate of financial assets and financial liabilities both recognized and unrecognized at balance date are as follows:

	Floating interest rate		Non-interest bearing		Total carrying amount		Average interest rate	
	2016	2015	2016	2015	2016	2015	2016	2015
<b>ASSETS</b>								
Cash	658,320	565,894	96,632	55,041	754,952	620,935	1.22%	2.14%
Receivables			53,195	3,128	53,195	3,128		
<b>Total financial assets</b>	<b>658,320</b>	<b>565,894</b>	<b>149,827</b>	<b>58,169</b>	<b>808,147</b>	<b>624,063</b>		
<b>LIABILITIES</b>								
Payables			171,057	75,917	171,057	75,917		
<b>Total financial liabilities</b>			<b>171,057</b>	<b>75,917</b>	<b>171,057</b>	<b>75,917</b>		
<b>Net financial assets</b>	<b>658,320</b>	<b>565,894</b>	<b>-21,230</b>	<b>-17,748</b>	<b>637,090</b>	<b>548,146</b>		

#### b. Net fair values

The aggregate net fair values of financial assets and liabilities approximate their carrying amounts.

#### c. Credit risk

The maximum exposure to credit risk at balance date in respect of each class of financial assets is the carrying value of those assets.

### 11. Related Party Transactions

Transactions between related parties are on normal commercial terms and conditions that are no more favorable than those available to other parties unless otherwise stated.

### 12. Commitments Arising from the Development of Moorabbin Reserve

The South Metro Junior Football League Inc (SMJFL) is one of the parties to arrangements for the development of state-of-the-art sports training, administration and match facilities at the Moorabbin Reserve at Linton Street, Moorabbin.

Under these arrangements SMJFL has agreed to contribute \$150,000 (plus GST) to the cost of the development and will in turn receive rights for the use of an area of the proposed new pavilion for an administrative office as well as rights of access to various other facilities at the premises.

In preparation for the commencement of works it has been necessary for SMJFL as well as The Southern Football Netball League (SFNL) to vacate their previous administrative offices at the Moorabbin Reserve.

On 1 February 2016 SMJFL and SFNL jointly entered into a 2 year lease (with a further 6 months option) of premises in Keys Road, Moorabbin to provide temporary administrative offices during the development period at an annual rental of \$60,000. An allocation of \$100,000 from the budget for the development of the Moorabbin Reserve has been made towards the cost of relocating SMJFL and SFNL for up to 24 months and the funding of the monthly rental of the Keys Road Premises (net of SMJFL and SFNLs contribution) is being met from this.

Additional funds from the development budget were also allocated and applied to cover moving and like costs.

## Statement by Members of the Committee

for the year ended 31 October 2016

*Annual statements give a true and fair view of financial performance and position of incorporated association.*

We, Peter Ryan and Lewis Bearman being Members of the Committee of the South Metro Junior Football League Inc., certify that:

The statements attached to this certificate give a true and fair view of the financial performance and position of the South Metro Junior Football League Inc. during and at the end of the financial year of the association ending on 31 October 2016.



Peter Ryan, Director  
23 November 2016



Lewis Bearman, Director  
23 November 2016

## Independent Auditor's Report

for the year ended 31 October 2016

To the Members of South Metro Junior Football League Inc.

We have audited the accompanying financial report of South Metro Junior Football League Inc. The financial report comprises the Statement of Financial Position as at 31 October 2016, and the Statement of Comprehensive Income, Statement of Changes in Equity and Statement of Cash Flows for the year ended on that date, a summary of significant Accounting Policies and other explanatory notes.

### Committees' Responsibility for the Financial Report

The Committee of the League is responsible for the preparation and fair presentation of the financial report in accordance with the Leagues Rules, Australian Accounting Standards (including the Australian Accounting Interpretations) and the Associations Incorporation Reform Act 2012. This responsibility includes establishing and maintaining internal controls relevant to the preparation and fair presentation of the financial report that is free from material misstatement, whether due to fraud or error, selecting and applying appropriate accounting policies and making accounting estimates that are reasonable in the circumstances.

In note 1, the Committee also state, in accordance with Accounting Standard AASB 101, Presentation of Financial Statements, that compliance with the Australian equivalents to International Financial Reporting Standards ensures that the financial report, comprising the financial statements and notes, complies with International Financial Reporting Standards

### Auditors' Responsibility

Our responsibility is to express an opinion on the financial report based on our audit work. We conducted our audit in accordance with Australian Auditing Standards. These Auditing Standards require that we comply with relevant ethical requirements relating to audit engagements and plan and perform the audit to obtain reasonable assurance whether the financial report is free from material misstatement

An Audit involves performing procedures to obtain audit evidence about the amounts and disclosures in the financial report. The procedures selected depend on the auditor's judgment, including the assessment of the risks of material misstatement of the financial report, whether due to fraud or error. In making those risk assessments, the auditor considers internal controls relevant to the entity's preparation and fair presentation of the financial report in order to design audit procedures that are appropriate in the circumstances, but not for the purpose of expressing an opinion on the effectiveness of the entity's internal control. An audit also includes evaluating the appropriateness of accounting policies used and the reasonableness of accounting estimates made by the Committee, as well as evaluating the overall presentation of the financial report

We believe the audit evidence we have obtained is sufficient and appropriate to provide a basis for our audit opinion

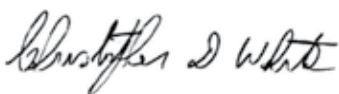
### INDEPENDENCE

In conducting our audit we complied with applicable independence requirements of Australian professional ethical pronouncements.

### AUDIT OPINION

In our opinion, the financial report of the South Metro Junior Football League Inc., is in accordance with the Associations Incorporation Reform Act 2012, including

- I. giving a true and fair view of the Association's financial position as at 31 October 2016 and of its performance for the period ended on that date, and
- II. complying with Australian Accounting Standards (including the Australian Accounting Interpretations) and the Associations Incorporation Reform Act 2012.



Christopher D White, Partner, Crane White & Associates  
23 November 2016

# PARTNERS

## Football Partners

### AFL



Melbourne FC



St Kilda FC



Dandenong  
Stingrays



Oakleigh  
Chargers



Sandringham  
Dragons



Eastern  
Ranges

### TAC Cup

## Local Councils



## Charity Partner



## Corporate Partners





Level 1, 145 Keys Road  
MOORABBIN VIC 3189  
PO Box 1018, Moorabbin VIC 3189

P 03 9553 5644  
F 03 9553 5655

[smjfl.com.au](http://smjfl.com.au)

