

Presented at
THE ANNUAL GENERAL MEETING
25 November 2015
7.30 pm
BULLEEN PARK
Bulleen Road, Bulleen



YARRA JUNIOR FOOTBALL LEAGUE

NOTICE OF MEETING

The nineteenth Annual General Meeting of the Yarra Junior Football League will be held at Bulleen Park on Wednesday 25 November 2015 at 7.30pm.

BUSINESS

To confirm the Minutes of the eighteenth Annual General Meeting held on 3 December 2014; to receive and consider the nineteenth YJFL Annual Report and Financial Statement, Election of Office Bearers, Statement of Rules and By Law Changes, General Business.

YJFL OFFICE BEARERS - SEASON 2015

President	Mr P Haddad
Vice President, Board Member – Umpires	Mr P Graham
Board Member – Conduct	Ms L Langley
Board Member - Football	Mr D Miller
Board Member - Club Relations	Mr A Vickery
Board Member - Sponsorship	Mr P Norris
Board Member - Finance	Mr I Gray
Board Member – Female Football	Mr J Hooper
Finance Manager	Ms M Pantano

CLUB - DIRECTORS

Ashburton United JFC	Mr B Fox
Balwyn JFC	Mr A Wells
Banyule JFC	Mr B Hunt
Beverley Hills JFC	Mr A Phillips
Blackburn JFC	Mr C Smith
Boroondara Hawks JFC	Mr N Bowman
Brunswick JFC	Mr L Wilson
Bulleen Templestowe Districts JFC	Mr D Sticca
Bundoora JFC	Mr P Bullen
Camberwell JFC	Mr J Jackson
Canterbury JFC	Mr J Rutledge
Chirnside Park JFC	Mr M Parry
Doncaster JFC	Mr A Barrasi
East Malvern JFC	Ms J Wearne
Fitzroy JFC	Mr D Williams
Glen Iris JFC	Mr R Bryan
Greythorn JFC	Mr R Martin
Hawthorn Citizens JFC	Mr P Bennett
Heidelberg JFC	Mr C Hayes
Ivanhoe JFC	Mr T Mulcahy
Kew JFC	Mr G Ruthven
Kew Rovers JFC	Mr P Lane
Macleod JFC	Mr R Brown
North Brunswick JFC	Mr C Jabbour
Parade St Damians	Mr J Marrone
Park Orchards North Ringwood Parish JFC	Mr M Powell
Parkside JFC	Mr T Carrigg
Preston Bullants JFC	Mr P Kerin
Richmond JFC	Mr A O'Halloran
Seville FC	Mr H Van Veen
St Mary's Greensborough JFC	Mr D Harris
Surrey Park JFC	Mr R Sutherland
Templestowe	Mr D Moulder
Warrandyte JFC	Mr G Swedosh
Whitehorse Colts JFC	Mr A Bertacco

YARRA JUNIOR FOOTBALL LEAGUE

LEAGUE PATRON

Mr David Parkin

INDEPENDENT TRIBUNAL CHAIRMAN

Mr M. Matheou

CONDUCT INVESTIGATION TRIBUNAL CHAIRMAN

Mr W. Tyrrell

JUDICIAL PANEL

R. Caplikas, T. Cleary, L. Cronin, N. Cust, D. Holmes, G. Laurie, M. Moran, J. Urwin

REPRESENTATIVE TEAM COACHES

Anthony Phillips, Michael Wigg, Joe Mezgec, Mike Casabene, Jeff Hooper,
Maddy Haydar, Ben Friggi, Matt Russell.

UMPIRES MANAGER

Mr David Hannan

LIFE MEMBERS

Mr S. Arnold	Mr L. Bale	Mr A. Beames	Mr L. Berner
Mr C. Blain	Mr J. Broadford	Mr D. Boyd	Mr K. Bursill
Mr D. Charter	Mr T. Cleary	Mr A. Connolly	Mr N. Cust
Mr R. Digney (dec)	Mr D. Doherty	Mr D. Dozzi	Mr J. Edwards
Mr L. Fehr	Mr B. Frayne	Mrs S. Frayne	Mr S. Gitsos (dec)
Mr A. Grace	Mr T. Gray	Mr I. Gray	Mr P. Haddad
Mr P. Hansen	Mr J. Hunter	Mr R. Ibbott	Mr C. Jackson
Mr J. Jenkins (dec)	Mr R. Johnston	Mrs W. Johnston	Mr W Johnston (dec)
Mr R. Langdon	Mr R. Leahy	Mr P. Mannes	Mr I. Marsden
Mr G. Mathews	Mr R. Metcalf	Mr A. Mills	Mr D. Mongan
Mr R. Morrison	Mr L. Newham (dec)	Mr L. Quarrel	Mr D. Ramsay
Mr R. Rennison	Mr L. Robertson	Mr G. Rowland	Mr J. Rudland
Mrs M. Seaburgh (dec)	Mr P. Smyth	Mr S. Stevens	Mr J. Tasker
Mr J. Tyrrell	Mr W. Tyrrell	Mr W. Urwin	Mr W. Wallace
Mr J. Webb	Mr D. White	Mr K. Wright (dec)	Mr D. Wyatt

LEAGUE STAFF

General Manager – Peter Nicholls

Football Operations Manager – Shaun Dowling

P O Box 434 Bulleen Plaza 3105.

Phone: (03) 9850 6615 Fax: (03) 9850 7141

Email: admin@yarrajfl.org.au

Website Address: www.yarrajfl.org.au



PRESIDENT'S REPORT — SEASON 2015

2015 saw the Yarra Junior Football League field a record 414 teams, an increase of seventeen (or 4.1%) on the previous season. This was due in part to the introduction of an Under 8 competition and the continued growth of the Girls section of the League. We are now at the stage where 10% of all participants are female, a tribute to many of our clubs who have started from nothing and put in the hard work to establish female teams. While the number of boys slightly dropped in 2015, the continuing growth of the girl's numbers is significant.

The League introduced modified rules for the Under 10, Under 9 and the new Under 8 competitions in 2015. There were some misgivings and concerns at the start of the season with clubs and coaches grappling with the new concepts of smaller grounds, zones, armbands and modified tackling but within a few weeks the new rules had been mastered and a lot of positive feedback was received throughout the year. Most comments were in favour of the zones which allowed for all players to get a touch of the footy rather than the players following the ball around in a pack. The League is very grateful to all the clubs who embraced the modified rules and made them work. In particular, the coaches and assistant coaches and the club umpires were instrumental in making sure that it worked.

Our finals were again well conducted and attended and our thanks goes to the twenty or so clubs who hosted finals over the three weeks of the final series. While there are advantages in hosting finals such as the canteen takings, there is also a lot of hard work that goes into putting on a well-run and harmonious day of finals, and the League is very appreciative of the efforts of these clubs. We also thank our friends at the Manningham Cobras Football Club who again assisted us by providing their ground at Koonung Reserve, Bulleen for three weeks of Colts finals. Also thanks goes to those clubs who assisted us with providing venues for Championship team training during the year, namely Manningham Cobras, Bulleen Templestowe and Templestowe. Without the use of those venues it would not be possible for the Championship squads to prepare for the AFL Victoria Metropolitan Junior Championships. With Under 10's no longer playing for points, under the modified rules, our finals this year saw thirty-seven hotly contested finals series. It was pleasing that all clubs had at least one team in finals.

Congratulations to all teams that played in finals

and to those who reached the grand finals on 29 and 30 August with, of course, particular mention to those teams that went on and won their grand finals.

I would like to thank all clubs and their office bearers for the support and loyalty they show for the League. This season I have visited many clubs on match days and have always been welcomed and have had many constructive conversations with Club Presidents, Secretaries and committee members.

LEAGUE PATRON

We are again indebted to our long standing patron, Mr David Parkin OAM. David continues to give of his time and experience in supporting the League in all our endeavours and attends as many League functions as he can during the year. He can always be counted on to share a few words of wisdom about his passion for junior football.

THE BOARD

The Board of the Yarra Junior Football League continues to provide support to me as President of the League, and to provide leadership to the clubs. Having been involved with the League since its inception in 1997, I am grateful that there are still quality people prepared to give their time and expertise on a voluntary basis to ensuring our League operates effectively and the very best environment is created for over nine thousand players to participate. The Board members in 2015 have continued on the tradition of the Yarra Junior Football League in not only sitting on the Board but working hard to ensure that all aspects of the League operations and policies are delivered appropriately.

I would like to take this opportunity to thank all the board members for their contribution and hard work again during season 2015. Peter Graham, Vice President with responsibility for the Umpiring group, David Miller and Jeff Hooper with responsibility for our Football activities, Lesley Langley with responsibility for Conduct, Alan Vickery with responsibility for Club Communications, Peter Norris with responsibility for Business partnerships and Ian Gray for ensuring the YJFL ground at Bulleen is managed to perfection on game days.

Each and every board member has committed time and energy beyond the call of duty and for that I am very grateful.

PRESIDENT'S REPORT — SEASON 2015

UMPIRES

With three hundred and fifty-six registered umpires in 2015, the Umpires group continues to prosper under the leadership of Umpires Manager David Hannan. The two Umpires training venues at Bulleen Park and Burwood Reserve, together with the Umpires Academies at Camberwell Grammar and Ivanhoe Grammar, provide an opportunity for all umpires to train and learn the craft of umpiring. It is a huge task to ensure that umpires are allocated to about 160 matches per week that require one or two umpires, plus boundary umpires and some goal umpires in the higher age groups. David and his staff manage this very well and the level of expertise of our umpires is second to none in junior Leagues. Thanks to all of the umpires for their contribution during 2015.

CHAMPIONSHIPS

We embarked again on our well planned and highly organised Championship program in 2015. It is a tribute to the dedication of our coaches and officials, our clubs and parents and our players that our teams made the final of each of the divisions in the Championships, the first time a League has achieved this. While our Under 15 Division 1 and Under 14 Division 2 teams put up valiant efforts in their finals they did not come away with the Championship cups. However, the Under 14 Division 1, Under 15 Division 2 and Under 16 Girls 1 teams each brought another cup back to Bulleen Park.

All of our coaches - Anthony Phillips, Joe Mezgec, Michael Wigg, Mike Casabene, Jeff Hooper and Maddy Haydar- are to be congratulated on the way in which they prepared their teams and for the time and effort they put in to ensuring the players had the best experience possible.

INTERLEAGUE

For the third year our two Under 13 representative teams competed in the Inter League Carnival with South East Junior Football league and South Metro Junior Football League. Again coaches Ben Friggi and Matt Russell did an excellent job in ensuring the teams were well coached and presented and had the opportunity to enjoy their first taste of representative football.

COLTS TEAM OF THE YEAR MATCH

For many years the Colts Team of the Year has not had the opportunity to represent the League in an end of season match, so this year a fixture was arranged with South Metro Junior Football League and the two teams met on a Wednesday evening at Bulleen Park under lights. All who witnessed it will agree that the standard of football displayed by both teams was extremely high. Thanks goes to coach Monty Stewart of Fitzroy JFC and all the players for the commitment they showed to training and representing the League in the match. We expect that this match will become a regular feature of the junior football calendar in Melbourne.

PRESENTATION NIGHT

The Annual Presentation Night was again held at The Centre Ivanhoe with both sessions well attended. Many thanks to our guest presenters Ricky Petterd and Nathan Gordan of Richmond Football Club for helping out, and the captains of the representative teams who did a great job reading out the award winners. Congratulations to all those who were invited on stage as high vote getters in the Best and Fairest awards, and of course to the winners and place getters.

COLTS GRAND FINAL BREAKFAST

Over two hundred and twenty people attended the traditional Colts Grand Final Breakfast on the morning of the Grand Finals at the Manningham Hotel. MC Tony Wilson did a great job of entertaining the crowd which included representatives of local councils, the TAC clubs and AFL Victoria and of interviewing the Grand Final coaches and umpires.

CONDUCT

There were about three and a half thousand matches played in the Yarra Junior Football League during the 2015 each season and, fortunately, only a small percentage of these involved conduct issues which required the League to take some sort of action. Included in this were 20 reports of players and five investigations. Thanks are extended to our experienced Tribunal Chairmen, Mathew Matheou (Independent Tribunal) and Wally Tyrrell (Conduct Investigation Tribunal) and the other Judicial Panel members who give up their time to assist the League with resolving these conduct issues.

PRESIDENT'S REPORT — SEASON 2015

However, moving forward it is imperative that we continue to strive for the highest standards of conduct in the League. The League and the clubs must ensure that coaches and other match officials behave according to the Codes of Conduct, spectators must behave not as they might at an AFL match but as responsible parents and adults, and the players must be aware that any misconduct will not be tolerated.

FEMALE FOOTBALL

The Girls competitions continued to grow with eleven Under 12 teams, fourteen Under 15 teams and fourteen Under 18 teams fielded in 2015. Clubs who had not entered Girls teams before were Ashburton and Brunswick and it is exciting to know that at least six other clubs are keen to make their first venture into female football in 2016. The YJFL also hosted three more clubs from other Leagues in the Youth Girls (Sunday) competition - East Brighton Vampires, St Peters and Highett, all from the South Metro Junior Football League.

The League again entered two teams in the Girls Under 16 competition of the AFL Victoria Metropolitan Junior Championships with Team No. 1 winning the Championship for the third successive year and Team No. 2, a development team, acquitting itself well.

TRIP TO ADELAIDE

Not since 2007 had a Yarra team travelled to play a match against a team from interstate. Up to that year trips had been made regularly to Queensland and before that to Nauru, but these had lapsed due to difficulty in arranging an opponent and the problem of school holidays differing between states. However, this season a trip to Adelaide was arranged with a view to playing an Under 16 match against the North East Metro Junior Football Association in Adelaide in the July school holidays.

The trip was an outstanding success, despite getting off to a sad beginning when news of the tragic death of Adelaide coach Phil Walsh came through just after our team of Under 16's had left Melbourne on a coach bound for Adelaide. The boys managed to cope with this news and, in fact, conducted themselves wonderfully well during the entire trip, proving to be worthy ambassadors of the YJFL. The match in Adelaide was a huge success and we look forward to a return bout in 2016.

LEAGUE MANAGEMENT

We are extremely fortunate to have the services of both Peter Nicholls (League General Manager) and Shaun Dowling (League Football Operations Manager). They both put in many hours to support the Board to enable the YJFL to provide the best possible junior football competition in Australia.

They both have to be multi-talented in dealing with the thousands of emails and phone calls (complimentary or otherwise) they receive prior to and during the football season.

Thank you for your efforts and your support for me personally as League President, and for the support provided to the other Board members.

LIFE MEMBERS

It is with pleasure that we will induct three worthy people as Life Members of the Yarra Junior Football League at the Annual General Meeting this year.

MATHEW MATHEOU was President of Warrandyte JFC from 2000-2004, was made a Life Member at Warrandyte in 2005, was a YJFL representative coach for Under 12's and has been a YJFL Tribunal Member from 2006 to the present, including Independent Tribunal Chairman since 2007.

MICHAEL MORAN was President of Banyule for three years and was made a Life Member of Banyule. He was a YJFL Board member from 2007 to 2013 as Board Member responsible for Conduct, and has been a YJFL Tribunal member from 2014 – 2015.

JAN GNATT has been with the Glen Iris Junior Football Club for 29 years. He is the only official Legend of the Glen Iris JFC and is a Life Member of the club. He has served as Football Manager for most of his time at the club, and has been a tireless worker.

PRESIDENT'S REPORT — SEASON 2015

THANKS

As always, the many hundreds of volunteers and parents in all of our clubs have done an outstanding job in doing the necessary work every week throughout the football season to ensure our teams can play in a safe and enjoyable environment. Many thanks to all those who have acted as officials and helpers or just supported their sons and daughters in their football activities.

I would also like to thank the all the players of the League for their participation and endeavour to play our great game to the best of their abilities. To those who have finished their final year in Colts or Girls Under 18's, I hope you continue on with your football into senior ranks, and wish you all the best for the future.

Finally, on behalf of the Board and staff of the Yarra Junior Football League I would like extend best wishes to everyone in the YJFL community for the holiday season, and we look forward to another successful season in 2016.



Peter Haddad
President

PHOTO CONTRIBUTION FROM CLUBS



LIST OF ATTACHMENTS

ATTACHMENT	SUBJECT	PAGE
A	YJFL Clubs/Teams	10
B	Player Registrations	11
C	Ladders After Final Round	12-15
D	Premier Teams	16
E	Grand Finals – Scores	17
F	Best & Fairest Winners	18-21
G	Interleague – Coaches/Scores	22
H	AFL Victoria Metropolitan Junior Championships – Detailed Results Championships – Team Photos: Under 14 Div. 1 Team Under 14 Div. 2 Team Under 15 Div. 1 Team Under 15 Div. 2 Team Youth Girls Under 16 Team 1 Youth Girls Under 16 Team 2	24-29
I	Game Milestones - 150 Games	30
J	Colts Team of the Year	31
K	Premiers and Best and Fairest Winners	32-36
L	Financial Statements	39-50

CLUBS	Under 8	Under 9	Under 10	Under 11	Under 12	Under 13	Under 14	Under 15	Colts	Youth Girls	U/15 Girls	U/12 Girls	Total 2015	Total 2014
Ashburton	4	4	3	3	4	3	2	2	2	0	1	0	28	29
Balwyn	1	1	2	1	1	1	1	0	0	0	0	0	8	10
Banyule	2	2	2	1	1	2	1	2	1	0	1	1	16	15
Beverley Hills	1	3	1	1	2	2	0	1	1	0	0	0	12	12
Blackburn	0	0	0	0	0	0	0	0	0	1	1	1	3	2
Boroondara Hawks	0	0	0	0	0	0	0	2	1	0	0	0	3	2
Brunswick	0	2	1	1	1	1	1	1	0	0	1	0	9	7
Bulleen/Temp.	2	1	1	1	2	1	1	1	1	1	1	1	14	13
Bundoora	1	1	1	1	1	0	1	0	0	0	0	0	6	8
Camberwell	0	5	3	2	3	2	2	1	2	0	1	0	21	20
Canterbury	2	2	2	2	2	2	2	0	0	0	0	0	14	12
Chirnside Park	0	0	0	0	0	0	0	0	0	1	0	0	1	1
Doncaster	0	1	1	1	1	1	0	2	0	0	0	0	7	7
East Brighton Vampires	0	0	0	0	0	0	0	0	0	1	0	0	1	0
East Malvern	0	0	0	0	0	0	0	0	0	1	0	0	1	1
Fitzroy	0	3	3	2	2	2	2	2	3	1	1	1	22	22
Glen Iris	3	4	2	3	3	2	2	1	1	0	1	1	23	21
Greythorn	1	2	1	2	1	1	0	0	1	0	0	0	9	8
Hawthorn Cits.	2	4	3	3	3	2	2	0	0	0	0	0	19	18
Healesville	0	0	0	0	0	0	0	0	0	0	0	0	0	1
Heidelberg	1	1	2	2	2	1	1	0	0	0	0	0	10	12
Highett	0	0	0	0	0	0	0	0	0	1	0	0	1	0
Ivanhoe	0	2	2	2	1	1	2	2	2	1	1	1	17	17
Kew	3	3	3	2	2	2	2	1	0	0	1	1	20	18
Kew Rovers	1	2	2	1	0	2	0	1	0	1	1	1	12	12
Macleod	1	1	1	0	0	1	1	1	2	0	0	0	8	8
North Brunswick	0	1	0	1	0	1	0	1	0	0	0	0	4	4
Parade St Damians	0	1	1	0	0	1	0	1	1	1	0	0	6	6
Park Orchards	2	2	2	2	3	2	2	1	2	0	0	0	18	17
Parkside	2	2	1	1	1	1	1	1	2	0	0	0	12	10
Preston Bullants	0	1	1	1	1	1	1	1	2	0	0	0	9	8
Richmond	2	1	1	1	1	1	0	1	0	0	0	0	8	7
Seville	0	0	0	0	0	0	0	0	0	1	0	0	1	1
St Marys	0	4	2	2	3	2	2	3	2	1	2	1	24	25
St Peters	0	0	0	0	0	0	0	0	0	1	0	0	1	0
Surrey Park	2	2	2	2	2	2	1	2	1	0	0	0	16	14
Templestowe	1	1	2	1	1	0	1	0	1	0	0	0	8	6
Warrandyte	1	1	1	1	1	1	1	1	1	0	0	0	9	10
Whitehorse Colts	0	1	1	2	1	2	1	1	1	1	1	1	13	13
Total	35	61	50	45	46	43	33	33	30	14	14	10	414	397

PLAYER REGISTRATIONS - 2015

ATTACHMENT B

CLUB	PLAYERS				TEAMS		
	2015	(Incl. Girls)	2014	2013	2015	2014	2013
Ashburton	621	27	663	620	28	29	27
Balwyn	175	2	217	190	8	10	8
Banyule	334	47	336	300	16	15	13
Beverley Hills	267	1	289	294	12	12	13
Blackburn	55	55	44	0	3	2	0
Boroondara Hawks	93	0	64	33	3	2	1
Brunswick	202	18	159	120	9	7	5
Bulleen Temp.	294	62	288	267	14	13	12
Bundoora	127	3	177	193	6	8	8
Camberwell	485	25	484	456	21	20	19
Canterbury	266	3	265	264	14	12	12
Chirnside Park	28	28	26	26	1	1	1
Doncaster	174	3	175	190	7	7	7
East Brighton Vampires	22	22	0	0	1	0	0
East Malvern	20	25	20	22	1	1	1
Fitzroy	534	64	552	462	22	22	19
Glen Iris	511	58	531	471	23	21	20
Greythorn	178	3	173	252	9	8	10
Hawthorn Cits.	400	1	414	416	19	18	18
Healesville	0	0	17	23	0	1	1
Heidelberg	224	1	263	209	10	12	9
Highett	24	24	0	0	1	0	0
Ivanhoe	391	59	381	350	17	17	14
Kew Comets	408	52	409	411	20	18	19
Kew Rovers	234	61	270	271	12	12	12
Macleod	178	6	180	217	8	8	9
North Brunswick	89	3	93	65	4	4	3
Parade St Damians	146	3	148	134	6	6	6
Park Orchards	361	32	395	383	18	17	18
Parkside	254	2	246	228	12	10	9
Preston Bullants	231	3	218	197	9	8	7
Richmond	176	6	185	180	8	7	7
Seville	22	23	25	19	1	1	1
St Marys	518	80	537	506	24	25	22
St Peters	32	32	0	0	1	0	0
Surrey Park	343	7	315	298	16	14	13
Templestowe	169	0	139	176	8	6	7
Warrandyte	193	1	216	213	9	10	9
Whitehorse Colts	318	77	317	290	13	13	12
TOTALS:	9086	919	9231	8861	414	397	373



Under 11 Gold

Pos	Team	P	W	L	D	B	FF	F	A	%	Pts
1	Heidelberg Y	16	15	1	0	0	0	871	302	288.41	60
2	Surrey Park B	16	14	2	0	0	0	627	355	176.62	56
3	Camberwell 1	16	11	5	0	0	0	565	321	176.01	44
4	Hawthorn Citizens J	16	8	8	0	0	0	502	382	131.41	32
5	Kew Comets 1	16	8	8	0	0	0	457	515	88.74	32
6	Glen Iris N	16	7	9	0	0	0	332	470	70.64	28
7	St Marys B	16	5	11	0	0	0	287	507	56.61	20
8	Templestowe	16	2	14	0	0	0	232	747	31.06	8

Under 11 Brown

Pos	Team	P	W	L	D	B	FF	F	A	%	Pts
1	Park Orchards R	14	9	5	0	2	0	587	346	169.65	36
2	Whitehorse Colts M	14	8	6	0	2	0	591	365	161.92	32
3	Parkside	14	7	7	0	2	0	454	399	113.78	28
4	Canterbury B	14	7	7	0	2	0	496	532	93.23	28
5	Hawthorn Citizens N	14	6	8	0	2	0	441	544	81.07	24
6	Fitzroy 1	15	6	9	0	1	0	411	563	73.00	24
7	Ashburton R	15	3	12	0	1	0	352	762	46.19	12

Under 11 Green

Pos	Team	P	W	L	D	B	FF	F	A	%	Pts
1	Balwyn	16	13	3	0	0	0	481	229	210.04	52
2	Bulleen Templestowe	16	12	4	0	0	0	480	266	180.45	48
3	Ashburton G	16	11	5	0	0	0	548	306	179.08	44
4	Fitzroy 2	16	9	7	0	0	0	366	370	98.92	36
5	Camberwell 2	16	8	7	1	0	0	538	543	99.08	34
6	Beverley Hills	16	6	10	0	0	0	465	414	112.32	24
7	Canterbury R	16	6	10	0	0	0	297	563	52.75	24
8	Kew Rovers	16	2	13	1	0	0	349	626	55.75	10

Under 11 Blue

Pos	Team	P	W	L	D	B	FF	F	A	%	Pts
1	Ashburton B	15	14	1	0	1	0	811	279	290.68	56
2	Doncaster	15	13	2	0	1	0	566	244	231.97	52
3	Preston Bullants	16	9	5	2	0	0	580	372	155.91	40
4	Richmond	16	9	6	1	0	0	550	542	101.48	38
5	Ivanhoe W	16	8	8	0	0	0	587	627	93.62	32
6	Whitehorse Colts W	16	6	10	0	0	0	495	723	68.46	24
7	Park Orchards B	16	2	13	1	0	0	363	651	55.76	10
8	Kew Comets 2	16	1	15	0	0	0	248	724	34.25	4

Under 11 Black

Pos	Team	P	W	L	D	B	FF	F	A	%	Pts
1	Surrey Park W	16	11	4	1	0	0	669	473	141.44	46
2	Warrandyte	15	10	5	0	1	0	719	454	158.37	40
3	Ivanhoe B	15	9	6	0	1	0	559	513	108.97	36
4	Brunswick	16	8	8	0	0	0	516	457	112.91	32
5	Greythorn R	16	7	9	0	0	0	519	473	109.73	28
6	Bundoora	16	5	11	0	0	0	432	662	65.26	20
7	North Brunswick	16	5	11	0	0	0	409	726	56.34	20
8	Glen Iris G	16	4	12	0	0	0	385	580	66.38	16

Under 11 Red

Pos	Team	P	W	L	D	B	FF	F	A	%	Pts
1	Banyule	16	13	2	1	0	0	752	200	376.00	54
2	Hawthorn Citizens RAS	16	10	6	0	0	0	582	504	115.48	40
3	Glen Iris H	16	8	8	0	0	0	455	444	102.48	32
4	Greythorn B	16	7	9	0	0	0	487	433	112.47	28
5	St Marys W	16	5	11	0	0	1	337	551	61.16	20
6	Heidelberg B	16	1	15	0	0	0	164	825	19.88	4

Under 12 Gold

Pos	Team	P	W	L	D	B	FF	F	A	%	Pts
1	Fitzroy 1	16	12	4	0	0	0	711	386	184.20	48
2	Bulleen Templestowe B	16	11	5	0	0	0	668	442	151.13	44
3	St Marys B	16	10	6	0	0	0	562	571	98.42	40
4	Hawthorn Citizens C	16	9	7	0	0	0	590	441	133.79	36
5	Hawthorn Citizens W	16	8	8	0	0	0	612	693	88.31	32
6	Glen Iris V	16	6	9	1	0	0	559	537	104.10	26
7	Glen Iris G	16	5	10	1	0	0	541	730	74.11	22
8	Templestowe	16	1	13	2	0	0	416	859	48.43	8

Under 12 Brown

Pos	Team	P	W	L	D	B	FF	F	A	%	Pts
1	Ashburton R	14	9	4	1	2	0	642	340	188.82	38
2	Surrey Park B	14	8	4	2	2	0	502	327	153.52	36
3	Banyule	14	9	5	0	2	0	532	419	126.97	36
4	Beverley Hills R	15	9	6	0	1	0	542	377	143.77	36
5	Kew Comets 1	15	8	7	0	1	0	497	492	101.02	32
6	Canterbury B	14	5	8	1	2	0	504	630	80.00	22
7	Park Orchards R	14	2	12	0	2	0	271	792	34.22	8

Under 12 Green

Pos	Team	P	W	L	D	B	FF	F	A	%	Pts
1	Ivanhoe	16	13	3	0	0	0	625	313	199.68	52
2	Camberwell 1	16	10	6	0	0	0	509	404	125.99	40
3	Ashburton G	16	10	6	0	0	0	523	476	109.87	40
4	Heidelberg Y	16	8	8	0	0	0	481	493	97.57	32
5	Greythorn	16	7	9	0	0	0	524	491	106.72	28
6	Richmond	16	6	10	0	0	0	436	653	66.77	24

Under 12 Blue

Pos	Team	P	W	L	D	B	FF	F	A	%	Pts
1	Fitzroy 2	15	11	4	0	1	0	491	392	125.26	44
2	Preston Bullants	15	9	6	0	1	0	544	397	137.03	36
3	Brunswick	14	7	7	0	2	0	435	474	91.77	28
4	Doncaster	14	6	8	0	2	0	408	449	90.87	24
5	Camberwell 3	14	6	8	0	2	0	424	501	84.63	24
6	Warrandyte	14	5	9	0	2	0	329	460	71.52	20
7	Balwyn	14	4	10	0	2	0	426	462	92.21	16

Under 12 Black

Pos	Team	P	W	L	D	B	FF	F	A	%	Pts
1	Whitehorse Colts	16	14	2	0	0	0	754	384	196.35	56
2	Surrey Park W	16	13	3	0	0	0	598	313	191.05	52
3	Ashburton B	16	11	5	0	0	0	664	400	166.00	44
4	Park Orchards B	16	11	5	0	0	0	698	442	157.92	44
5	Glen Iris H	16	8	8	0	0	1	506	428	118.22	32
6	Camberwell 2	16	7	9	0	0	0	545	647	84.23	28
7	Ashburton W	16	7	9	0	0	0	404	491	82.28	28
8	Parkside	16	5	11	0	0	0	456	557	81.87	20
9	Bundoora	16	4	12	0	0	0	299	622	48.07	16
10	St Marys K	16	2	14	0	0	0	257	801	32.08	8

Under 12 Red

Pos	Team	P	W	L	D	B	FF	F	A	%	Pts
1	St Marys W	16	14	2	0	0	0	1082	277	390.61	56
2	Heidelberg B	16	11	4	1	0	0	604	405	149.14	46
3	Beverley Hills N	16	10	6	0	0	0	650	314	207.01	40
4	Bulleen Templestowe G	16	8	8	0	0	0	650	503	129.22	32
5	Canterbury R	16	5	10	1	0	1	487	705	69.08	22
6	Park Orchards W	16	4	12	0	0	0	225	623	36.12	16
7	Hawthorn Citizens Ch	16	3	13	0	0	0	454	786	57.76	12
8	Kew Comets 2	16	0	16	0	0	0	184	1065	17.28	0

Under 12 Girls

Pos	Team	P	W	L	D	B	FF	F	A	%	Pts
1	Kew Comets	15	15	0	0	0	2	584	60	973.33	60
2	St Marys	16	13	3	0	0	2	485	73	664.38	52
3	Glen Iris	16	13	3	0	0	2	457	164	278.66	52
4	Fitzroy	16	10	6	0	0	1	433	331	130.82	40
5	Blackburn	16	8	8	0	0	1	312	260	120.00	32
6	Banyule B	16	7	9	0	0	2	289	270	107.04	28
7	Ivanhoe	16	7	9	0	0	3	223	321	69.47	28
8	Bulleen Templestowe	16	5	11	0	0	1	265	576	46.01	20
9	Whitehorse Colts	16	2	14	0	0	2	137	620	22.10	8
10	Kew Rovers	15	1	14	0	0	14	30	0	1000000.00	4

Under 13 Gold

Pos	Team	P	W	L	D	B	FF	F	A	%	Pts
1	Beverley Hills R	16	16	0	0	0	0	1333	282	472.70	64
2	Kew Comets 1	16	11	5	0	0	0	688	596	115.44	44
3	Kew Rovers B	16	8	8	0	0	0	654	599	109.18	32
4	Ashburton R	16	8	8	0	0	0	583	670	87.01	32
5	Whitehorse Colts W	16	8	8	0	0	0	559	824	67.84	32
6	Fitzroy 1	16	4	12	0	0	0	456	932	48.93	16

Under 13 Brown

Pos	Team	P	W	L	D	B	FF	F	A	%	Pts
1	St Marys T	16	14	2	0	0	0	779	296	263.18	56
2	Surrey Park B	16	9	7	0	0	0	554	509	108.84	36
3	Park Orchards R	16	8	8	0	0	0	499	545	91.56	32
4	Canterbury B	16	6	10	0	0	0	441	552	79.89	24
5	Glen Iris G	16	5	11	0	0	0	519	656	79.12	20
6	Hawthorn Citizens K	16	5	11	0	0	0	407	651	62.52	20

Under 13 Green

Pos	Team	P	W	L	D	B	FF	F	A	%	Pts
1	Whitehorse Colts M	16	13	3	0	0	0	756	344	219.77	52
2	Camberwell 1	16	10	5	1	0	0	734	373	196.78	42
3	Preston Bullants	16	9	6	1	0	0	687	520	132.12	38
4	Balwyn	16	7	8	1	0	0	464	572	81.12	30
5	Kew Comets 2	16	6	9	1	0	0	441	773	57.05	26
6	Banyule B	16	6	10	0	0	0	555	652	85.12	24
7	Ivanhoe W	16	6	10	0	0	0	480	687	69.87	24
8	Warrandyte	16	6	10	0	0	0	545	812	67.12	24

Under 13 Blue

Pos	Team	P	W	L	D	B	FF	F	A	%	Pts
1	Heidelberg	14	11	3	0	2	0	542	305	177.70	44
2	Bulleen Templestowe	14	10	4	0	2	0	844	379	222.69	40
3	Greythorn	14	9	5	0	2	0	663	405	163.70	36
4	Beverley Hills N	15	9	6	0	1	0	551	570	96.67	36
5	Parkside	15	7	8	0	1	0	400	389	102.83	28
6	Ashburton G	15	6	8	1	1	0	563	623	90.37	26
7	St Marys B	15	6	9	0	1	0	363	562	64.59	24
8	Richmond	15	5	10	0	1	0	430	644	66.77	20
9	Doncaster	15	4	10	1	1	0	409	710	57.61	18

Under 13 Black

Pos	Team	P	W	L	D	B	FF	F	A	%	Pts
1	Parade St Damians	16	16	0	0	0	0	890	176	505.68	64
2	North Brunswick	16	11	4	1	0	0	767	515	148.93	46
3	Brunswick	15	9	6	0	1	0	625	461	135.57	36
4	Glen Iris N	16	8	8	0	0	0	652	509	128.09	32
5	Canterbury R	16	7	8	1	0	0	597	535	111.59	30
6	Surrey Park W	15	6	9	0	1	0	407	778	52.31	24
7	Park Orchards B	16	2	14	0	0	0	332	930	35.70	8
8	Camberwell 2	16	1	15	0	0	0	352	814	43.24	4

Under 13 Red

Pos	Team	P	W	L	D	B	FF	F	A	%	Pts
1	Hawthorn Citizens G	16	14	2	0	0	1	859	278	308.99	56
2	Fitzroy 2	16	10	6	0	0	0	916	466	196.57	40
3	Ashburton B	16	8	8	0	0	0	709	510	139.02	32
4	Macleod	15	3	12	0	1	0	295	799	36.92	12
5	Banyule M	16	3	13	0	0	0	386	974	39.63	12
6	Kew Rovers W	16	3	13	0	0	0	287	816	35.17	12

Under 14 Gold

Pos	Team	P	W	L	D	B	FF	F	A	%	Pts
1	Hawthorn Citizens A	16	13	2	1	0	0	956	580	164.83	54
2	St Marys B	16	11	5	0	0	0	1057	644	164.13	44
3	Kew Comets 1	16	10	6	0	0	0	930	578	160.90	40
4	Surrey Park	16	10	6	0	0	0	910	717	126.92	40
5	Canterbury B	16	9	7	0	0	0	764	767	99.61	36
6	Ivanhoe W	16	8	8	0	0	0	800	826	96.85	32
7	Ashburton R	16	3	12	1	0	0	665	916	72.60	14
8	Fitzroy 1	16	2	14	0	0	0	491	1365	35.97	8

LADDERS AFTER FINAL ROUND

ATTACHMENT C

Under 14 Brown

Pos	Team	P	W	L	D	B	FF	F	A	%	Pts
1	Banyule	16	14	2	0	0	0	1126	476	236.55	56
2	Camberwell 1	16	12	4	0	0	0	1084	511	212.13	48
3	Park Orchards R	16	9	7	0	0	0	787	664	118.52	36
4	Macleod	16	5	11	0	0	0	705	1042	67.66	20
5	Warrandyte	16	4	12	0	0	0	555	1046	53.06	16
6	Glen Iris G	16	4	12	0	0	0	575	1111	51.76	16

Under 14 Green

Pos	Team	P	W	L	D	B	FF	F	A	%	Pts
1	Bundoora	14	12	2	0	2	0	707	403	175.43	48
2	Heidelberg	15	10	5	0	1	0	1186	690	171.88	40
3	Whitehorse Colts	14	8	6	0	2	0	923	848	108.84	32
4	Bulleen Templestowe	14	7	7	0	2	0	851	748	113.77	28
5	Templestowe	14	6	8	0	2	1	686	812	84.48	24
6	Balwyn	14	6	8	0	2	0	644	826	77.97	24
7	Preston Bullants	14	3	11	0	2	0	478	887	53.89	12

Under 14 Blue

Pos	Team	P	W	L	D	B	FF	F	A	%	Pts
1	Kew Comets 2	16	12	4	0	0	1	1011	600	168.50	48
2	Brunswick	16	12	4	0	0	0	826	605	136.53	48
3	Ivanhoe B	16	11	5	0	0	0	888	571	155.52	44
4	Parkside	16	7	9	0	0	0	604	923	65.44	28
5	Ashburton G	16	4	12	0	0	0	897	996	90.06	16
6	Canterbury R	16	4	12	0	0	0	596	1015	58.72	16

Under 14 Black

Pos	Team	P	W	L	D	B	FF	F	A	%	Pts
1	Fitzroy 2	16	14	2	0	0	0	998	517	193.04	56
2	St Marys W	15	10	5	0	1	0	779	582	133.85	40
3	Camberwell 2	16	6	10	0	0	0	576	704	81.82	24
4	Park Orchards B	16	6	10	0	0	0	459	600	76.50	24
5	Hawthorn Citizens F	16	4	12	0	0	0	486	829	58.62	16
6	Glen Iris N	15	0	15	0	1	0	328	792	41.41	0

Under 15 (1)

Pos	Team	P	W	L	D	B	FF	F	A	%	Pts
1	Boroondara Hawks 1	14	12	2	0	2	0	928	632	146.84	48
2	Kew Comets	14	10	4	0	2	0	1003	697	143.90	40
3	Banyule B	14	9	5	0	2	0	805	709	113.54	36
4	Fitzroy 1	15	9	6	0	1	0	768	713	107.71	36
5	Camberwell	15	8	7	0	1	0	725	822	88.20	32
6	St Marys 1	14	5	9	0	2	1	770	831	92.66	20
7	Ivanhoe W	14	2	12	0	2	0	572	837	68.34	8

Under 15 (2)

Pos	Team	P	W	L	D	B	FF	F	A	%	Pts
1	Doncaster B	16	13	2	1	0	0	1145	633	180.88	54
2	Bulleen Templestowe	16	9	6	1	0	0	851	752	113.16	38
3	Glen Iris	16	7	8	1	0	0	658	752	87.50	30
4	Brunswick	16	7	9	0	0	0	781	785	99.49	28
5	Kew Rovers	16	6	9	1	0	0	734	1030	71.26	26
6	Ashburton R	16	3	13	0	0	0	727	1066	68.20	12

Under 15 (3)

Pos	Team	P	W	L	D	B	FF	F	A	%	Pts
1	Beverley Hills	16	12	4	0	0	0	1076	720	149.44	48
2	Surrey Park B	16	10	6	0	0	0	1091	620	175.97	40
3	St Marys 2	15	9	6	0	1	0	859	672	127.83	36
4	Parkside	16	9	7	0	0	0	791	655	120.76	36
5	Macleod	16	8	8	0	0	0	845	761	111.04	32
6	Boroondara Hawks 2	15	6	9	0	1	0	652	1029	63.36	24
7	Whitehorse Colts	16	6	10	0	0	0	486	875	55.54	24
8	Warrandyte	16	4	12	0	0	0	712	1097	64.90	16

Under 15 (4)

Pos	Team	P	W	L	D	B	FF	F	A	%	Pts
1	Park Orchards	16	16	0	0	0	0	1116	494	225.91	64
2	Ivanhoe B	16	8	7	1	0	0	704	873	80.64	34
3	Fitzroy 2	16	7	9	0	0	0	880	937	93.92	28
4	North Brunswick	16	7	9	0	0	0	666	794	83.88	28
5	Richmond	16	6	10	0	0	0	824	836	98.56	24
6	Preston Bullants	15	4	10	1	1	0	731	831	87.97	18

Under 15 (5)

Pos	Team	P	W	L	D	B	FF	F	A	%	Pts
1	Parade St Damians	16	9	7	0	0	0	824	769	107.15	36
2	Banyule Bundoora	16	8	8	0	0	1	671	708	94.77	32
3	Surrey Park W	16	7	9	0	0	0	590	721	81.83	28
4	St Marys 3	16	7	9	0	0	0	677	1026	65.98	28
5	Ashburton G	15	6	9	0	1	0	700	692	101.16	24
6	Doncaster W	16	4	12	0	0	0	793	840	94.40	16

Under 15 Girls (1)

Pos	Team	P	W	L	D	B	FF	F	A	%	Pts
1	Kew Comets	14	13	1	0	2	0	726	203	357.64	52
2	Kew Rovers	15	11	4	0	1	1	572	307	186.32	44
3	Glen Iris	15	11	4	0	1	1	436	320	136.25	44
4	Bulleen Templestowe	14	7	7	0	2	0	373	350	106.57	28
5	Fitzroy	14	6	8	0	2	0	368	475	77.47	24
6	Whitehorse Colts	14	5	9	0	2	0	282	442	63.80	20
7	St Marys	14	4	10	0	2	0	230	552	41.67	16

Under 15 Girls (2)

Pos	Team	P	W	L	D	B	FF	F	A	%	Pts
1	Blackburn	15	12	3	0	1	0	875	264	331.44	48
2	St Marys W	13	8	5	0	3	0	667	233	286.27	32
3	Banyule	14	7	7	0	2	1	579	369	156.91	28
4	Ashburton	14	7	7	0	2	0	551	362	152.21	28
5	Ivanhoe B	15	7	8	0	1	0	617	429	143.82	28
6	Camberwell	13	3	10	0	3	0	149	769	19.38	12
7	Brunswick	14	0	14	0	2	0	52	1239	4.20	0



LADDERS AFTER FINAL ROUND

ATTACHMENT C

Colts (1)

Pos	Team	P	W	L	D	B	FF	F	A	%	Pts
1	Fitzroy 1	16	14	2	0	0	0	1178	584	201.71	56
2	Ivanhoe W	16	12	4	0	0	0	1159	764	151.70	48
3	Bulleen Templestowe	16	10	6	0	0	0	843	790	106.71	40
4	Ashburton R	16	9	6	1	0	0	818	798	102.51	38
5	Beverley Hills	16	7	8	1	0	0	863	873	98.85	30
6	Macleod B	16	7	9	0	0	0	833	914	91.14	28
7	Boroondara Hawks	16	7	9	0	0	0	834	1012	82.41	28
8	Preston Bullants 1	16	4	12	0	0	0	672	1036	64.86	16

Colts (2)

Pos	Team	P	W	L	D	B	FF	F	A	%	Pts
1	Camberwell 1	16	13	3	0	0	0	1281	548	233.76	52
2	Park Orchards B	16	8	8	0	0	0	753	758	99.34	32
3	St Marys 1	16	8	8	0	0	0	813	884	91.97	32
4	Whitehorse Colts	16	7	9	0	0	0	886	883	100.34	28
5	Park Orchards R	16	7	9	0	0	0	836	966	86.54	28
6	Fitzroy 2	16	6	10	0	0	0	632	993	63.65	24

Colts (3)

Pos	Team	P	W	L	D	B	FF	F	A	%	Pts
1	Templestowe	16	13	2	1	0	0	1025	597	171.69	54
2	Banyule	16	12	3	1	0	0	1068	593	180.10	50
3	Surrey Park	16	9	7	0	0	0	919	679	135.35	36
4	Ashburton G	16	7	9	0	0	0	914	980	93.27	28
5	Glen Iris	16	6	10	0	0	0	606	1008	60.12	24
6	Parkside R	16	4	12	0	0	0	724	881	82.18	16

Colts (4)

Pos	Team	P	W	L	D	B	FF	F	A	%	Pts
1	Camberwell 2	16	13	3	0	0	0	1168	689	169.52	52
2	G D U Demons	16	11	5	0	0	0	995	534	186.33	44
3	Parkside W	16	10	6	0	0	0	925	704	131.39	40
4	St Marys 2	16	10	6	0	0	0	864	662	130.51	40
5	Ivanhoe B	16	10	6	0	0	0	931	746	124.80	40
6	Warrandyte	16	5	11	0	0	0	761	1196	63.63	20
7	Parade St Damians	16	4	12	0	0	0	669	1110	60.27	16
8	Macleod G	16	3	13	0	0	0	557	1055	52.80	12
9	Preston Bullants 2	16	1	15	0	0	0	514	956	53.77	4
10	Fitzroy 3	16	1	15	0	0	0	540	1212	44.55	4

Youth Girls Saturday

Pos	Team	P	W	L	D	B	FF	F	A	%	Pts
1	Bulleen Templestowe	14	12	2	0	2	1	552	280	197.14	48
2	Seville Ranges	13	10	2	1	3	1	612	231	264.94	42
3	Chirnside Park	14	10	4	0	2	1	565	256	220.70	40
4	East Malvern	14	7	7	0	2	1	492	417	117.99	28
5	St Marys	14	5	8	1	2	0	375	470	79.79	22
6	Kew Rovers	14	5	9	0	2	0	457	422	108.29	20
7	Blackburn	14	1	13	0	2	0	178	707	25.18	4

Youth Girls Sunday

Pos	Team	P	W	L	D	B	FF	F	A	%	Pts
1	East Brighton Vampires	12	12	0	0	2	0	931	159	585.53	48
2	Highett	12	7	5	0	2	0	462	276	167.39	28
3	Whitehorse Colts	13	7	5	1	3	1	564	385	146.49	30
4	St Peters	12	6	6	0	2	0	447	267	167.42	24
5	Fitzroy	14	6	7	1	2	0	415	477	87.00	26
6	Ivanhoe	14	2	12	0	2	0	207	443	46.73	8

Competition Name	Premiers
Under 11 Gold 2015	Heidelberg Y
Under 11 Brown 2015	Parkside
Under 11 Green 2015	Bulleen Templestowe
Under 11 Blue 2015	Ashburton B
Under 11 Black 2015	Surrey Park W
Under 11 Red 2015	Banyule
Under 12 Gold 2015	Fitzroy 1
Under 12 Brown 2015	Banyule
Under 12 Green 2015	Ivanhoe
Under 12 Blue 2015	Preston Bullants
Under 12 Black 2015	Whitehorse Colts
Under 12 Red 2015	St Marys W
Under 12 Girls (1) 2015	Kew Comets
Under 13 Gold 2015	Beverley Hills R
Under 13 Brown 2015	Park Orchards R
Under 13 Green 2015	Whitehorse Colts M
Under 13 Blue 2015	Greythorn
Under 13 Black 2015	Parade St Damians
Under 13 Red 2015	Fitzroy 2
Under 14 Gold 2015	St Marys B
Under 14 Brown 2015	Banyule
Under 14 Green 2015	Heidelberg
Under 14 Blue 2015	Ivanhoe B
Under 14 Black 2015	Fitzroy 2
Under 15 (1) 2015	Kew Comets
Under 15 (2) 2015	Bulleen Templestowe
Under 15 (3) 2015	Surrey Park B
Under 15 (4) 2015	Park Orchards
Under 15 (5) 2015	Parade St Damians
Under 15 Girls (1) 2015	Kew Comets
Under 15 Girls (2) 2015	Blackburn
Colts (1) 2015	Ivanhoe W
Colts (2) 2015	Camberwell 1
Colts (3) 2015	Banyule
Colts (4) 2015	G D U Demons
Youth Girls Saturday 2015	Bulleen Templestowe
Youth Girls Sunday 2015	East Brighton Vampires

GRAND FINALS SCORES – 2015

ATTACHMENT E

Under 11 Gold 2015	Heidelberg Y	8-6-54	def	Surrey Park B	5-6-36
Under 11 Brown 2015	Parkside	5-6-36	def	Park Orchards R	4-7-31
Under 11 Green 2015	Bulleen Templestowe	2-4-16	def	Balwyn	2-3-15
Under 11 Blue 2015	Ashburton B	4-4-28	def	Preston Bullants	1-0-6
Under 11 Black 2015	Surrey Park W	7-5-47	def	Warrandyte	2-6-18
Under 11 Red 2015	Banyule	6-11-47	def	Hawthorn Citizens RAS	3-1-19
Under 12 Gold 2015	Fitzroy 1	7-7-49	def	St Marys B	2-5-17
Under 12 Brown 2015	Banyule	3-6-24	def	Ashburton R	2-4-16
Under 12 Green 2015	Ivanhoe	8-4-52	def	Camberwell 1	1-2-8
Under 12 Blue 2015	Preston Bullants	6-8-44	def	Doncaster	3-5-23
Under 12 Black 2015	Whitehorse Colts	7-4-46	def	Surrey Park W	6-8-44
Under 12 Red 2015	St Marys W	9-4-58	def	Beverley Hills N	6-4-40
Under 12 Girls (1) 2015	Kew Comets	0-2-2	def	St Marys	0-0-0
Under 13 Gold 2015	Beverley Hills R	14-10-94	def	Kew Comets 1	4-5-29
Under 13 Brown 2015	Park Orchards R	6-6-42	def	St Marys T	2-11-23
Under 13 Green 2015	Whitehorse Colts M	12-7-79	def	Camberwell 1	1-1-7
Under 13 Blue 2015	Greythorn	5-12-42	def	Bulleen Templestowe	6-3-39
Under 13 Black 2015	Parade St Damians	8-8-56	def	North Brunswick	1-1-7
Under 13 Red 2015	Fitzroy 2	6-7-43	def	Hawthorn Citizens G	3-5-23
Under 14 Gold 2015	St Marys B	11-8-74	def	Surrey Park	6-10-46
Under 14 Brown 2015	Banyule	15-11-101	def	Camberwell 1	6-11-47
Under 14 Green 2015	Heidelberg	13-8-86	def	Bundoora	6-7-43
Under 14 Blue 2015	Ivanhoe B	14-9-93	def	Brunswick	3-8-26
Under 14 Black 2015	Fitzroy 2	10-7-67	def	Camberwell 2	8-6-54
Under 15 (1) 2015	Kew Comets	10-9-69	def	Boroondara Hawks 1	4-4-28
Under 15 (2) 2015	Bulleen Templestowe	13-8-86	def	Doncaster B	9-19-73
Under 15 (3) 2015	Surrey Park B	8-13-61	def	Beverley Hills	8-4-52
Under 15 (4) 2015	Park Orchards	19-13-127	def	Fitzroy 2	6-3-39
Under 15 (5) 2015	Parade St Damians	8-5-53	def	Banyule Bundoora	7-8-50
Under 15 Girls (1) 2015	Kew Comets	7-9-51	def	Kew Rovers	1-7-13
Under 15 Girls (2) 2015	Blackburn	4-8-32	def	St Marys W	0-0-0
Colts (1) 2015	Ivanhoe W	14-15-99	def	Fitzroy 1	8-9-57
Colts (2) 2015	Camberwell 1	13-11-89	def	Whitehorse Colts	3-6-24
Colts (3) 2015	Banyule	8-9-57	def	Templestowe	7-6-48
Colts (4) 2015	G D U Demons	10-5-65	def	Camberwell 2	4-7-31
Youth Girls Saturday 2015	Bulleen Templestowe	5-2-32	def	Seville Ranges	4-5-29
Youth Girls Sunday 2015	East Brighton Vampires	7-8-50	def	Whitehorse Colts	0-0-0

COMPETITION NAME	NAME	CLUB	VOTES	PLACE
Under 11 Gold 2015	Darcy Edmends	Heidelberg	35	1st
Under 11 Gold 2015	Bailey Macdonald	Surrey Park	24	2nd
Under 11 Gold 2015	Elijah Tsatas	Surrey Park	20	3rd
Under 11 Brown 2015	Oscar Allen	Fitzroy	20	1st
Under 11 Brown 2015	Cooper Ferdinando	Whitehorse Colts	16	2nd
Under 11 Brown 2015	Lucas Bridger	Park Orchards	16	2nd
Under 11 Brown 2015	Conor Lynch	Canterbury	15	3rd
Under 11 Green 2015	Will Hine	Ashburton	37	1st
Under 11 Green 2015	Nicholas Kelly	Camberwell	20	2nd
Under 11 Green 2015	Daniel Walsh	Bulleen Templestowe	19	3rd
Under 11 Green 2015	Ben Davine	Canterbury	19	3rd
Under 11 Blue 2015	Patrick Carroll	Whitehorse Colts	32	1st
Under 11 Blue 2015	Herschel Waters	Richmond	20	2nd
Under 11 Blue 2015	Connor Ferguson	Ashburton	18	3rd
Under 11 Blue 2015	Max Miller	Ashburton	18	3rd
Under 11 Blue 2015	Yu Ashwin	Doncaster	18	3rd
Under 11 Black 2015	Victoria Trentin	Ivanhoe	36	1st
Under 11 Black 2015	Mohamad Abbas	Bundoora	30	2nd
Under 11 Black 2015	Eli Taylor	Greythorn	20	3rd
Under 11 Red 2015	Louis Smith	Hawthorn Citizens	16	1st
Under 11 Red 2015	Flynn Griffith	Glen Iris	14	2nd
Under 11 Red 2015	Jack Spalding	Greythorn	13	3rd
Under 12 Gold 2015	Lachlan McKain	Fitzroy	22	1st
Under 12 Gold 2015	Oliver Dempsey	Hawthorn Citizens	22	1st
Under 12 Gold 2015	Joshua Ward	Fitzroy	21	2nd
Under 12 Gold 2015	Sam Darcy	Glen Iris	17	3rd
Under 12 Brown 2015	Lachlan Rankin	Beverley Hills	35	1st
Under 12 Brown 2015	Aidan Browne	Ashburton	25	2nd
Under 12 Brown 2015	Max Thompson	Beverley Hills	21	3rd
Under 12 Green 2015	Jess Gedi	Ivanhoe	33	1st
Under 12 Green 2015	David Waldron	Greythorn	25	2nd
Under 12 Green 2015	Edward Chard	Camberwell	18	3rd
Under 12 Blue 2015	Thomas Jackson	Warrandyte	18	1st
Under 12 Blue 2015	Ethan Lowe	Preston Bullants	18	1st
Under 12 Blue 2015	David Kim	Doncaster	17	2nd
Under 12 Blue 2015	Finn Carman	Doncaster	16	3rd

COMPETITION NAME	NAME	CLUB	VOTES	PLACE
Under 12 Black 2015	William Fasan	Park Orchards	33	1st
Under 12 Black 2015	Daniel Mercuri	Bundoora	21	2nd
Under 12 Black 2015	Spencer Mills	St Marys	19	3rd
Under 12 Red 2015	Darcy Hughes	Beverley Hills	36	1st
Under 12 Red 2015	Zachary Stowell	St Marys	18	2nd
Under 12 Red 2015	Jace Zahra	St Marys	16	3rd
Under 12 Girls 2015	Brooke Vickers	Blackburn	19	1st
Under 12 Girls 2015	Stella Reid	Kew Comets	17	2nd
Under 12 Girls 2015	Maxie Diamantopoulos	Glen Iris	17	2nd
Under 12 Girls 2015	Mia Papachristos	Ivanhoe	17	2nd
Under 12 Girls 2015	Elly Asdagi	Fitzroy	16	3rd
Under 12 Girls 2015	Cara Szigeti	Bulleen Templestowe	16	3rd
Under 13 Gold 2015	Will Phillips	Beverley Hills	46	1st
Under 13 Gold 2015	Fraser Elliot	Whitehorse Colts	34	2nd
Under 13 Gold 2015	Lachlan Godden	Beverley Hills	31	3rd
Under 13 Brown 2015	Damian Papadas	St Marys	32	1st
Under 13 Brown 2015	Sam Tucker	Canterbury	27	2nd
Under 13 Brown 2015	Joel Teal	Glen Iris	22	3rd
Under 13 Green 2015	Dylan Epifano	Preston Bullants	29	1st
Under 13 Green 2015	Jonathan Vathakos	Whitehorse Colts	27	2nd
Under 13 Green 2015	Julian Gangi	Balwyn	25	3rd
Under 13 Blue 2015	Jozeph Thatcher-Brener	Bulleen Templestowe	29	1st
Under 13 Blue 2015	Luke Triscari	Parkside	26	2nd
Under 13 Blue 2015	Gus Falting	Greythorn	20	3rd
Under 13 Black 2015	Adam Mucilli	North Brunswick	42	1st
Under 13 Black 2015	Nathan Abdo	Parade/St Damians	19	2nd
Under 13 Black 2015	Mitchell Brownhill	Parade/St Damians	19	2nd
Under 13 Black 2015	George Kelly	Brunswick	18	3rd
Under 13 Red 2015	Cooper Lanyon	Ashburton	25	1st
Under 13 Red 2015	Angus Swan	Fitzroy	20	2nd
Under 13 Red 2015	Elton Kha	Banyule	19	3rd
Under 14 Gold 2015	Matthew Rowell	Canterbury	36	1st
Under 14 Gold 2015	Noah Anderson	Hawthorn Citizens	30	2nd
Under 14 Gold 2015	Kyle Johnson	St Marys	29	3rd

COMPETITION NAME	NAME	CLUB	VOTES	PLACE
Under 14 Brown 2015	Adam Carafa	Banyule	47	1st
Under 14 Brown 2015	Bailey Beamish	Camberwell	24	2nd
Under 14 Brown 2015	Jordan Corelli	Macleod	19	3rd
Under 14 Green 2015	Jade Bardwell	Whitehorse Colts	23	1st
Under 14 Green 2015	Patrick Rodwell	Templestowe	20	2nd
Under 14 Green 2015	Kyele Heagney	Balwyn	17	3rd
Under 14 Blue 2015	Jimmy Manias	Brunswick	38	1st
Under 14 Blue 2015	Alex Stork	Ashburton	22	2nd
Under 14 Blue 2015	Alex Centofanti	Ivanhoe	15	3rd
Under 14 Black 2015	Thomas Batchelor	St Marys	17	1st
Under 14 Black 2015	Rex Hooper	Glen Iris	17	1st
Under 14 Black 2015	Hugh Parrott	Park Orchards	16	2nd
Under 14 Black 2015	Mitchell Correzzola	St Marys	13	3rd
Under 14 Black 2015	Samuel Garrard	Camberwell	13	3rd
Under 15 (1) 2015	Cooper Leon	Camberwell	18	1st
Under 15 (1) 2015	Charlie Whitehead	Kew Comets	17	2nd
Under 15 (1) 2015	Kane Veliou	Ivanhoe	14	3rd
Under 15 (2) 2015	Daniel Mott	Brunswick	28	1st
Under 15 (2) 2015	Samuel Hoppe	Kew Rovers	23	2nd
Under 15 (2) 2015	Trent Bianco	Doncaster	17	3rd
Under 15 (2) 2015	Joseph Ciranna	Bulleen Templestowe	17	3rd
Under 15 (3) 2015	Benjamin Ramage	Parkside	21	1st
Under 15 (3) 2015	Ethan Sekulovski	Macleod	20	2nd
Under 15 (3) 2015	Jake Rizzi	St Marys	18	3rd
Under 15 (3) 2015	Isaac Quaynor	Beverley Hills	18	3rd
Under 15 (4) 2015	Julian De Napoli	North Brunswick	23	1st
Under 15 (4) 2015	Sol Zimmermann	Richmond	22	2nd
Under 15 (4) 2015	Joshua Voogd	Park Orchards	15	3rd
Under 15 (5) 2015	Lucas Pannunzio	Parade/St Damians	19	1st
Under 15 (5) 2015	George Skaltsas	Doncaster	18	2nd
Under 15 (5) 2015	Jarrold Belbin	St Marys	18	2nd
Under 15 (5) 2015	Hamish Sutherland	Surrey Park	13	3rd

COMPETITION NAME	NAME	CLUB	VOTES	PLACE
Under 15 Girls (1) 2015	Katie Lynch	Kew Rovers	23	1st
Under 15 Girls (1) 2015	Ellie McKenzie	Fitzroy	23	1st
Under 15 Girls (1) 2015	Nicola Xenos	Kew Comets	18	2nd
Under 15 Girls (1) 2015	Eleanor Brown	Glen Iris	15	3rd
Under 15 Girls (1) 2015	Nell Morris-Dalton	Fitzroy	15	3rd
Under 15 Girls (2) 2015	Taylah Morton	Blackburn	17	1st
Under 15 Girls (2) 2015	Chiara Scuderi	St Marys	12	2nd
Under 15 Girls (2) 2015	Tricia Cowan	Blackburn	11	3rd
Under 15 Girls (2) 2015	Alicia McKertish	Ashburton	11	3rd
Under 15 Girls (2) 2015	Grace Ritchie	Ashburton	11	3rd
Colts (1) 2015	Lachlan Wilson	Ivanhoe	25	1st
Colts (1) 2015	Luke Shorten	Preston Bullants	14	2nd
Colts (1) 2015	Aaron Tatchell	Fitzroy	14	2nd
Colts (1) 2015	Kyle Green	Preston Bullants	11	3rd
Colts (1) 2015	Brody Tardio	Ivanhoe	11	3rd
Colts (2) 2015	Luke Awad	St Marys	18	1st
Colts (2) 2015	David Zietsman	Camberwell	15	2nd
Colts (2) 2015	Samuel Kieseker	Whitehorse Colts	15	2nd
Colts (2) 2015	Shaun Tyquin	Whitehorse Colts	13	3rd
Colts (3) 2015	Mathew Zukiewicz	Templestowe	27	1st
Colts (3) 2015	Michael Edwards	Banyule	15	2nd
Colts (3) 2015	Toby Wolczko	Banyule	12	3rd
Colts (3) 2015	Artan Cabdi	Banyule	12	3rd
Colts (4) 2015	Michael Ellway	Parkside	15	1st
Colts (4) 2015	Riley Taylor	Parade/St Damians	15	1st
Colts (4) 2015	Nick Ziemkiewicz	Parkside	14	2nd
Colts (4) 2015	Alex Eden-Lachowicz	Greythorn	14	2nd
Colts (4) 2015	Will Macafee	Greythorn	13	3rd
Youth Girls Saturday 2015	Olivia Mcfawn	St Marys	19	1st
Youth Girls Saturday 2015	Charley Mcfawn	St Marys	19	1st
Youth Girls Saturday 2015	Katherine Smith	Blackburn	17	2nd
Youth Girls Saturday 2015	Alana Pane	Bulleen Templestowe	15	3rd
Youth Girls Saturday 2015	Gabrielle Mahoney	Kew Rovers Football	15	3rd
Youth Girls Sunday 2015	Amy Dumas	East Brighton Vampires	24	1st
Youth Girls Sunday 2015	Jessie Mount	East Brighton Vampires	19	2nd
Youth Girls Sunday 2015	Maddy Guerin	Fitzroy	15	3rd

COACHES

Under 13 (Teal)	Matt Russell
-----------------	--------------

Under 13 (Black)	Ben Friggi
------------------	------------

**Queen's Birthday Round Robin
YJFL, SEJ and SMJFL**
Under 13 Division 1 - Black Team
Game 1:

YJFL 11.7 (73) def SEJ 0.1 (1)

Goals Kickers: W. Hart 2, J. Gangi 2, F. Elliot 2,
M. Silvaggi, L. Kelvie, Z. Vesnaver,
S. Tucker, J. Musgrave

Best Players: F. Elliot, L. Kelvie, D. Epifano, J. Gangi,
J. Teal, F. Macrae

Game 2:

YJFL 10.8 (68) def SMJFL 4.5 (29)

Goals Kickers: F. Elliot 3, L. Kelvie 2, Z. Vesnaver 2,
J. Gangi, K. Worner, L. Godden

Best Players: W. Phillips, F. Elliot, D. Epifano,
J. Teal, L. Kelvie, W. Hart

Under 13 Division 2 - Teal Team
Game 1:

YJFL 10.14 (74) def SEJ 2.0 (12)

Game 2:

YJFL 4.2 (26) defeated by SMJFL 10.2 (62)

PETER FLACK MEDAL WINNERS

Under 13 Division 1	Fraser Elliot
----------------------------	---------------

Under 13 Division 2	Nick Woodall
----------------------------	--------------



Yarra Junior Football League
Under 13 Black 2015



Yarra Junior Football League
Under 13 Teal 2015

COACHES

Under 14 (1)	Joe Mezgec
Under 14 (2)	Mike Casabene
Under 15 (1)	Anthony Phillips
Under 15 (2)	Michael Wigg
Under 16 Girls (1)	Jeff Hooper
Under 16 Girls (2)	Maddy Haydar

UNDER 14
DIVISION 1**Round 1. YJFL 11-7-73 def EFL 8-6-54**

Goal Kickers: J. Capetola 3, M. Emmett 3,
T. Bianco 2, J. Murphy,
D. Williams, H. Shugg

Best Players: N. Anderson, M. Rowell,
K. Johnson, J. Capetola,
C. McKee, L. Perry

Round 2. YJFL 26-14-170 def SMJFL 1-1-7

Goal Kickers: M. Emmett 11, P. Rodwell 3,
J. Capetola 3, N. Anderson 2,
T. Bianco 2, H. Mastras,
C. Ostwald, H. Shugg,
A. Carafa, C. McKee

Best Players: M. Emmett, D. Mott,
M. Rowell, K. Johnson,
T. Bianco, L. Perry

Round 3. YJFL 21-20-146 def EDFL 2-0-12UNDER 14
DIVISION 2**Round 1. YJFL 8-9-57 def by EFL 10-7-67**

Goal Kickers: P. Vamvakitis 4, S. Asdagi,
I. Rossi, J. Aird, J. Elzink

Best Players: T. Hardy, L. Gawel,
M. Bowman, P. Vamvakitis,
I. Rossi, B. Cook

Round 2. YJFL 8-10-58 def SMJFL 4-8-42

Goal Kickers: P. Vamvakitis 3, J. Aird 2,
M. Bowman, T. Hardy,
A. Dani

Best Players: M. Bowman, T. Hardy,
P. Vamvakitis, L. Purcell,
J. Elzink

Round 3. YJFL 5-21-51 def EDFL 4-12-36

Goal Kickers: J. Aird 3, T. Hardy, A. Dani

Best Players: J. Aird, J. Elzink,
M. Pinchbeck, M. Costello,
T. Hardy, A. Dani



Under 14 Division 1



Under 14 Division 2

**UNDER 15
DIVISION 1****Round 1. YJFL 6-5-41 def by EFL 5-15-45****Goal Kickers:** P. Della Rocca 3, C. Whitehead 2,
A. Lubber**Best Players:** A. Lubber, M. Graham, R. Jeffrey,
C. Whitehead, P. Della Rocca**Round 2. YJFL 19-10-124 def SMJFL 7-5-47****Goal Kickers:** P. Della Rocca 5, S. Elliot 3,
Z. Evans 3, O. Simpson 2,
A. Lubber 2, R. Azzopardi 2,
W. Golds, K. Wise**Best Players:** Z. Evans, M. Jeffery,
C. Whitehead, P. Della Rocca,
K. Velio**Round 3. YJFL 6-13-49 def EDFL 5-5-35****Goal Kickers:** C. Whitehead 3, A. Lubber,
K. Velio, S. Elliot**Best Players:** K. Velio, A. Lubber, Z. Evans,
W. Golds, D. Tallariti**UNDER 16
Girls 1****Round 1. YJFL 20-20-140 def SMJFL 1-0-6****Goal Kickers:** N. Akers 5, I. Gietzmann 5,
M. Guerin 2, E. Harley 2,
L. Szigeti 2, D. Bateman 2,
L. Morley, K. Lynch**Best Players:** D. Bateman, G. Lagioia,
E. Harley, K. Lynch, M. Guerin,
I. Gietzmann**Round 2. YJFL 20-20-140 def NFL 1-3-9****Goal Kickers:** L. Szigeti 5, K. Lynch 4,
I. Gietzmann 4, J. Proven 2,
M. Antypas, M. Guerin, K. Tanner,
D. Bateman, E. Capetola**Best Players:** E. Harley, K. Lynch, J. Proven,
T. Cutts, I. Gietzmann**Round 3. YJFL 8-12-60 def by WYG 3-2-20****Goal Kickers:** L. Szigeti 3, M. Guerin,
J. Stepanavicius, I. Gietzmann,
K. Tanner, M. Antypas**Best Players:** K. Lynch, L. Szigeti, M. Antypas,
N. Xenos, A. James, S. Long**UNDER 15
DIVISION 2****Round 1. YJFL 8-4-52 def EFL 4-8-32****Goal Kickers:** M. Howard 2, W. James 2,
K. Agosta, N. Mayn, X. Fry,
S. Brazier**Best Players:** S. Brazier, S. Hoppe,
J. Kreuzberger, M. Howard,
W. James**Round 2. YJFL 11-6-72 def SMJFL 5-10-40****Goal Kickers:** D. Scale 4, S. Hoppe, G. Billias,
W. James, L. Di Biase, K. Agosta,
J. Kreuzberger, A. Quinn**Best Players:** N. Mayne, O. White, X. Fry,
K. Agosta, D. Scala**Round 3. YJFL 14-18-102 def EDFL 6-5-41****Goal Kickers:** M. Howard 3, L. Di Biase 2,
G. Billias 2, E. Taylor, D. Scala,
K. Agosta, I. Fakhri, B. Ramage,
S. Hoppe, L. Wilson**Best Players:** X. Fry, O. White, W. James,
S. Hoppe, I. Fakhri**UNDER 16
Girls 2****Round 1. YJFL 0-2-2 def byNFL 12-12-84****Goal Kickers:****Best Players:** S. Charakas, A. Barrett,
G. Larkey, A. Gill, A. Pamminger**Round 2. YJFL 1-9-15 def by WYG 7-15-57****Goal Kickers:** R. Traplin**Best Players:** R. Traplin, G. Larkey, H. Spencer,
M. Edwards, R. Smith**Round 3. YJFL 3-4-22 def by SMJFL 10-9-69****Goal Kickers:** I. Perazzola, A. Pamminger,
A. Williams**Best Players:** G. Larkey, H. Spencer, R. Traplin,
R. Smith, A. Pamminger



Under 15 Division 1



Under 15 Division 2

CHAMPIONSHIP GRAND FINALS

UNDER 14
Division 1

YJFL 20-11-131 def SMJFL 3-6-24

Goal Kickers: M. Emmett 6, N. Anderson 4,
A. Carafa 3, J. Capetola 3,
C. Centofanti, D. Mott, J. May,
L. Perry

Best Players: T. Bianco, L. Perry, H. Mastras,
A. Carafa, M. Rowell, C. McKee

UNDER 14
Division 2

YJFL 5-9-39 def by EFL 8-14-62

Goal Kickers: J. Aird 2, S. Asdagi, T. Hardy,
I. Rossi

Best Players: L. Purcell, T. Hardy, B. Cook,
S. Asdagi, C. Lean

UNDER 15
Division 1

YJFL 5-6-36 def by EFL 7-8-50

Goal Kickers: O. Simpson 2, A. Luber,
S. Uzelac, P. Della Rocca

Best Players: C. Leon, O. Simpson, K. Wise,
V. Misuraca, K. Veliou

UNDER 15
Division 2

YJFL 9-8-62 def EFL 6-8-44

Goal Kickers: W. James 4, D. Scala,
M. Howard, K. Agosta, X. Fry,
S. Brazier

Best Players: X. Fry, W. James, J. Rowbottom,
H. Marslen, B. Ramage

UNDER 16
Girls 1

YJFL 3-8-26 def SEJ 3-1-19

Goal Kickers: E. Harley, I. Gietzmann,
K. Lynch

Best Players: G. Lagicia, K. Tanner,
C. Mikicm J. Halaseh,
K. Lynch, E. Harley

PETER JOHNSTONE MEDAL WINNERS 2015
FOR BEST PLAYER IN SERIES

Under 14 Division 1 Marcus Emmett

Under 14 Division 2 Thomas Hardy

Under 15 Division 1 Kane Veliou

Under 15 Division 2 William James

Under 16 Girls 1 Kate Tanner

Under 16 Girls 2 Stephanie Charakas



Yarra Junior Football League
Under 16 Girls (combined Teams 1 and 2)



Yarra Junior Football League
Staff & Team

150 GAME PLAYERS

First Name	Surname	Club
Jordan	Arazi	Ashburton
Peter	Georgiadis	Ashburton
Michael	Edwards	Banyule
Jeremy	Morey	Banyule
Toby	Wolczko	Banyule
Daniel	Amicucci	Beverley Hills
Marcus	Giangregorio	Beverley Hills
Tom	Dennis	Boroondara Hawks
Ben	Galtieri	Boroondara Hawks
Cooper	Morris	Boroondara Hawks
Sam	Townsend	Boroondara Hawks
Luca	Zanella	Boroondara Hawks
Ethan	Maxwell	Camberwell
Isaac	Barassi	Doncaster
Jye	Chirgwin	Doncaster
James	Tino	Doncaster
Curtis	Brown	Macleod
Kurt	Manuel	Macleod
Christopher	Mcinerney	Macleod
Brett	Smith	Macleod
Charlie	Smythe	Macleod
Daniel	Biviano	Parade St Damians
Liam	Cridland	Park Orchards
Cody	Farrell	Park Orchards
Tom	Holmes	Park Orchards
Tom	Macrokanis	Park Orchards
Mitchell	Skien	Park Orchards
Matthew	Williamson	Park Orchards
Will	Coulter	Parkside
Matthew	Harman	Parkside
Matthew	Soligo	Parkside
Nathan	Fitzpatrick	St Marys
Mitchell	Green	St Marys
Mitchell	Harris	St Marys
Jarrold	Sacco	St Marys
Liam	Hauser	Surrey Park

**YARRA JUNIOR
FOOTBALL LEAGUE**



**2015 COLTS TEAM
OF THE YEAR**

RUCKS

BEN YOUNG
Fitzroy

MATHEW ZUKIEWICZ
Templestowe

BRODY TARDIO
Ivanhoe

COACH

MONTY STUART
Fitzroy

BACKS

LAKE TINK
(Captain)
Whitehorse Colts

CHARLIE SMYTHE
Macleod

CHRISTIAN FARCHIONE
Ivanhoe

HALF BACKS

MARK O'CONNOR
Boroondara Hawks

GIULIAN FABLE
Fitzroy

LUKE SHORTEN
Preston Bullants

CENTRES

TOM JACOTINE
Park Orchards

LACHIE WILSON
Ivanhoe

DAVID ZIETSMAN
Camberwell

HALF FORWARDS

JOSH DAICOS
Bulleen Templestowe

ED GREENE
Ashburton

WILL GOSS
Ivanhoe

FORWARDS

BRAYDEN PLANT
Macleod

ROBERT TODD
Macleod

AARON TATCHELL
Fitzroy

INTERCHANGE

JOSH BRODERICK
Fitzroy

JACOB PRICE-INGLIS
Park Orchards

RILEY JONES
Beverley Hills

PADDY HOWE
Fitzroy

LUKE AWAD
St Marys

MATTHEW CAPETOLA
Bulleen Templestowe

YJFL

2015 Colts Team Of The Year



UNDER 10

Year	Section	Premiers	Best and Fairest	Year	Section	Premiers	Best and Fairest
1997	Gold	Doncaster	R.WILLITS - St Marys	2008	Gold	Kew Comets	M.BLAKEY- St Marys
	Brown	Banyule	N.SADLER - Banyule		Brown	Camberwell 2	J.TROIANI- Hawthorn Cits.
	Green	Hawthorn Citizens	P.TIRAS - Doncaster Heights		Green	Camberwell 3	L.ENGLISH- Hawthorn Cits.
			B. IEZZI - Canterbury		Blue	SFX Whitehorse Colts	T.CLAYTON- Fitzroy
1998	Gold	St Marys	R.CARAFI - Park Orchards	2009	Gold	Hawthorn Citizens	N.BOUCHER- Ashburton
	Brown	Fitzroy 1	T.TRIANTIFYLIDIS - St Marys		Brown	Kew Comets	S.WRIGHT- Kew
	Green	Doncaster Heights	T. COGHLAN - Balwyn		Green	Macleod	T.BLENHEIM- Kew Rovers
1999	Gold	Bulleen Templestowe	A.VINEY - Park Orchards		Blue	Glen Iris	N.ALDRIDGE- St Damians
	Brown	Canterbury	M.KREUZER - St Marys	2010	Gold	Glen Iris	H.GRACE- Fitzroy
	Green	Doncaster Heights	T.FITZGERALD - Warrandyte		Brown	Bulleen Templestowe	L.KING- Bulleen Temp.
2000	Gold	Canterbury	H.APTED - Fitzroy		Green	St Marys	C.BROWN- Macleod
	Brown	Fitzroy	N.COX - Hawthorn Citizens		Blue	Kew Comets	W.JAMES- Hawthorn Cits.
	Green	Bulleen Templestowe	H.BROWN - Richmond		Black	Camberwell	M.BOMBARDIERI- Fitzroy
2001	Gold	Beverley Hills	J.DOUKAS - St Marys	2011	Gold	St Marys B	M.ROWELL- Canterbury
	Brown	Camberwell	L.ECKERSLEY - Canterbury		Brown	Kew Comets 2	A.CARAFI- Banyule
	Green	Canterbury	B.HOWELL - Canterbury		Green	Surrey Park	M.EXELL- Greythorn
2002	Gold	Kew Comets	B.HOWELL - Canterbury		Blue	Glen Iris N	J.CRAB- Park Orchards
	Brown	Hawthorn Citizens	R.HIAH - Bundoora		Black	Fitzroy 4	M.BOMBARDIERI- Fitzroy
			E. HALE-VAUGHAN - Warrandyte	2012	Gold	Kew Rovers 1	W.PHILLIPS - Beverley Hills
	Green	Preston Bullants	R.SHERGOLD - Canterbury		Brown	Kew Comets 2	C.BRISCOE - Kew Comets
2003	Gold	Kew Rovers	S.PURCELL - Kew Rovers		Green	Doncaster Heights G	J.TONIAZZO - Preston Bullants
	Brown	Bundoora	D.SYMEOPOULOS - Kew Rovers		Blue	Kew Comets 3	F.DREHER - Kew Comets
	Green	Banyule	M.SHEPARD - Park Orchards		Black	Whitehorse Colts B	T.DOCHERTY - Ashburton
2004	Gold	Ivanhoe	D.LEECH - Fitzroy		Red	Park Orchards B	T.OTTER - Richmond
			A.SANFILIPPO - Kew Rovers	2013	Gold	Hawthorn Citizens D	A. DELL'ORSO -
	Brown	Bulleen Templestowe	R.EXON - Warrandyte				Bulleen Templestowe
	Green	Park Orchards	A.DONIA - Preston Bullants		Brown	Ivanhoe W	H.CARLIN - Balwyn
2005	Gold	Camberwell	B.HOGAN - Ivanhoe		Green	Glen Iris V	H.BROMELL - Glen Iris
	Brown	Bulleen Templestowe	M.GALIAZZO - St Marys		Blue	Hawthorn Citizens B	L.THOMPSON - Doncaster
	Green	Preston Bullants	P.LUNN - Banyule				M.RYAN - Heidelberg
	Blue	Fitzroy	A.MOHAMMAD - North Brunswick		Black	Ivanhoe W	A.BROWNE - Ashburton
2006	Gold	Kew	D.CONSTANZO - Fitzroy		Red	Richmond	W.FASAN - Park Orchards
	Brown	Beverley Hills	B.HENKEL - Bundoora	2014	Gold	Hawthorn Citizens	B.LINDEMAN - Glen Iris
	Green	Camberwell	E.O'SULLIVAN - Canterbury		Brown	Heidelberg	M. ALDOUS - Doncaster Heights
	Blue	Doncaster	Z.KADLECIK - Doncaster		Green	Surrey Park	D. WALSH - Bulleen Templestowe
2007	Gold	Beverley Hills	T.CLIFFORD- Canterbury		Blue	Fitzroy	I.CALLAGHAN - St Marys
	Brown	St Marys	B.PANNAM- St Damians		Black	Ashburton	H. WATERS - Richmond
	Green	Greythorn	D.HOUSTON- Greythorn		Red	North Brunswick	J. NICOLO - North Brunswick
	Blue	Park Orchards	J.WITNISH- Park Orchards				

UNDER 11

Year	Section	Premiers	Best and Fairest	Year	Section	Premiers	Best and Fairest
1997	Gold	Beverley Hills	M.ALLEN - Park Orchards	2004	Gold	Fitzroy	B.McLENNON - Fitzroy
	Brown	St Damians	P.RICHARDSON - Doncaster		Brown	Banyule	S.BONELLO - St Marys
	Green	Hawthorn Citizens	H.DICK - Hawthorn Citizens		Green	Park Orchards	M.SHEPPARD - Park Orchards
1998	Gold	Doncaster	T.CLOKE - Park Orchards		Blue	Doncaster Heights	M.WOOFFINDIN -
	Brown	Warrandyte	W.MCLAUGHLIN - Fitzroy				Doncaster Heights
	Green	Kew Comets	P.TIRAS - Doncaster Heights	2005	Gold	Ivanhoe	T.ROBERTSON - Ivanhoe
1999	Gold	St Marys	A.WILSON - Park Orchards		Brown	Glen Iris	D.LEECH - Fitzroy
	Brown	Doncaster Heights	J.TELIANDIS - Doncaster Heights				J.MACRAE - Kew Rovers
	Green	Warrandyte	T.COGHLAN - Balwyn		Green	Glen Iris	A.LANNING - Kew
2000	Gold	Kew Rovers	C.SANFILLIPPO - Bulleen Temp.		Blue	Surrey Park	R.VIENET - Surrey Park
	Brown	St Damians	P.VESZPREMI - St Damians	2006	Gold	Kew Comets	J.BILLINGS - Kew
	Green	Hawthorn Citizens	B.MATTHEWS - Heidelberg				A.SANFILLIPO - Kew Rovers
2001	Gold	Kew Rovers	D.FULTON - Ivanhoe		Brown	Canterbury	M.BORLAND - Canterbury
			C.MISSAILIDIS - St Marys		Green	Balwyn	J.RUDD - Macleod
			S.O'SULLIVAN - Kew Rovers		Blue	Greythorn	J.WELSH - Heidelberg
	Brown	Richmond	H.BROWN - Richmond	2007	Gold	Ivanhoe	B.MURPHY- Kew
	Green	Warrandyte	J.CHURCH - Banyule		Brown	St Marys	K.LANGFORD- Macleod
2002	Gold	Beverley Hills	J.PURCELL - Kew Rovers		Green	Canterbury	B.HENKEL - Bundoora
	Brown	Preston Bullants	L.ECKERSLEY - Canterbury		Blue	SFX Colts	D.VALLIANOS- Richmond
	Green	St Marys	K.HARVEY - Fitzroy	2008	Gold	Beverley Hills	H.HOOPER- Glen Iris
	Blue	Heidelberg	B.INDIAN - Heidelberg		Brown	Greythorn	T.KERR- Glen Iris
2003	Gold	Balwyn	A.JOHNSON - Hawthorn Citizens		Green	Macleod	R.BRANDT- Macleod
	Brown	Fitzroy	J.VINE - Glen Iris		Blue	North Brunswick	M.SILOPO- Doncaster
	Green	St Marys	M.WOOFFINDIN -	2009	Gold	Kew Comets	L.BUNKER- St Marys
			Doncaster Heights		Brown	Glen Iris	S.GUEST- Glen Iris
	Blue	Warrandyte	S.CUST - Greythorn		Green	Glen Iris	L.BRANDT- Heidelberg
					Blue	Park Orchards	C.O'BRIEN- Bundoora

UNDER 11

Year	Section	Premiers	Best and Fairest	Year	Section	Premiers	Best and Fairest
2010	Gold	Hawthorn Citizens	N. BOUCHER - Ashburton	2013	Gold	Greythorn R	W. PHILLIPS - Beverley Hills
	Brown	Macleod	B. MORGAN - Bundoora		Brown	Canterbury B	N. NICHOLS - Kew Comets
	Green	Park Orchards	T. BLENHEIM - Kew Rovers		Green	St Marys T	K. WORTNER - Ashburton
	Blue	Preston Bullants	J. TRNACEK - Ashburton		Blue	Balwyn	N. O'SULLIVAN - Parkside
2011	Gold	Kew Comets 1	B. WRAITH - Kew Comets		Black	Glen Iris N	C. BRECKO - Surrey Park
	Brown	Hawthorn Citizens 1	C. BROWN - Macleod		Red	North Brunswick	W. FASAN - Park Orchards
	Green	Balwyn	T. BIANCO - Doncaster	2014	Gold	St Marys	S. DARCY - Glen Iris
	Blue	Greythorn	X. FRY - Canterbury		Brown	Doncaster Heights	J. GEDI - Ivanhoe
	Black	Camberwell 3	K. LYNCH - Camberwell		Green	Banyule	T. CASTRICUM - Surrey Park
	Red	Surrey Park W	A. GATWECH - CHUOL - Ashburton		Blue	Doncaster	M. THOMPSON - Beverley Hills
2012	Gold	Hawthorn Citizens 1	M. ROWELL - Canterbury		Black	Camberwell	W. FASAN - Park Orchards
	Brown	Bulleen Templestowe G	J. CAPETOLA - Bulleen Temp.		Red	Whitehorse Colts	C. FERNANDO - Whitehorse Colts
	Green	Ivanhoe W	J. AIRD - Glen Iris	2015	Gold	Heidelberg	D. EDMENDS - Heidelberg
	Blue	Fitzroy 3	M. BOMBARDIERI - Fitzroy		Brown	Parkside	O. ALLEN - Fitzroy
	Black	St Marys W	A. DANI - Preston Bullants		Green	Bulleen Templestowe	W. HINE - Ashburton
	Red	Park Orchards W	C. MCKENZIE - Canterbury		Blue	Ashburton	P. CARROLL - Whitehorse Colts
					Black	Surrey Park W	V. TRENTIN - Ivanhoe
					Red	Banyule	L. SMITH - Hawthorn Citizens

UNDER 12

Year	Section	Premiers	Best and Fairest	Year	Section	Premiers	Best and Fairest
1997	Gold	Beverley Hills	S. PLOUTOS - Macleod	2010	Gold	Kew Comets	L. BUNKER - St Marys
	Brown	Montmorency	A. LANGFORD - Doncaster		Brown	Fitzroy	R. HUNTER - Fitzroy
	Green	Camberwell	P. MERCOURIOU - Camberwell		Green	Macleod	B. SMITH - Macleod
1998	Gold	Beverley Hills	B. STANTON - Banyule		Blue	St Marys	J. DO - Richmond
	Brown	Kew	R. BAIN - Bullen Temp	2011	Gold	Ashburton R	N. BOUCHER - Ashburton
	Green	Surrey Park	P. HASSETT - Surrey Park		Brown	Bulleen Templestowe	T. PAIDOUSSIS - Kew Comets
1999	Gold	Kew Rovers	J. ABBATANGELO - Macleod		Green	Glen Iris H	B. MORGAN - Bundoora
	Brown	Beverley Hills	W. McLAUGHLIN - Fitzroy		Blue	Fitzroy 2	R. BARRESI - Fitzroy
	Green	Fitzroy	S. SOFA - Richmond		Black	Hawthorn Citizens 2	L. BURGESS - St Marys
2000	Gold	St Marys	L. CAREY - Kew Rovers	2012	Gold	Kew Comets 1	J. KING - St Marys
	Brown	Fitzroy	B. CAUCHI - St Damians		Brown	Doncaster Heights	N. MARSHALLSAY - Doncaster Heights
	Green	St Damians	T. GIBBONS - Bundoora		Green	Parkside	T. BIANCO - Doncaster
2001	Gold	Camberwell	C. HOEGEL - Beverley Hills		Blue	Ivanhoe B	G. BILLIAS - Ashburton
	Brown	Kew Rovers	L. TOFFOLON - Ivanhoe		Black	Brunswick	Z. ANTIGNANI - Whitehorse Colts
	Green	Bundoora	B. SINCLAIR - Greythorn		Red	Ashburton B	J. SAMMARTINO - Nth Brunswick
2002	Gold	Canterbury	C. HUMMERSTON - Canterbury		Gold	Hawthorn Citizens W	A. LAMANNA - Kew Rovers
	Brown	St Marys	M. SHIEL - Balwyn	2013	Brown	Fitzroy 1	B. WENCKOWSKI - Ivanhoe
	Green	Glen Iris	J. CHURCH - Banyule		Green	Glen Iris G	M. BOMBARDIERI - Fitzroy
2003	Gold	Beverly Hills	J. HOEGEL - Beverly Hills		Blue	St Marys W	K. JOHNSON - St Marys
	Brown	St Marys	L. GILES - Banyule		Black	Ashburton B	C. MCKEE - Ashburton
	Green	Fitzroy	T. SNELL - St Marys		Red	Canterbury R	M. KENZIE - Canterbury
	Blue	Surrey Park	N. DEMELIS - Fitzroy	2014	Gold	Beverley Hills	W. PHILLIPS - Beverley Hills
2004	Gold	Balwyn	M. THOMPSON - Surrey Park		Brown	Whitehorse Colts	K. WORTNER - Ashburton
	Brown	Park Orchards	M. EVANS - Balwyn		Green	Camberwell	J. STICCA - Bulleen Templestowe
	Green	Banyule	T. DOHERTY - St Marys		Blue	Ivanhoe	F. MAGUIRE - Surrey Park
	Blue	Fitzroy	M. LANNING - Kew		Black	Banyule	T. OTTER - Richmond
2005	Gold	St Marys	S. HAWTHORNE - Doncaster		Red	Fitzroy	O. HUNTER - Camberwell
	Brown	Bulleen Templestowe	B. McLENNAN - Fitzroy	2015	Gold	Fitzroy 1	L. MCKAIN - Fitzroy
	Green	Surrey Park	M. SHEPPARD - Park Orchards		Brown	Banyule	O. DEMPSEY - Hawthorn Citizens
	Blue	St Marys	M. WOOFINDIN - Doncaster Heights		Green	Ivanhoe	L. RANKIN - Beverley Hills
2006	Gold	St Marys	J. ANDERSON - Camberwell		Blue	Preston Bullants	J. GEDI - Ivanhoe
	Brown	Camberwell	J. BALLARD - Warrandyte		Black	Whitehorse Colts M	T. JACKSON - Warrandyte
	Green	Preston Bullants	J. CELLINI - Glen Iris		Red	St Marys W	E. LOWE - Preston Bullants
	Blue	Richmond	J. DELANY - Bundoora				W. FASAN - Park Orchards
2007	Gold	Kew Comets B	J. COWELL - Preston Bullants				D. HUGHES - Beverley Hills
	Brown	Macleod	A. POULTON - Greythorn				
	Green	Kew Comets	M. BORLAND - Canterbury				
	Blue	Ivanhoe	B. LENNON - Macleod				
2008	Gold	St Marys	G. SUTTON - Preston Bullants				
	Brown	Kew Comets	A. MOHAMMED - Nth Brunswick				
	Green	St Damians	N. MEERMAN - Kew Rovers				
	Blue	SFX Whitehorse Colts	A. CROXFORD - Kew				
2009	Gold	Beverley Hills	B. HENKEL - Bundoora				
	Brown	Ashburton	D. VALLIANOS - Richmond				
	Green	Bundoora	H. HOOPER - Glen Iris				
	Blue	Fitzroy	S. SMITH - St Damians				
			T. LEONARDIS - Bundoora				
			M. SILIPO - Doncaster				

UNDER 12 GIRLS

Year	Section	Premiers	Best and Fairest
2012		Kew Comets 2	I. GLEITZMANN - Whitehorse Colts
2013		Kew Comets 1	E. MASTERS - Kew Rovers
2014		St Marys	C. MORANDO - Whitehorse Colts
2015		Kew Comets	B. VICKERS - Blackburn

UNDER 13

Year	Section	Premiers	Best and Fairest	Year	Section	Premiers	Best and Fairest
1997	Gold	Beverley Hills	D.OLIVER - Doncaster	2008	Gold	Kew Comets	L.McDONALD- Kew
	Brown	St Marys	A.LAPADULA - St Marys		Brown	St Marys	D.CAPPELLARI- Fitzroy
	Green	Surrey Park	L.SYME - Surrey Park		Green	Park Orchards	O.WELSH- Heidelberg
1998	Gold	St Marys	R. WILLIAMS - Ivanhoe		Blue	St Damians	M.PROSENAK- Park Orchards
	Brown	Camberwell	T. IONIDIS - Camberwell	2009	Gold	Kew Comets	R.McKENZIE- Warrandyte
	Green	Richmond	T.BULL - Kew		Brown	Macleod	K.LANGFORD- Macleod
1999	Gold	Beverley Hills	B.SMITH - Beverley Hills		Green	Bulleen Templestowe	B.SIMMONS- Beverley Hills
	Brown	Bulleen Templestowe	B.STANTON - Banyule		Blue	Hawthorn Citizens	D.VALLIANOS- Richmond
	Green	Bundoora	J.BURGOYNE - Warrandyte	2010	Gold	Beverley Hills	M.OWIES- Camberwell
2000	Gold	Kew Rovers	W.McLAUGHLIN - Fitzroy		Brown	Park Orchards	W.KEOGH- Surrey Park
	Brown	Bulleen Templestowe	S.BYRNE - Doncaster Heights		Green	Ivanhoe	M.SILIPO- Doncaster
	Green	Bundoora	B.LENAGHON - Camberwell		Blue	St Damians	B.LAMANNA- St Damians
2001	Gold	St Marys	J.BARKER - Fitzroy	2011	Gold	Bulleen Templestowe	M.SCARDAMAGLIA- Ashburton
	Brown	Kew Comets	A.LOIZOU - Kew		Brown	Glen Iris H	B.MOORCROFT- Macleod
	Green	Glen Iris	T.COGLAN - Balwyn		Green	Banyule B	A.CHERUBIN- Prestin Bullants
2002	Gold	St Marys	L.TOFFOLON - Bulleen Temp.		Blue	Surrey Park	T.MASON- Surrey Park
	Brown	Hawthorn Citizens	L.SHELTON - St Damians		Black	Ashburton B	J.DO- Richmond
	Green	Doncaster	C.GEORGE - Doncaster	2012	Gold	Canterbury B	T.PAIDOUSSIS - Kew Comets
2003	Gold	Kew Rovers	H.PAYNTER - Ivanhoe		Brown	Macleod	L.SPRIGGS - Camberwell
	Brown	Warrandyte	B.OMIZZOLO - Fitzroy		Green	Whitehorse Colts	L.MINAHAN - Fitzroy
	Green	Bundoora	R.BORLAND - Fitzroy		Blue	Banyule	A.CABDI - Banyule
2004	Gold	Beverley Hills	D.HANNEBERY - Kew Rovers		Black	Ashburton G	J.MOREY - Heidelberg
	Brown	Bulleen Templestowe	L.GILES - Banyule	2013	Gold	Kew Comets 1	B.WRAITH - Kew Comets
	Green	Surrey Park	D.SMITH-WHITING - Heidelberg		Brown	Ivanhoe W	L.DI BIASI - Beverley Hills
	Blue	Doncaster	T.CANNY - Emmaus Wattle Park		Green	Brunswick	G.BILLISA - Ashburton
2005	Gold	Park Orchards	A.CHODO - Beverley Hills		Blue	Kew Rovers	Z.ANTIGNANI - Whitehorse Colts
	Brown	Glen Iris	T.DOHERTY - St Marys		Black	Richmond	U.CHOL - Richmond
	Green	Bundoora	D.CRONIN - Bundoora	2014	Gold	Kew Comets	M. ROWELL - Canterbury
	Blue	Heidelberg	M.MARIANI - Emmaus Wattle Park		Brown	Ashburton	C. MCKEE - Ashburton
2006	Gold	St Marys	R.MULLINS - St Marys		Green	Macleod	C. OSTWALD - Banyule
	Brown	Glen Iris	D.D'AMORE - St Damians		Blue	Bundoora	P. ROWELL - Doncaster Heights
	Green	Macleod	D.FLOUIDOTIS - SFX Whitehorse Colts		Black	Fitzroy	A. ABDULNOUR - St Marys
	Blue	Camberwell	Z.RIDDLE - St Marys	2015	Gold	Beverly Hills R	W. PHILLIPS - Beverley Hills
2007	Gold	Kew Rovers	D.DOBBER - St Marys		Brown	Park Orchards R	D. PAPADAS - St Marys
	Brown	Park Orchards B	J.PELL - Bulleen Temp.		Green	Whitehorse Colts	D. EPIFANO - Preston Bullants
	Green	St Damians	S.WISEMAN- Surrey Park		Blue	Greythorn	J. THATCHER-BRENER - Bulleen Templestowe
	Blue	Park Orchards R	N.PUATJIMI- Ivanhoe		Black	Parade St Damians	A. MUCILLI - North Brunswick
					Red	Fitzroy 2	C.LANYON - Ashburton

UNDER 14

Year	Section	Premiers	Best and Fairest	Year	Section	Premiers	Best and Fairest
1997	Gold	Camberwell	A.KRAKOUER - Doncaster	2005	Gold	Kew Rovers	D.LE - Preston Bullants
	Brown	St Marys	J.SPRAGUE - Kew		Brown	Camberwell	J.DEVINE - Bundoora
	Green	SFX Whitehorse Colts	T.BACHELOR - SFX Whitehorse Colts		Green	Macleod	N.CAMPESE - Ivanhoe
1998	Gold	Beverley Hills	M.SNOWBALL - Park Orchards	2006	Gold	Glen Iris	M.MARIANI - Surrey Park
	Brown	Greythorn	P.BUSZARD - Ivanhoe		Brown	East Malvern	D.POUND-PALMIERI - Fitzroy
	Green	Hawthorn Citizens	S.GAMBONI - Hawthorn Citizens		Green	Greythorn	L.CONSIDINE - Macleod
1999	Gold	St Marys	B.SHAW - St Marys		Blue	Doncaster Heights	T.McMAHON - KRC
	Brown	Fitzroy	A.NEVILLE - Surrey Park	2007	Gold	St Marys	R.MULLINGS- St Marys
			M.ZIKA - Fitzroy		Brown	St Damians	D.D'AMORE - St Damians
	Green	Ivanhoe	B.MOODY - Greythorn		Green	Boroondara Bulldogs	M.ARNOLD - Mt Waverley
2000	Gold	Beverley Hills	E.WHITEHEAD - Kew		Blue	Beverley Hills	T.CLAPHAM- Park Orchards
	Brown	Macleod	B.STANTON - Banyule	2008	Gold	Kew Rovers	L.ANDRIANAKIS- Kew Rovers
	Green	Fitzroy	J.BURGOYNE - Warrandyte		Brown	Prahran	N.HROVAT- Ivanhoe
			A.D'ALOISIO - Park Orchards		Green	Preston Bullants	L.GALLOP- Prahran
2001	Gold	Kew Rovers	A.GIANFAGNA - Kew Rovers		Blue	Emmaus Falcons	M.BERTACCO- SFX Colts
	Brown	Macleod	N.LYNCH - Macleod	2009	Gold	Ashburton	A.MULING- Emmaus Falcons
	Green	Ivanhoe	R.KURBANOUS - Ivanhoe		Brown	Macleod	B.BORLAND- Ashburton
2002	Gold	Bulleen Templestowe	M.GAZZO - Beverley Hills		Green	Bulleen Templestowe	B.LENNON- Macleod
	Brown	St Damians	J.HRAMBANIS - Camberwell		Blue	Hawthorn Citizens	J.ROBERTSON- Bulleen Temp.
	Green	St Damians	D.DEVICENTIS - St Damians		Gold	Kew Rovers	T.HARVEY-Richmond
2003	Gold	St Marys	L.SHELTON - St Damians	2010	Gold	Canterbury	D.PANOTIS- Kew
	Brown	Doncaster Heights	B.SINCLAIR - Greythorn		Green	Preston Bullants	T.WARHURST- Park Orchards
	Green	SFX Whitehorse Colts	J.REID - Balwyn		Blue	Fitzroy	I.WATTIS- Fitzroy 2
2004	Gold	Ivanhoe	J.STRUSS - Canterbury	2011	Gold	Glen Iris G	A.BURGESS- St Marys W
	Brown	St Marys	J.TRANN - Richmond		Brown	Macleod	D.CROCKER- Beverley Hills
	Green	Camberwell	N.LATSAS - Camberwell		Green	St Marys W	S.GIBBS- Ivanhoe
					Blue	Surrey Park	N.PARKER- Warrandyte
					Black	Ashburton G	N.BIGGINS- Glen Iris
							C.Barr- Ashburton

UNDER 14

Year	Section	Premiers	Best and Fairest	Year	Section	Premiers	Best and Fairest
2012	Gold	Kew 1	L.BUNKER - St Marys	2014	Gold	St Marys	C. LEON - Camberwell
	Brown	Fitzroy 1	L.WILSON - Ivanhoe		Brown	Hawthorn Citizens	K. VELIOU - Ivanhoe
	Green	Balwyn	T.MASON - Surrey Park		Green	Parkside	D. MOTT - Brunswick
	Blue	Kew Comets 2	J.MANNIX - Kew Comets		Blue	Preston Bullants	J. CIRANNA - Bulleen Temp.
2013	Black	Banyule M	G.PEMBERTON - Banyule	2015	Green	Parkside	C. KISSANE - St Marys
	Gold	Kew Rovers B	N.BOUCHER - Ashburton		Blue	Preston Bullants	L. RHODERICK - Fitzroy
	Brown	Canterbury B	M.ZUKIEWICZ - Doncaster Heights		Gold	St Marys B	J. PLEXOUSAIKIS - Surrey Park
	Green	Surrey Park	H.JOENG - Banyule		Brown	Banyule	M. ROWELL - Canterbury
2014	Blue	Kew Comets	O.DICKSON - Kew Comets		Green	Heidelberg	A.CARAFI - Banyule
					Blue	Ivanhoe B	J. BARDWELL - Whitehorse Colts
					Black	Fitzroy	J. MANIAS - Brunswick
							T. BATCHELOR - St Marys
							R. HOOPER - Glen Iris

UNDER 15

Year	Section	Premiers	Best and Fairest	Year	Section	Premiers	Best and Fairest
1997	1	St Damians	P.HARRISON - St Damians	2011	1	Ashburton R	J.IACOBACCIO - St Marys
	2	Park Orchards	G.KENNEY - Doncaster		2	Macleod	J.LOWE - Banyule
1998	1	Balwyn/Kew Rovers	S.O'MEARA - St. Damians	2012	3	Glen Iris G	T.YOUNG - Whitehorse Colts
	2	Beverly Hills	C.McKAY - Bundoora		4	Ashburton G	J.ALDREDGE - St Damians
1999	1	St Marys	S.McKENZIE-EYERS - Fitzroy	2013	1	Beverly Hills R	B.HARDWICK - Beverley Hills
	2	Bulleen Templestowe	M.CRAWFORD - St Marys		2	St Marys B	C.DUNBAR - Macleod
2000	1	Ivanhoe	G.STRAVRAKIS - Ivanhoe	2014	3	Parkside	S.SMITH - St Damians
	2	St Damians	B.MOODY - Greythorn		4	Ivanhoe B	M.SILIPO - Doncaster
2001	1	Glen Iris	P.HASSETT - Surrey Park	2015	1	Kew Comets 1	N.PARKER - Warrandyte
	2	St Damians	A.SCHEMBRI - Bundoora		2	Preston Bullants	V.ADDUCI - Camberwell
2002	1	Doncaster	R.WILLITS - St Marys	2016	3	Parkside	K.GREEN - Preston Bullants
	2	Prahran	S. BYRNE - Doncaster Heights		4	Fitzroy 2	C.McKAY - Parkside
2003	1	Bulleen Templestowe	R.PETRACCA - Park Orchards	2017	1	Fitzroy	B.HUTCHINSON - Bundoora
	2	Glen Iris	A.BENNETT - Macleod		2	Bulleen Templestowe	R.GIRVAN - Fitzroy
2004	1	St Marys	B.SINCLAIR - Greythorn	2018	3	Glen Iris	N. BOUCHER - Ashburton
	2	Hawthorn Citizens	J.REID - Balwyn		4	St Damians	L. SUMMERS - Surrey Park
2005	3	Park Orchards	A.VINEY - Park Orchards	2019	1	Kew Comets	A. CABDI - Banyule
	1	Glen Iris	J.VAN UNEN - Beverley Hills		2	Bulleen Templestowe	N. ALDRIDGE - St Damians
2006	2	Camberwell	N.LATSAS - Camberwell	2020	3	Surrey Park B	C.LEON - Camberwell
	3	Surrey Park	D.SMITH-WHITING - Heidelberg		4	Park Orchards	D. MOTT - Brunswick
2007	1	Kew Rovers	T.SNELL - St Marys	2021	5	Parade St Damians	B. RAMAGE - Parkside
	2	Ivanhoe	T.HILL - Preston Bullants				J. DE NAPOLI - North Brunswick
2008	3	Hawthorn Citizens	D.SMITH-WHITING - Heidelberg	2022			L. PANNUNZIO - Parade/St Damians
	1	Glen Iris	L.McMILLAN - Glen Iris				
2009	2	Canterbury	J.ASHBY - Canterbury	2023			
	3	Kew Comets	J.CONSIDINE - Macleod				
2010	1	Fitzroy	J.RALPH - SFX Colts	2024			
	2	Canterbury	B.McLENNAN - Fitzroy				
2011	3	Surrey Park	R.MULLINS - St Marys	2025			
	4	Ashburton	D.STEWART - Banyule				
2012	1	Ivanhoe	M.ARNOLD - Mt Waverley	2026			
	2	Preston Bullants	B.BRISCOMB - Doncaster				
2013	3	Surrey Park	N.HROVAT - Ivanhoe	2027			
	4	Whitehorse Colts	O.TSORBARIS - Macleod				
2014	1	Ivanhoe	M.MIKI - Banyule	2028			
	2	Park Orchards	M.BERTACCO - Whitehorse Colts				
2015	3	Warrandyte	H.CURNOW - Fitzroy	2029			
	4	Boroondara Hawks	T.CUTLER - Greythorn				
2016			O.WELSH - Heidelberg	2030			
			C.WAMSTEAKAR - Boroondara Hawks				

UNDER 15 GIRLS

Year	Section	Premiers	Best and Fairest
2013	U14*	Kew Rovers	I.GIETZMANN - Whitehorse Colts
2014		Kew Rovers	S. CHARAKAS - Bulleen Temp.
2015	Girls 1	Kew Comets	K. LYNCH - Kew Rovers
	Girls 2	Blackburn	E. MCKENZIE - Fitzroy
			T. MORTON - Blackburn

COLTS

Year	Section	Premiers	Best and Fairest	Year	Section	Premiers	Best and Fairest
1997	1	Doncaster	A.McQUEEN-PARTON - Camberwell	2009	1	Preston Bullants	L.BRANDT- Macleod
	2	St Damians	D.SACCO - St Damians		2	Ashburton	J.DIDIER- Beverley Hills
1998	1	St Damians 1	J.CARPENTER - Doncaster				D.HARRIS- Ashburton
			B.YOUNG- St Damians				J.TAYLOR- Camberwell
	2	Warrandyte	P.PRATT - Bundoora		3	Park Orchards	V.PARISI- Bulleen Templestowe
1999	1	St Damians	D.CULLINAN - St Damians		4	Warrandyte	S.TANSLEY- Warrandyte
	2	SFX Whitehorse Colts	C.TAYLOR - Banyule				M.WARD- Whitehorse Colts
2000	1	Macleod	M.LYONS - Bundoora	2010	1	St Marys	M.MIKI- Banyule
	2	Doncaster	T.DEMETRIQU - Doncaster		2	Warrandyte	D.GRAHAM- Boroondara Hawk
2001	1	Macleod	T.ROACH - Greythorn				E.MCCUTCHAN-
	2	Beverley Hills	D.KALVISKIS - St Damians				Boroondara Hawks
2002	1	Macleod	M.ZIKA - Fitzroy		3	Kew Colts Kangaroos	J.MUSSO- Kew Colts Kangaroos
	2	SFX Whitehorse Colts	L.NICHOLS - SFX Whitehorse Colts		4	Greythorn	J.COOPER- St Damians
2003	1	Macleod	J.DALEY - SFX Whitehorse Colts	2011	1	Ivanhoe W	J.POWICK- Banyule
	2	Ivanhoe	B.IEZZI - Canterbury/Balwyn		2	Fitzroy 1	H.CURNOW- Fitzroy
			M.KRAKOUER - Doncaster		3	Surrey Park	A.ANDERSON- Surrey Park
			R.KURBANOV - Canterbury/Balwyn		4	Doncaster	A.PERRI- St Damians
2004	1	Bulleen Templestowe	P.FLORANCE - Bulleen Templestowe	2012	1	St Marys 1	M.ITALIA - Banyule
	2	St Damians	J.CROSTHWAITE - St Damians		2	Camberwell	A.ANDERSON - Surrey Park
	3	Park Orchards	R.CARAF - Park Orchards		3	Bulleen Templestowe	J.ROBERTSON - Bulleen Temp.
2005	1	St Marys	R.CARAF - Park Orchards		4	Fitzroy 2	C.MCDOUGALL - Whitehorse Colts
	2	Ivanhoe	A.BENNETT - Macleod				J.LEONARD - Doncaster
	3	Warrandyte	C.GEORGE - Doncaster	2013	1	Fitzroy 1	L.PAVLICH - Fitzroy
2006	1	Ivanhoe	N.MILLER - Bulleen Templestowe		2	Park Orchards R	R.BRANDT - Macleod
	2	Doncaster	C.GEORGE - Doncaster		3	Beverley Hills N	M.GRIECHEN - Ashburton
	3	Balwyn	D.KENNEDY - Doncaster Heights		4	Park Orchards B	M.SILIPO - Doncaster
	4	St Marys	J.BUTLER - Doncaster	2014	1	Ashburton	M.GRIECHEN - Ashburton
			R.FRANZA - Bundoora				M.BLAKEY - St Marys
2007	1	Fitzroy	J.DIMOND- Fitzroy		2	Bulleen Templestowe	C.BROWN - Bulleen Templestowe
	2	Glen Iris Sharks	L.PICCOLO- Hawthorn Cits.		3	Glen Iris	K.GREEN - Preston Bullants
	3	Preston Bullants	J.MULING- Emmaus Wattle Park		4	Fitzroy	C.MCKAY - Parkside
	4	Banyule	J.CHIRGWIN- Doncaster	2015	1	Ivanhoe W	L.WILSON - Ivanhoe
2008	1	Preston Bullants	M.FOWLER- St Marys		2	Camberwell 1	L.AWAD - St Marys
	2	Canterbury	S.COGLAN- Park Orchards		3	Banyule	M.ZUKIEWICZ - Templestowe
	3	SFX Whitehorse Colts	M.DYSON- KGU		4	GDU Demons	M.ELLWAY - Parkside
			J.RALPH- SFX Colts				R.TAYLOR - Parade/St Damians
	4	Emmaus Wattle Park	B.WILSON- Emmaus Wattle Park				

YOUTH GIRLS

Year	Section	Premiers	Best and Fairest
2011	Youth Girls	Kew Rovers	S.PERKINS- East Burwood Devils
2012	Youth Girls	Kew Rovers	C.WILSON - Bayswater
2013	Youth Girls	Kew Rovers	T.LUCAS-RODD - East Malvern
2014	Youth Girls	East Malvern	T. LUCAS-RODD - East Malvern
2015	Youth Girls - Saturday	Bulleen Templestowe	O. MCFAWN - St Marys / C. MCFAWN - St Marys
2015	Youth Girls - Sunday	East Brighton Vampires	A. DUMAS - East Brighton Vampires

PHOTO CONTRIBUTION FROM CLUBS



PHOTO CONTRIBUTION FROM CLUBS



YARRA JUNIOR FOOTBALL LEAGUE
A.B.N. 99 078 869 953

**FINANCIAL REPORT
FOR THE YEAR ENDED
31 OCTOBER 2015**

CONTENTS

Committee's Report	40
Income Statement	41
Balance Sheet	42
Statement of Cash Flow	43
Notes to the Financial Statements	44-47
Statement by Members of the Committee	48
Auditors' Report	49
Certificate by Members of the Committee	51

YARRA JUNIOR FOOTBALL LEAGUE
A.B.N. 99 078 869 953

COMMITTEE'S REPORT

Your committee members submit the financial report of the Yarra Junior Football League for the financial year ended 31 October 2015.

Committee Members

The names of committee members throughout the year and at the date of this report are:

P. Haddad
P. Graham (resigned September 2015)
I. Gray
D. Miller
L. Langley
P. Norris
J. Hooper
A. Vickery

Principal Activities

The principal activities of the association during the financial year were:

to encourage, promote, control, arrange and develop the playing of Australian Rules Football.

Significant Changes


No significant change in the nature of these activities occurred during the year.

Operating Result

The loss for the year amounted to \$12,355 (2014 \$30,987 profit).

Signed in accordance with a resolution of the Members of the Committee.

Committee Member: 
P. Haddad

Committee Member: 
I. Gray

Dated this day of 25 November, 2015.

YARRA JUNIOR FOOTBALL LEAGUE
A.B.N. 99 078 869 953

INCOME STATEMENT
FOR THE YEAR ENDED 31 OCTOBER 2015

	Note	2014 \$	2015 \$
INCOME			
Team Entries		317,600	322,142
Umpires Fees		223,861	237,646
Sponsorship - AFL		52,705	52,705
Insurance Contributions		47,186	70,015
Apparel		75,508	48,274
Development squads		-	40,764
Canteen Sales		38,369	44,671
Other Income			
Other Income		3,272	9,430
Sponsorship Rebates		21,853	23,439
		780,354	849,086
EXPENDITURE			
Administration Costs		68,153	81,008
Canteen Sales		27,529	31,128
Operations			
Insurances		46,087	68,917
Events & Equipment		121,303	118,862
Development squads		-	51,945
Support Activities		35,439	35,438
		298,511	387,299
Umpires		283,903	298,199
Employment Expenses		114,235	133,488
Occupancy Costs		52,718	42,456
		749,367	861,441
Profit (loss) before income tax		30,987	(12,355)
Profit for the year		30,987	(12,355)
Retained earnings at the beginning of the financial year		396,088	427,075
Retained earnings at the end of the financial year		427,075	414,720

YARRA JUNIOR FOOTBALL LEAGUE
A.B.N. 99 078 869 953
BALANCE SHEET

AS AT 30 JUNE 2015

	Note	2014 \$	2015 \$
ASSETS			
CURRENT ASSETS			
Cash and cash equivalents		132,797	98,482
Trade and other receivables	2	2,358	8,082
Inventories	3	29,483	36,199
TOTAL CURRENT ASSETS		<u>164,638</u>	<u>142,763</u>
NON-CURRENT ASSETS			
Property, plant and equipment	4	263,857	276,707
TOTAL NON-CURRENT ASSETS		<u>263,857</u>	<u>276,707</u>
TOTAL ASSETS		<u>428,495</u>	<u>419,470</u>
LIABILITIES			
CURRENT LIABILITIES			
Trade Creditors		-	400
Funds Held in Trust		1,950	1,950
Input Tax Credits		(1,955)	(209)
Amounts Withheld		1,425	2,609
TOTAL CURRENT LIABILITIES		<u>1,420</u>	<u>4,750</u>
TOTAL LIABILITIES		<u>1,420</u>	<u>4,750</u>
NET ASSETS		<u>427,075</u>	<u>414,720</u>
MEMBERS' FUNDS			
Retained earnings	5	427,075	414,720
TOTAL MEMBERS' FUNDS		<u>427,075</u>	<u>414,720</u>

YARRA JUNIOR FOOTBALL LEAGUE
A.B.N. 99 078 869 953
STATEMENT OF CASH FLOWS

AS AT 30 JUNE 2015

	Note	2014 \$	2015 \$
CASH FLOWS FROM OPERATING ACTIVITIES			
Receipts from operations		718,282	843,362
Payments to suppliers		<u>(757,962)</u>	<u>(865,580)</u>
Net cash provided by used in operating activities	6.	<u>23,520</u>	<u>(22,218)</u>
Funds invested in capital projects			
Lights – Bulleen Park & Koonung		-	(12,097)
Net increase (decrease) in cash held		23,520	(34,315)
Cash at beginning of financial year		<u>109,277</u>	<u>132,797</u>
Cash at end of financial year		<u><u>132,797</u></u>	<u><u>98,482</u></u>

YARRA JUNIOR FOOTBALL LEAGUE
A.B.N. 99 078 869 953

NOTES TO THE FINANCIAL STATEMENTS
FOR THE YEAR ENDED 31 OCTOBER 2015

1 Statement of Significant Accounting Policies

This financial report is a special purpose financial report prepared in order to satisfy the financial reporting requirements of the Associations Incorporation Act . The committee has determined that the association is not a reporting entity.

The financial report has been prepared on an accruals basis and is based on historic costs and does not take into account changing money values or, except where specifically stated, current valuations of non-current assets.

The following significant accounting policies, which are consistent with the previous period unless otherwise stated, have been adopted in the preparation of this financial report.

Income Tax

The Yarra Junior Football League is a non-profit association and, as a Community Service Organisation, is exempt from income tax.

Property, Plant and Equipment (PPE)

Leasehold improvements and property and equipment are carried at cost less the relevant depreciation. Leasehold improvements have not been amortised.

The depreciable amount of all PPE is depreciated over the useful lives of the assets to the association commencing from the time the asset is held ready for use.

Cash and Cash Equivalents

Cash and cash equivalents include cash on hand, deposits held at-call with banks, other short-term highly liquid investments with original maturities of three months or less, and bank overdrafts. Bank overdrafts are shown within borrowings in current liabilities on the balance sheet.

Revenue and Other Income

Revenue is measured at the fair value of the consideration received or receivable after taking into account any trade discounts and volume rebates allowed. Any consideration deferred is treated as the provision of finance and is discounted at a rate of interest that is generally accepted in the market for similar arrangements. The difference between the amount initially recognised and the amount ultimately received is interest revenue.

Interest revenue is recognised using the effective interest rate method, which for floating rate financial assets is the rate inherent in the instrument.

Revenue recognition relating to the provision of services is determined with reference to the stage of completion of the transaction at the end of the reporting period and where outcome of the contract can be estimated reliably. Stage of completion is determined with reference to the services performed to date as a percentage of total anticipated services to be performed. Where the outcome cannot be estimated reliably, revenue is recognised only to the extent that related expenditure is recoverable.

YARRA JUNIOR FOOTBALL LEAGUE
A.B.N. 99 078 869 953

NOTES TO THE FINANCIAL STATEMENTS
FOR THE YEAR ENDED 31 OCTOBER 2015

All revenue is stated net of the amount of goods and services tax (GST).

Goods and Services Tax (GST)

Revenues, expenses and assets are recognised net of the amount of GST, except where the amount of GST incurred is not recoverable from the Australian Tax Office. In these circumstances the GST is recognised as part of the cost of acquisition of the asset or as part of an item of expense. Receivables and payables in the balance sheet are shown inclusive of GST.

YARRA JUNIOR FOOTBALL LEAGUE
A.B.N. 99 078 869 953

NOTES TO THE FINANCIAL STATEMENTS
FOR THE YEAR ENDED 31 OCTOBER 2015

	2014 \$	2015 \$
2 Trade and Other Receivables		
Current		
Trade Debtors	2,358	8,082
The association does not hold any financial assets whose terms have been renegotiated, but which would otherwise be past due or impaired.		
3 Inventories		
Current		
Stock on Hand	29,483	36,199
4 Property, Plant and Equipment		
Leasehold Improvements		
Lights	25,000	25,000
Coaches Box	3,140	3,140
Control Room	13,217	13,217
Pavilion	200,000	200,000
Lights – Bulleen No 1	-	4,597
-Koonung	-	7,500
Total Leasehold Improvements	241,357	253,454
Scoreboard	25,084	25,084
Equipment -PA	5,516	6,269
Office Furniture & Equipment	9,142	9,142
Furniture & Fittings	29,864	29,864
Total Plant and Equipment	69,606	70,359
Less Accumulated Depreciation	(47,106)	(47,106)
Total Plant and Equipment	22,500	23,253
Total Non-Current Assets	263,857	276,707

YARRA JUNIOR FOOTBALL LEAGUE
A.B.N. 99 078 869 953

NOTES TO THE FINANCIAL STATEMENTS
FOR THE YEAR ENDED 31 OCTOBER 2015

	2014 \$	2015 \$
5 Retained Earnings		
Retained earnings at the beginning of the financial year	396,088	427,075
Net profit attributable to the association	30,987	(12,355)
Retained earnings at the end of the financial year	<u>427,075</u>	<u>414,720</u>
6 Cash Flow Information		
Reconciliation of Cash Flow from operations		
With profit for year:		
Profit (Loss) for year	30,887	(12,355)
Non-cash charges added back		
Depreciation	<u>11,699</u>	<u>-</u>
Changes in Assets and Liabilities:		
Decrease (increase) in receivables	928	(5,724)
(Increase) decrease in inventories	(10,927)	(6,716)
Increase (decrease) in liabilities	(5,605)	3,330
(Increase) decrease in non-current assets	<u>(3,562)</u>	<u>(753)</u>
Net cash provided by (used in) operations	<u>23,520</u>	<u>(22,218)</u>

YARRA JUNIOR FOOTBALL LEAGUE
A.B.N. 99 078 869 953

STATEMENT BY MEMBERS OF THE COMMITTEE

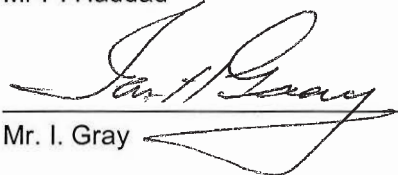
The committee has determined that the association is not a reporting entity and that this special purpose financial report should be prepared in accordance with the accounting policies outlined in Note 1 to the financial statements.

In the opinion of the committee the financial statements as set out on pages 1 to 7:

1. Presents a true and fair view of the financial position of Yarra Junior Football League as at 31 October 2015 and its performance for the year ended on that date.
2. At the date of this statement, there are reasonable grounds to believe that Yarra Junior Football League will be able to pay its debts as and when they fall due.

This statement is made in accordance with a resolution of the Committee and is signed for and on behalf of the Committee by:

President: 
Mr P. Haddad

Treasurer: 
Mr. I. Gray

Dated this day of 25 November, 2015.

**INDEPENDENT AUDITOR'S REPORT
TO THE MEMBERS OF YARRA JUNIOR FOOTBALL LEAGUE
A.B.N. 99 078 869 953**

Report on the Financial Report

We have audited the accompanying financial report, being a special purpose financial report of Yarra Junior Football League (the association), which comprises the balance sheet as at 31 October 2015, and the income statement, a summary of significant accounting policies, other explanatory notes and the statement by members of the committee.

Committee's Responsibility for the Financial Report

The committee of the association is responsible for the preparation and fair presentation of the financial report and have determined that the accounting policies described in Note 1 to the financial statements, which form part of the financial report, are consistent with the financial reporting requirements of the Associations Incorporation Act and are appropriate to meet the needs of the members. The committee's responsibility also includes designing, implementing and maintaining internal control relevant to the preparation and fair presentation of the financial report that is free from material misstatement, whether due to fraud or error; selecting and applying appropriate accounting policies; and making accounting estimates that are reasonable in the circumstances.

Auditors' Responsibility

Our responsibility is to express an opinion on the financial report based on our audit. No opinion is expressed as to whether the accounting policies used, as described in Note 1, are appropriate to meet the needs of the members. We conducted our audit in accordance with Australian Auditing Standards. These Auditing Standards require that we comply with relevant ethical requirements relating to audit engagements and plan and perform the audit to obtain reasonable assurance whether the financial report is free from material misstatement.

An audit involves performing procedures to obtain audit evidence about the amounts and disclosures in the financial report. The procedures selected depend on the auditors' judgment, including the assessment of the risks of material misstatement of the financial report, whether due to fraud or error. In making those risk assessments, the auditors consider internal control relevant to the entity's preparation and fair presentation of the financial report in order to design audit procedures that are appropriate in the circumstances, but not for the purpose of expressing an opinion on the effectiveness of the entity's internal control. An audit also includes evaluating the appropriateness of accounting policies used and the reasonableness of accounting estimates made by the committee, as well as evaluating the overall presentation of the financial report.

The financial report has been prepared for distribution to members for the purpose of fulfilling the committee's financial reporting obligations under the Associations Incorporation Act. We disclaim any assumption of responsibility for any reliance on this report or on the financial report to which it relates to any person other than the members, or for any purpose other than that for which it was prepared.

We believe that the audit evidence we have obtained is sufficient and appropriate to provide a basis for our audit opinion.

Independence

In conducting our audit, we have complied with the independence requirements of Australian professional ethical pronouncements.



**INDEPENDENT AUDITOR'S REPORT
TO THE MEMBERS OF YARRA JUNIOR FOOTBALL LEAGUE
A.B.N. 99 078 869 953**

Emphasis of Matter


Without qualifying our opinion, we draw attention to the fact that included in the assets of the Association are leasehold improvements at a cost amounting to \$253,454. No amortization has been charged in respect of these improvements.

Auditors' Opinion

In our opinion, the financial report of Yarra Junior Football League presents fairly, in all material respects the financial position of Yarra Junior Football League as of 31 October 2015 and of its financial performance for the year then ended in accordance with the accounting policies described in Note 1 to the financial statements, and the Associations Incorporation Act .

Name of Firm: CWS Sincock & Co.
Chartered Accountants

Name of Partner:



Mr R. Sincock

Address: Level 4, 112 Wellington Parade, East Melbourne, Victoria, 3002

Dated this day of 25 November, 2015.


YARRA JUNIOR FOOTBALL LEAGUE
A.B.N. 99 078 869 953

CERTIFICATE BY MEMBERS OF THE COMMITTEE

I, Mr P. Haddad of certify that:

- (a) We are members of the committee of Yarra Junior Football League.
- (b) We attended the annual general meeting of the association held on.
- (c) We are authorised by the attached resolution of the committee to sign this certificate.
- (d) This annual statement was submitted to the members of the association at its annual general meeting.

Committee Member: 
Mr P. Haddad

Committee Member: 
Mr I Gray

Dated this day of 25 November, 2015.

PHOTO CONTRIBUTION FROM CLUBS

