

Presented at
THE ANNUAL GENERAL MEETING
3 December 2014
7.30 pm
BULLEEN PARK
Bulleen Road, Bulleen



YARRA JUNIOR FOOTBALL LEAGUE

NOTICE OF MEETING

The eighteenth Annual General Meeting of the Yarra Junior Football League will be held at Bulleen Park on Wednesday 3 December 2014 at 7.30 p.m.

BUSINESS

To confirm the Minutes of the seventeenth Annual General Meeting held on 20 November 2013; to receive and consider the eighteenth YJFL Annual Report and Financial Statement, Election of Office Bearers, Statement of Rules and By Law Changes, General Business.

YJFL OFFICE BEARERS - SEASON 2014

President	Mr P Haddad
Vice President, Board Member - Umpires	Mr P Graham
Board Member - Conduct	Ms L Langley
Board Member - Football	Mr D Miller
Board Member - Club Relations	Mr A Vickery
Board Member - Sponsorship	Mr P Norris
Board Member - Manager Finance	Mr I Gray
Board Member - Female Football	Mr J Hooper

CLUB - DIRECTORS

Ashburton United JFC	Mr S Brownhill
Balwyn JFC	Mr A Wells
Banyule JFC	Mr B Hunt
Beverley Hills JFC	Mr A Phillips
Blackburn JFC	Mr C Smith
Boroondara Hawks JFC	Mr J Borland
Brunswick JFC	Mr R McKenzie
Bulleen Templestowe Districts JFC	Mr M Agrotis, Mr D Sticca
Bundoora JFC	Mr A Drossinis
Camberwell JFC	Mr G Jackson
Canterbury JFC	Mr J Rutledge
Chirnside Park JFC	Mr M Parry
Doncaster JFC	Mr P Silipo
Doncaster Heights JFC	Mr D Moulder
East Malvern JFC	Mr M Gauci
Fitzroy JFC	Mr D Williams
Glen Iris JFC	Mr R Bryan
Greythorn JFC	Mr R Martin
Hawthorn Citizens JFC	Mr P Bennett
Healesville JFC	Mr G Moore, Ms K Wilson
Heidelberg JFC	Ms K White
Ivanhoe JFC	Mr T Mulcahy
Kew JFC	Mr T Harkness
Kew Rovers JFC	Mr P Lane
Macleod JFC	Mr R Thompson
North Brunswick JFC	Mr P Gargano
Park Orchards North Ringwood Parish JFC	Mr M Powell
Parkside JFC	Mr T Carrigg
Preston Bullants JFC	Mr P Kerin
Richmond JFC	Mr S Beer
Seville FC	Mr H Van Veen
St Damians JFC	Mr P Perri
St Mary's Greensborough JFC	Mr D Harris
Surrey Park JFC	Mr R Sutherland
Warrandyte JFC	Mr M Nitschinsk
Whitehorse Colts JFC	Mr A Bertacco

YARRA JUNIOR FOOTBALL LEAGUE

LEAGUE PATRON

Mr David Parkin

INDEPENDENT TRIBUNAL CHAIRMAN

Mr M. Matheou

CONDUCT INVESTIGATION TRIBUNAL CHAIRMAN

Mr W. Tyrrell

JUDICIAL PANEL

The following members participated on the Investigation Hearing Committee
or Independent Tribunal in 2014:

T Cleary, N Cust, D Holmes, G Laurie, M Moran, C Pearson, D Tindale

REPRESENTATIVE TEAM COACHES

Brett Davidson, Jeff Hooper, Michael Wigg, Anthony Phillips, Joe Mezgec, Maddy Haydar, Ben Friggi,
Michael Tomaro.

UMPIRES MANAGER

Mr. David Hannan

LIFE MEMBERS

Mr. S. Arnold	Mr L Bale	Mr. A. Beames	Mr. L. Berner
Mr. C. Blain	Mr. J. Broadford	Mr. D. Boyd	Mr. K. Bursill
Mr D. Charter	Mr. T. Cleary	Mr A. Connolly	Mr. N. Cust
Mr. R. Digney (dec)	Mr D. Doherty	Mr. D. Dozzi	Mr. J. Edwards
Mr L.Fehr	Mr. B. Frayne	Mrs. S. Frayne	Mr. S. Gitsos (dec)
Mr A. Grace	Mr T. Gray	Mr. I. Gray	Mr P. Haddad
Mr. P. Hansen	Mr. J. Hunter	Mr. R. Ibbott	Mr. C. Jackson
Mr. J. Jenkins (dec)	Mr. R. Johnston	Mrs. W. Johnston	Mr. W Johnston (dec)
Mr. R. Langdon	Mr R. Leahy	Mr. P. Mannes	Mr. I. Marsden
Mr. G. Mathews	Mr. R. Metcalf	Mr A. Mills	Mr D. Mongan
Mr R. Morrison	Mr. L. Newham (dec)	Mr L. Quarrel	Mr. D. Ramsay
Mr R. Rennison	Mr. L. Robertson	Mr, G. Rowland	Mr J. Rudland
Mrs M.Seaburgh (dec)	Mr. P. Smyth	Mr S. Stevens	Mr. J. Tasker
Mr. J. Tyrrell	Mr. W. Tyrrell	Mr W. Urwin	Mr W. Wallace
Mr. J. Webb	Mr. D. White	Mr. K. Wright (dec)	Mr. D. Wyatt

LEAGUE STAFF

General Manager – Peter Nicholls

Football Operations Manager – Shaun Dowling

Finance Manager – Michelle Pantano

P O Box 434 Bulleen Plaza 3105.

Phone: (03) 98506615 Fax: (03) 98507141

Email: admin@yarrajfl.org.au

Website Address: www.yarrajfl.org.au



PRESIDENT'S REPORT — SEASON 2014

Another highly successful year has been completed with a record 9,300 players playing junior football in the YJFL. Significantly, 740 females are now participating and bringing with them a new meaning to community football. It is pleasing to see the increased involvement of whole families in YJFL clubs.

There was a significant increase in the number of teams entered in the Yarra Junior Football League in 2014 with the total number of teams growing from 373 in 2013 to 397 in 2014. This was well above the average increase in growth driven largely by the rapid growth of the female football section of the League. The number of girls teams has grown from 12 in 2012 to 17 in 2013 to 31 in 2014. Projected increases for 2015 indicate there will be well over 50 teams next season.

The YJFL continues to provide a Youth Girls (Under 18) competition for clubs from surrounding leagues who, along with our own Youth Girls teams, help to make up a very strong competition. The YJFL is happy to provide this service for the eastern part of Melbourne to ensure that female football continues to flourish in the region..

On the last weekend in August the League held 38 grand finals at thirteen venues with very few problems and large crowds attending. Clubs that are willing to host finals provide a great service to the League and the effort that is put in by clubs in this area is very much appreciated. This season it was very pleasing to see teams from most clubs participating in the finals, with premierships shared between twenty four clubs.

During the season the League introduced its new Junior Match Guidelines which will be used in the Under 8, Under 9 and Under 10 age groups next season. This will see a gradual introduction into competitive football for our young players, and I have been grateful for the cooperation of clubs who have embraced the new philosophy and approach overwhelmingly.

LEAGUE PATRON

David Parkin OAM has been our Patron for a number of years now and has been of great support as and when required. David, thank you for your wise counsel from time to time and for attending various YJFL functions throughout the year.

THE BOARD

As President of Yarra Junior Football League I sincerely appreciate the support and friendships that have developed over a very long period of time. Having been involved with the YJFL since its inception eighteen years ago and being involved for twelve months prior to that with the merger committee, it is with great pride that I look back at what the Board and our member clubs have achieved in that time. None of the achievements would have happened without a massive input from all of our predecessors and the many thousands of loyal volunteers, particularly those that are prepared to “get their hands dirty” and not sit on pedestals hoping someone else will do the work.

I am very proud of the competency and integrity of the current Board of the YJFL and it is a most cohesive and cooperative group of individuals all with high quality talents in their fields of responsibility.

The current Board has served the League very well to create the very best possible environment for our members to play football in and as President it is important for the current Board members to continue their work for at least the next 12 months.

The YJFL board members have always been prepared to work at the coalface and this should never change. Whilst we have a very competent General Manager in Peter Nicholls and Football Operations Manager in Shaun Dowling, the Board must be seen as one group of individuals who are prepared to associate with all our members irrespective of which geographic area of the League they come from. We have a wide diversity of people, cultures, religions and personalities and as a Board we must always be able to communicate across the entire YJFL community.

Being a Board member of the YJFL is not an entitlement nor a given right and it should be viewed as an honor and privilege to serve such a massive young community. No Board member position should be taken for granted and it should be clearly understood that the responsibilities we all carry are enormous—some of those responsibilities go far beyond the footy field and my personal experiences over the past couple of years have taken me into unknown fields, however seeing how the lives of four young men have changed for the better has made me appreciate even more the responsibilities that we carry.

PRESIDENT'S REPORT — SEASON 2014

The strategic plan is now complete and provides a vision and plan of action for the next five years and will further cement our standing in the community as the premier junior football league which provides the very best possible environment for our youth to play the game. Going forward it should not matter how big we are but more importantly how good we are—after all that is the best measure of success.

To each and every Board member (present and past) thank you for your support, co-operation and confidence in my direction, and I would like to acknowledge all current Board members individually.

Peter Graham (Vice President and Umpires)

As Vice President Peter has always been invaluable in his support and co operation in every matter which comes across my desk. It is important to be able to communicate freely on all relevant matters to ensure the reputation of the League is not tarnished in any way.

Peter's responsibility with the Umpiring Department is a very significant role and he has brought about a completely new era to this area over recent years - the umpires as a group are now part of the YJFL family in much the same manner as a member club. I am grateful for his support as Vice President of the League and for bringing the umpiring group closer to the broader YJFL community.

Thank you Peter for your friendship and support to run this great organisation.

David Miller (Football)

David has a fantastic football background as a player and coach both at senior and junior level. His efforts with the the Championship teams during 2014 has been significant in introducing a broader approach to the way we run the program. David has overseen the Junior Development Programs for Under 11, Under 12 and Under 13 age groups and Girls which have been very popular with players and clubs. It has always been our intention to reach out to a broader group of our members to offer them opportunities to learn to play the game better and the commencement of the development programs recently is just the start of what we intend to achieve over the next five years.

Thank you David, for finally getting the development program off the ground.

Lesley Langley (Conduct)

This has been Lesley's first year with responsibility for conduct and she has kept a very close eye on the various issues which arise from our games each Sunday throughout the League. This is a most difficult role in that our main aim is to keep the youth playing football but at the same time making them responsible for their actions. Lesley's ability to communicate professionally at all levels has ensured the integrity of the League is maintained. She has also made significant contribution to all other areas as and when required.

Thank you Lesley, for your invaluable contribution.

Alan Vickery (Club Relations)

In Alan's first year he has made a valuable contribution as a link between the Board and the Clubs through his weekly visits to club venues. I managed to visit several clubs during the year with Alan and it was very pleasing to see the level of communication conducted in a friendly manner. Alan has also made valuable input to various other areas of the League activities and I am very pleased that Alan joined the Board.

Thank you Alan for representing the YJFL in such a professional manner.

Ian Gray (Finance)

Ian has taken responsibility for finance this year in conjunction with Michelle Pantano our League Finance Manager. The financial affairs of the League are significant and time consuming and have always been maintained to the highest standard. Ian is also a very significant member of the Board and makes a valuable contribution right across the League. His presence at Bulleen Park every Sunday is greatly appreciated as he has become the focal point for clubs playing games there every week.

Thank you Ian for everything you do to make the YJFL a better organisation with which to be involved.

Peter Norris (Sponsorship)

Peter in his first year with the Board has been very active in seeking a major sponsor for the League and has explored many opportunities with the expectation of signing up a large company in the near future.

PRESIDENT'S REPORT — SEASON 2014

Peter's contacts with the CEO's of Australia is significant and we appreciate the work he has put in this year to promote the YJFL name.

Thank you Peter for your efforts to date and we all extend our condolences for the passing of your father recently in the UK.

Jeff Hooper (Female Football)

In Jeff's first year on the Board he has provided a focus and much drive and enthusiasm for female football in the YJFL. Jeff's commitment to football is incredible and he is much admired by all the female teams playing in the YJFL, particularly those teams from clubs of other leagues which are not running female football. His role with the Championship teams is very important to the League and he is always a very willing contributor to all areas of the YJFL activities.

Thank you Jeff for your time, effort and professional input.

Reports

1. FINANCE

Michelle Pantano continues to manage the League finances keeping accurate records, provided valuable reports to the Board and General Manager, and meeting all statutory requirements. As the League continues to grow and the financial responsibilities increase, Michelle's commitment and attention to detail have proved invaluable.

The League's financial statements and independent auditors report are at the back of this annual report.

The League continues to be in a good financial position requiring careful planning with the growth we are experiencing. The excess profit will be used to continue the summer programs including coaching, staff, uniforms and equipment and also the day to day running of the office and staff in preparation for the 2015 season.

We thank our sponsors and the AFL for their financial support for the League/clubs endeavours to develop the junior footballers. Thank you to the volunteer club treasurers for the important work you do. It is a very demanding position which involves integrity and consistency.

2. FOOTBALL

This year has been another successful one on and off the field. With 95% of all clubs playing finals this year and our girl's football growing at a staggering rate we can look forward to further success next year and beyond.

This year in the AFL Victorian Metropolitan Championships we had some great results with the Under 16 Girls 1 and Under 15 Division 2 teams successful in winning their grand finals, and therefore the championships. The League was very proud of all teams who played in the championships and those who did not make the grand finals were very unlucky not to be there.

In the Under 13 Interleague teams, also had success, with both winning their shields in the tri-series with South Metro Juniors and South East Juniors on the Queens Birthday weekend, and we look forward to those boys playing at the next level in season 2015.

Special thanks must go to all the representative team coaches and their dedicated support staff for without these people our League would not be where it is today.

3. CLUB RELATIONS

It has been the objective of the League for some years to have Board Members make visits to the clubs on match day. This season new Board Member Alan Vickery took this on as one of his regular duties, to meet with the club President on match day in the club's environment. While it was not possible to meet with every club, contact was made with many Presidents and Committee members with the purpose being to understand a little more about the individual clubs and their issues.

It was gratifying to see and to hear that overwhelmingly clubs are well run, professional and forward thinking in their management, and that there was regular two-way communication with the League. Alan looks forward to continuing this initiative in 2015, and reacquainting with the Presidents on a club by club basis.

PRESIDENT'S REPORT — SEASON 2014

4. PRESENTATION NIGHT

Presentation Night at the Centre Ivanhoe was again well attended with two full sessions on the Tuesday before our Grand Finals. Many thanks to our guest speakers Simon Hogan a former Geelong premiership player, and to the ex YJFL now TAC Cup players from Oakleigh Chargers and Northern Knights for assisting with the presentations. Congratulations to all trophy and certificate winners on the night.

5. COLTS GRAND FINAL BREAKFAST

On YJFL Grand Final Day our traditional Grand Final Breakfast at the Manningham Club was again a great success with a crowd of over 200 in attendance. David Doherty OAM was MC again in what he insisted was his farewell performance, and again entertained the crowd. Many thanks to our guest speaker Adam Pattison, formerly of Richmond, St Kilda and Hawthorn. Thanks also to the official guests for attending including representatives of local councils, TAC clubs and AFL Victoria.

6. CONDUCT

2014 has been a pleasing year from a conduct point of view, and the clubs are congratulated on their efforts in maintaining the high standards for which the YJFL is widely regarded.

Seventeen players and two officials appeared before the Independent Tribunal this season, compared with 19 players and five officials in 2013. There were four Conduct Investigation Tribunals compared with three in 2013. Given the thousands of matches that are played in a season these figures show that maintaining good behaviour both on and off field is a high priority for our clubs.

Many thanks must go to our experienced and hard working Judicial Panel members, ably led by Mathew Matheou (Independent Tribunal) and Wally Tyrrell (Conduct Investigation Tribunal), all who willingly gave up their time to assist us with conduct issues.

In 2015 we will continue to work closely with the clubs to assist in keeping Tribunal appearances to a minimum by ensuring the League By Laws are well understood, most particularly by match officials (Coach, Team Manager etc.), and that behaviour is monitored effectively both on and off

field. This will be done through our regular meetings with clubs, coach and team manager information sessions, regular email updates and reminders, and visits by Board members and other League officials at matches. Clubs will also be encouraged to further develop and maintain good intra- and inter-club conflict resolution policies. Our aim is to ensure all our young players can participate in their matches in a safe and sportsmanlike environment, and that our umpires, the majority of whom are young themselves, can perform their roles in a respectful atmosphere.

7. FEMALE FOOTBALL

For the YJFL the 2014 season in Girls footy was a successful one with a record number of 31 teams playing in three grades, Under 12, Under 15 and Under 18. St Mary's won the Girls Under 12 flag, with Kew Rovers winning the first Under 15 one and East Malvern their first Under 18 premiership. Naturally, congratulations to those clubs but also to the other teams that enjoyed a competitive, enjoyable and rewarding year of footy.

Yarra was invited by AFL Victoria to enter two teams into the Under 16 Youth Girls Metropolitan Championships in 2014, the only League to do so. The success of both teams finishing in top four spots was a highlight culminating in Team 1 winning the championship. We have competed in the last four Youth Girls Championships, been grand finalists in the last three and won the last two flags. This success gives an opportunity for the girls to have a more elite footy experience, achieve success where club footy success may not be achieved, and develop as people.

Looking forward, whilst the U18's are in their fourth year of existence, the under 12 and 15 competitions are younger and overall the league is very much in a development phase of its Girls footy strategic plan. Female footy is the fastest growing sport in Australia and we boast the largest female competition. Whilst there remains a strong emphasis on participation, safety and fun, 2015 will see a greater emphasis on game and player development with the appointment of two female footy development officers to the league, Rebecca Privitelli and Maddy Haydar, and we encourage all present and future players to get along to our development clinics in January/February 2015 and look forward to more players in more teams next year!

PRESIDENT'S REPORT — SEASON 2014

8. UMPIRES

Over three hundred umpires for the first time, ongoing positive feedback and high morale from the older group to the newest umpire.

However, changes to game rules for Under 8, Under 9 and especially Under 10's in 2015 means we can't rest on our laurels. It will be imperative that the umpire group are well trained in these changes because part of their role will be to help Club officials if need be and when required. Also with more umpires available then we will be looking to help clubs further with Under 10 umpiring by replacing the current Supplementary umpire when a Club is having difficulty supplying one.

These changes mean it is mandatory for any Club Supplementary umpire to attend training at least twice before the 2015 season starts.

While we've had good growth in umpire numbers over the past few years we were reluctant to plan based on this alone. However, with numbers now growing for over three years I am confident that the comradery; quality of training and support; potential career paths; four training centres; exposure to situations that require, and develop, real leadership skills; and some extra pocket money will maintain our numbers and help our planning for some time to come.

Our growth has come mainly by providing a good umpiring experience that, in turn, has led our umpires to recommending us to their friends. To all, keep up the great work.

To the Umpire Panel a big thank you. David Hannan as Umpire Manager and Julian Murphy as Head Coach, also at Bulleen: John Taylor, Guy Hexter, John Chilia, Sam Lefebvre, Ryan O'Shea and Frank Palermo. At Ashburton: Zac Schloeffel, Sebastian Purcell and Andrew Everett. At Camberwell Grammar: Julian Murphy and Andrew Gillies. At Ivanhoe Grammar: Tristan Harding.

Finally, the Umpire's Association. The help given to the umpire panel has added significantly to the smooth operation and growth of the umpire department. I look forward to the Association continuing to help build the YJFL umpiring experience again in 2015.

And to all our umpires, well done. Each of you made the overall group better by being part of it. Have a good off- season, Christmas and New Year. I look forward to seeing you in again 2015.

9. LEAGUE MANAGEMENT

This season we appointed a new Football Operations Manager in Shaun Dowling. Shaun has fitted in well to the YJFL team, and many clubs will testify that his helpful and caring approach is a great benefit to the League. Thank you Shaun for very quickly adapting to the YJFL lifestyle and cooperating closely with Peter Nicholls and all Board members.

Peter Nicholls, our League General Manager, has an incredible knowledge of everything the League does and is highly regarded by our member clubs. Peter's commitment, whatever time it takes, is without question and the Board is very grateful for your expertise, professionalism and huge workload which you take on during the year.

As President I work closely with Peter and Shaun on a daily basis and I am very grateful for your support and attitude as we manage the YJFL affairs.

General Manager Peter Nicholls has asked me to pass on his thanks for the support given to him and Shaun by the Board members, the Umpires Panel and the various local councils. In particular, he would like to thank the Manningham City Council staff including Barb Giotto and Zac Anver for the way in which they go out of their way to support our League. Peter also wishes to thank the club officials who are always cooperative and helpful in the day to day management of the League. When problems arise from time to time, he finds that the willingness of club Presidents, Secretaries and Directors to work together with the League to solve them is outstanding.

PRESIDENT'S REPORT — SEASON 2014

THANKS

Thank you to all to all the volunteers and parents in the clubs who often go unrecognised but without whom we would not have the reputation of being a successful and vibrant League which we now enjoy.

I would like to thank the players of the League for their avid participation and obvious enjoyment of playing our great game and I hope that you continue on with your football over the coming years. For those of you who have reached the age where you are leaving junior football, I wish you every success in the future and trust you will look back fondly on your years in the Yarra Junior Football League in the years to come.

As I reflect on the season just gone, I am mindful of the huge efforts put in by people all over the League to ensure that the children of the League have the best possible experience of football. Thank you all for that.

I would like to extend my best wishes for Christmas and the holiday season and we look forward to another great season in 2015.

Peter Haddad
President

PHOTO CONTRIBUTION FROM CLUBS



LIST OF ATTACHMENTS

ATTACHMENT	SUBJECT	PAGE
A	YJFL Clubs/Teams	12
B	Player Registrations	13
C	Ladders After Final Round	14-17
D	Premier Teams	18
E	Grand Finals – Scores	19
F	Best & Fairest Winners	20-21
G	Interleague – Coaches/Scores	22
	Under 13 Black & Teal Teams	23
H	AFL Victoria Metropolitan Junior	24-28
	Under 14 Division 1 & 2 Teams	25
	Under 15 Division 1 & 2 Teams	27
	Youth Girls Under 16 1 & 2 Teams	28
I	Game Milestones	29
	150 Games	
	200 Games	
J	Colts Team of the Year	30
K	Financial Statements	33-43

CLUBS	Tackers	Under 10	Under 11	Under 12	Under 13	Under 14	Under 15	Colts	Youth Girls	U/15 Girls	U/12 Girls	Total 2014	Total 2013
Ashburton	6	4	5	4	3	2	2	3	0	0	0	29	27
Balwyn	3	2	2	1	1	1	0	0	0	0	0	10	8
Banyule	4	1	1	1	1	2	1	1	0	1	2	15	13
Beverley Hills	2	1	2	2	1	1	1	2	0	0	0	12	13
Blackburn	0	0	0	0	0	0	0	0	0	1	1	2	0
Boroondara Hawks	0	0	0	0	0	0	1	1	0	0	0	2	1
Brunswick	2	1	1	1	1	1	0	0	0	0	0	7	5
Bulleen/Temp.	2	1	2	1	1	1	1	1	1	1	1	13	12
Bundoora	1	2	1	1	1	1	0	1	0	0	0	8	8
Camberwell	5	2	3	2	2	2	2	1	0	0	1	20	19
Canterbury	3	2	2	2	2	1	0	0	0	0	0	12	12
Chirnside Park	0	0	0	0	0	0	0	0	1	0	0	1	1
Doncaster	1	1	1	1	0	2	0	1	0	0	0	7	7
Doncaster Hts.	2	1	1	0	1	0	1	0	0	0	0	6	7
East Malvern	0	0	0	0	0	0	0	0	1	0	0	1	1
Fitzroy	2	3	3	2	2	2	3	2	1	1	1	22	19
Glen Iris	4	3	3	3	2	2	1	1	0	1	1	21	20
Greythorn	2	2	1	1	1	0	1	0	0	0	0	8	10
Hawthorn Cits.	5	3	3	3	2	2	0	0	0	0	0	18	18
Healesville	0	0	0	0	0	0	0	0	1	0	0	1	1
Heidelberg	3	2	2	2	2	0	0	1	0	0	0	12	9
Ivanhoe	2	2	1	2	2	2	2	2	0	1	1	17	14
Kew	4	3	2	2	2	1	1	1	0	1	1	18	19
Kew Giants	0	0	0	0	0	0	0	0	0	0	0	0	1
Kew Rovers	3	1	1	2	1	1	1	0	1	1	0	12	12
Macleod	1	0	1	1	1	1	1	2	0	0	0	8	9
North Brunswick	1	1	0	1	0	1	0	0	0	0	0	4	3
Park Orchards	3	2	3	2	2	1	2	2	0	0	0	17	19
Parkside	2	1	1	1	1	1	1	2	0	0	0	10	9
Preston Bullants	1	1	1	1	1	1	1	1	0	0	0	8	7
Richmond	2	1	1	1	1	1	0	0	0	0	0	7	7
Seville	0	0	0	0	0	0	0	0	1	0	0	1	1
St Damians	1	0	0	1	0	1	1	1	1	0	0	6	6
St Marys	4	3	3	2	3	3	2	2	1	1	1	25	22
Surrey Park	3	2	2	2	1	2	1	1	0	0	0	14	13
Warrandyte	2	1	1	1	2	1	1	1	0	0	0	10	8
Whitehorse Colts	1	2	1	2	1	1	1	1	1	1	1	13	12
Total	77	51	51	48	41	38	29	31	10	10	11	397	373

REGISTRATIONS CLUB	PLAYERS			TEAMS		
	2014	2013	2012	2014	2013	2012
Ashburton	663	620	580	29	27	25
Balwyn	217	190	174	10	8	7
Banyule	336	300	276	15	13	12
Beverley Hills	289	294	308	12	13	13
Blackburn	44			2		
Boroondara Hawks	64	33	97	2	1	3
Brunswick	159	120	99	7	5	4
Bulleen/Temp.	288	267	250	13	12	10
Bundoora	177	193	173	8	8	7
Camberwell	484	456	429	20	19	18
Canterbury	265	264	295	12	12	12
Chirnside Park	26	26	26	1	1	1
Doncaster	175	190	184	7	7	7
Doncaster Hts.	139	176	193	6	7	8
East Malvern	20	22	17	1	1	1
Fitzroy	552	462	460	22	19	18
Glen Iris	531	471	509	21	20	20
Greythorn	173	252	260	8	10	11
Hawthorn Cits.	414	416	345	18	18	14
Healesville	17	23	20	1	1	1
Heidelberg	263	209	170	12	9	7
Ivanhoe	381	350	374	17	14	15
Kew	409	411	402	18	19	18
Kew Rovers	270	271	273	12	12	12
Macleod	180	217	271	8	9	11
North Brunswick	93	65	51	4	3	2
Park Orchards	395	383	403	17	18	18
Parkside	246	228	192	10	9	8
Preston Bullants	218	197	192	8	7	7
Richmond	185	180	189	7	7	6
Seville	25	19	27	1	1	1
St Damians	148	134	227	6	6	10
St Marys	537	506	535	25	22	23
Surrey Park	315	298	282	14	13	11
Warrandyte	216	213	215	10	9	9
Whitehorse Colts	317	290	263	13	12	11
TOTALS:	9231	8861	8892	397	373	365

LADDERS AFTER FINAL ROUND

ATTACHMENT C

Under 10 Gold

Pos	Team	P	W	L	D	B	FF	F	A	%	Pts
1	Hawthorn Citizens E	15	12	3	0	0	0	639	343	186.30	48
2	Fitzroy	15	11	3	1	0	0	534	378	141.27	46
3	Camberwell 1	15	11	4	0	0	0	542	301	180.07	44
4	Glen Iris N	15	9	6	0	0	0	509	344	147.97	36
5	Park Orchards R	15	7	7	1	0	0	422	436	96.79	30
6	St Marys B	15	7	8	0	0	0	383	458	83.62	28
7	Canterbury B	15	4	11	0	0	0	362	558	64.87	16
8	Kew Comets 1	15	2	13	0	0	0	350	728	48.08	8

Under 10 Brown

Pos	Team	P	W	L	D	B	FF	F	A	%	Pts
1	Whitehorse Colts M	15	11	4	0	0	0	585	268	218.28	44
2	Heidelberg Y	15	11	4	0	0	0	595	468	127.14	44
3	Ashburton R	15	10	5	0	0	0	666	392	169.90	40
4	Doncaster Heights	15	9	6	0	0	0	625	317	197.16	36
5	Parkside R	15	9	6	0	0	0	580	330	175.76	36
6	Kew Rovers	15	6	9	0	0	0	409	599	68.28	24
7	Balwyn B	15	3	12	0	0	0	288	710	40.56	12
8	Beverley Hills R	15	1	14	0	0	0	194	824	23.54	4

Under 10 Green

Pos	Team	P	W	L	D	B	FF	F	A	%	Pts
1	Surrey Park B	15	13	2	0	0	1	775	127	610.24	52
2	Bulleen Templestowe	15	12	3	0	0	0	609	357	170.59	48
3	Hawthorn Citizens W	15	10	5	0	0	1	577	283	203.89	40
4	Heidelberg B	15	10	5	0	0	0	472	381	123.88	40
5	Kew Comets 2	15	8	7	0	0	0	583	379	153.83	32
6	Park Orchards B	15	8	7	0	0	0	405	508	79.72	32
7	Preston Bullants	15	2	13	0	0	0	265	627	42.26	8
8	Greythorn Red	15	2	13	0	0	0	170	854	19.91	8

Under 10 Blue

Pos	Team	P	W	L	D	B	FF	F	A	%	Pts
1	Kew Comets 3	14	11	3	0	1	0	685	346	197.98	44
2	Fitzroy 2	14	11	3	0	1	0	575	369	155.83	44
3	Canterbury Y	14	11	3	0	1	0	607	415	146.27	44
4	Camberwell 2	14	9	5	0	1	0	672	364	184.62	36
5	Ivanhoe W	14	8	6	0	1	0	581	503	115.51	32
6	Whitehorse Colts W	14	7	7	0	1	0	484	495	97.78	28
7	St Marys W	14	6	8	0	1	0	415	413	100.48	24
8	Glen Iris G	14	4	10	0	1	0	317	546	58.06	16
9	Ashburton G	13	3	10	0	2	0	374	574	65.16	12
10	Greythorn Blue	13	3	10	0	2	0	316	564	56.03	12
11	Warrandyte	14	3	11	0	1	0	276	796	34.67	12

Under 10 Black

Pos	Team	P	W	L	D	B	FF	F	A	%	Pts
1	Ashburton W	15	15	0	0	0	0	794	107	742.06	60
2	Richmond B	15	14	1	0	0	0	706	294	240.14	56
3	Brunswick	15	13	2	0	0	0	553	333	166.07	52
4	Doncaster B	15	7	8	0	0	0	432	472	91.53	28
5	Ashburton B	15	5	10	0	0	0	456	487	93.63	20
6	Balwyn Y	15	4	11	0	0	0	419	595	70.42	16
7	Bundoora W	15	3	12	0	0	0	301	634	47.48	12
8	Hawthorn Citizens A	15	1	14	0	0	0	274	876	31.28	4
10	Beverley Hills N	15	1	14	0	0	0	178	797	22.33	4

Under 10 Red

Pos	Team	P	W	L	D	B	FF	F	A	%	Pts
1	Ivanhoe B	15	11	4	0	0	0	668	305	219.02	44
2	Bundoora B	15	10	5	0	0	0	528	304	173.68	40
3	North Brunswick	15	8	6	1	0	1	595	313	190.10	34
4	Surrey Park W	15	7	7	1	0	0	510	521	97.89	30
5	Banyule B	15	6	9	0	0	0	532	444	119.82	24
6	Fitzroy 3	15	5	10	0	0	0	391	646	60.53	20
7	Glen Iris H	15	2	13	0	0	0	318	677	46.97	8
8	St Marys T	15	0	15	0	0	0	99	953	10.39	0

Under 11 Gold

Pos	Team	P	W	L	D	B	FF	F	A	%	Pts
1	Glen Iris G	15	14	1	0	0	0	758	329	230.40	56
2	Fitzroy 1	15	13	2	0	0	0	624	354	176.27	52
3	Glen Iris V	15	10	4	1	0	0	492	420	117.14	42
4	St Marys B	15	8	7	0	0	0	561	534	105.06	32
5	Bulleen Templestowe B	15	7	7	1	0	0	516	435	118.62	30
6	Hawthorn Citizens C	15	6	9	0	0	0	481	505	95.25	24
7	Camberwell 1	15	4	11	0	0	0	509	685	74.31	16
8	Beverley Hills R	15	4	11	0	0	0	331	626	52.88	16

Under 11 Brown

Pos	Team	P	W	L	D	B	FF	F	A	%	Pts
1	Doncaster Heights	15	13	2	0	0	0	726	348	208.62	52
2	Hawthorn Citizens A	15	12	3	0	0	0	714	402	177.61	48
3	Ashburton W	15	9	6	0	0	0	503	512	98.24	36
4	Canterbury B	15	7	8	0	0	0	435	438	99.32	28
5	Park Orchards R	15	6	9	0	0	0	496	505	98.22	24
6	Balwyn B	15	6	9	0	0	0	419	503	83.30	24
7	Heidelberg Y	15	4	11	0	0	0	357	712	50.14	16
8	Ivanhoe W	15	2	13	0	0	0	226	576	39.24	8

Under 11 Green

Pos	Team	P	W	L	D	B	FF	F	A	%	Pts
1	Banyule	15	14	1	0	0	0	696	250	278.40	56
2	Surrey Park W	15	9	6	0	0	0	639	377	169.50	36
3	Greythorn	15	9	6	0	0	0	546	486	112.35	36
4	Ashburton R	15	9	6	0	0	0	489	450	108.67	36
5	Preston Bullants	15	7	8	0	0	0	477	500	95.40	28
6	Ashburton Y	15	6	9	0	0	0	400	523	76.48	24
7	Kew Comets 1	15	4	11	0	0	0	368	633	58.14	16
8	Fitzroy 2	15	3	12	0	0	0	350	656	53.35	12

Under 11 Blue

Pos	Team	P	W	L	D	B	FF	F	A	%	Pts
1	Kew Rovers	14	10	4	0	1	0	604	323	187.00	40
2	Macleod	14	10	4	0	1	0	558	314	177.71	40
3	Doncaster	14	10	4	0	1	1	524	329	159.27	40
4	Warrandyte	14	9	5	0	1	0	553	380	145.53	36
5	Bundoora	14	8	6	0	1	1	474	429	110.49	32
6	Parkside	14	8	6	0	1	1	351	477	73.58	32
7	St Marys K	14	5	9	0	1	1	390	497	78.47	20
8	Beverley Hills N	14	5	9	0	1	0	414	552	75.00	20
9	Heidelberg B	14	5	9	0	1	0	335	575	58.26	20
10	Ashburton G	14	3	11	0	1	0	335	448	74.78	12
11	Camberwell 2	14	3	11	0	1	0	373	698	53.44	12



LADDERS AFTER FINAL ROUND

ATTACHMENT C

Under 11 Black

Pos	Team	P	W	L	D	B	FF	F	A	%	Pts
1	Richmond	15	12	3	0	0	0	735	406	181.03	48
2	Camberwell 3	15	10	5	0	0	0	742	443	167.49	40
3	Brunswick	15	9	6	0	0	0	642	546	117.58	36
4	Ashburton B	15	9	6	0	0	0	550	525	104.76	36
5	Canterbury R	15	9	6	0	0	0	577	583	98.97	36
6	Park Orchards B	15	6	9	0	0	0	471	511	92.17	24
7	Surrey Park B	15	5	10	0	0	0	481	678	70.94	20
8	Kew Comets 2	15	0	15	0	0	0	372	809	45.98	0

Under 11 Red

Pos	Team	P	W	L	D	B	FF	F	A	%	Pts
1	Whitehorse Colts	15	14	1	0	0	0	1029	291	353.61	56
2	Glen Iris H	15	11	4	0	0	0	670	269	249.07	44
3	St Marys W	15	10	5	0	0	0	393	431	91.18	40
4	Park Orchards W	15	7	8	0	0	0	464	327	141.90	28
5	Bulleen Templestowe G	15	5	10	0	0	0	282	612	46.08	20
6	Balwyn Y	15	4	11	0	0	0	388	681	56.98	16
7	Fitzroy 3	15	3	12	0	0	0	308	669	46.04	12
8	Hawthorn Citizens L	15	2	13	0	0	0	382	851	44.89	8

Under 12 Gold

Pos	Team	P	W	L	D	B	FF	F	A	%	Pts
1	Kew Comets 2	15	12	3	0	0	0	718	371	193.53	48
2	Beverley Hills R	15	11	4	0	0	0	729	566	128.80	44
3	Greythorn R	15	10	5	0	0	0	747	546	136.81	40
4	Hawthorn Citizens K	15	9	6	0	0	0	684	571	119.79	36
5	Fitzroy 1	15	7	8	0	0	0	543	614	88.44	28
6	Canterbury B	15	5	10	0	0	0	440	556	79.14	20
7	Kew Rovers B	15	5	10	0	0	0	542	719	75.38	20
8	Preston Bullants	15	1	14	0	0	0	381	841	45.30	4

Under 12 Brown

Pos	Team	P	W	L	D	B	FF	F	A	%	Pts
1	Whitehorse Colts W	14	14	0	0	1	0	768	233	329.61	56
2	Park Orchards R	14	12	2	0	1	0	607	257	236.19	48
3	Glen Iris G	14	9	5	0	1	0	518	484	107.02	36
4	Whitehorse Colts M	15	8	7	0	0	0	520	531	97.93	32
5	St Marys T	15	7	8	0	0	0	662	556	119.06	28
6	Ashburton R	15	6	9	0	0	0	488	678	71.98	24
7	Warrandyte	15	5	10	0	0	0	430	696	61.78	20
8	Kew Comets 1	15	3	12	0	0	0	369	687	53.71	12

Under 12 Green

Pos	Team	P	W	L	D	B	FF	F	A	%	Pts
1	Ashburton W	15	11	3	1	0	0	650	417	155.88	46
2	Camberwell 1	14	10	4	0	1	0	581	286	203.15	40
3	Bulleen Templestowe	15	10	5	0	0	0	615	444	138.51	40
4	Ashburton G	15	9	6	0	0	0	704	464	151.72	36
5	Glen Iris N	15	6	8	1	0	0	491	562	87.37	26
6	Balwyn	15	5	10	0	0	0	428	571	74.96	20
7	St Marys B	15	4	11	0	0	0	370	869	42.58	16
8	Surrey Park B	15	3	12	0	0	0	449	671	66.92	12

Under 12 Blue

Pos	Team	P	W	L	D	B	FF	F	A	%	Pts
1	Ivanhoe W	15	13	2	0	0	0	768	287	267.60	52
2	Surrey Park W	15	12	3	0	0	0	742	353	210.20	48
3	Park Orchards B	15	10	5	0	0	0	497	428	116.12	40
4	Canterbury R	14	9	5	0	0	1	447	467	95.72	40
5	Glen Iris H	15	9	6	0	0	0	558	482	115.77	36
6	Beverley Hills N	15	6	8	1	0	0	504	501	100.60	26
7	Doncaster	15	2	12	1	0	0	306	638	47.96	10
8	Heidelberg B	15	1	14	0	0	0	274	734	37.33	4

Under 12 Black

Pos	Team	P	W	L	D	B	FF	F	A	%	Pts
1	North Brunswick	15	11	4	0	0	0	727	381	190.81	44
2	Banyule B	15	10	4	1	0	0	737	443	166.37	42
3	Kew Rovers W	15	9	6	0	0	0	510	372	137.10	36
4	Richmond	15	9	6	0	0	0	593	458	129.48	36
5	Hawthorn Citizens G	15	7	8	0	0	0	408	392	104.08	28
6	Parkside	15	6	9	0	0	0	354	417	84.89	24
7	Ivanhoe B	15	2	12	1	0	0	268	768	34.90	10
8	Heidelberg Y	15	2	13	0	0	0	276	779	35.43	8

Under 12 Red

Pos	Team	P	W	L	D	B	FF	F	A	%	Pts
1	Fitzroy 2	15	13	2	0	0	0	1117	227	492.07	52
2	Camberwell 2	15	10	5	0	0	0	795	388	204.90	40
3	St Damians	15	10	5	0	0	0	784	434	180.65	40
4	Brunswick	15	10	5	0	0	1	619	530	116.79	40
5	Hawthorn Citizens M	15	7	8	0	0	0	647	638	101.41	28
6	Ashburton B	15	4	11	0	0	0	441	654	67.43	16
7	Bundoora	15	2	13	0	0	0	374	899	41.60	8
8	Macleod	14	0	14	0	0	0	100	1329	7.52	0

Under 13 Gold

Pos	Team	P	W	L	D	B	FF	F	A	%	Pts
1	Glen Iris G	15	14	1	0	0	0	651	328	198.48	56
2	Kew Comets 1	15	13	2	0	0	1	660	329	200.61	52
3	Hawthorn Citizens W	15	12	3	0	0	0	758	397	190.93	48
4	Ivanhoe W	15	7	7	1	0	0	499	483	103.31	30
5	Canterbury B	15	7	8	0	0	0	551	530	103.96	28
6	St Marys B	15	4	10	1	0	0	447	547	81.72	18
7	Heidelberg B	15	3	12	0	0	0	474	812	58.37	12
8	Fitzroy 1	15	3	12	0	0	0	344	724	47.51	12

Under 13 Brown

Pos	Team	P	W	L	D	B	FF	F	A	%	Pts
1	Ashburton R	14	14	0	0	1	0	911	228	399.56	56
2	Surrey Park	13	10	3	0	2	0	766	284	269.72	40
3	Park Orchards R	14	9	5	0	1	0	605	430	140.70	36
4	Camberwell 1	13	7	6	0	2	0	749	426	175.82	28
5	Whitehorse Colts	13	4	9	0	2	0	290	789	36.76	16
6	Kew Rovers B	14	3	10	1	1	0	276	894	30.87	14
7	Warrandyte R	13	2	10	1	1	0	268	601	44.59	10



LADDERS AFTER FINAL ROUND

ATTACHMENT C

Under 13 Green

Pos	Team	P	W	L	D	B	FF	F	A	%	Pts
1	Banyule B	15	13	2	0	0	0	891	348	256.03	52
2	Macleod	15	11	4	0	0	0	903	415	217.59	44
3	Richmond	15	11	4	0	0	0	621	383	162.14	44
4	Preston Bullants	15	8	7	0	0	0	609	618	98.54	32
5	St Marys W	15	6	9	0	0	0	509	511	99.61	24
6	Bulleen Templestowe G	15	5	10	0	0	0	389	733	53.07	20
7	Balwyn	15	3	12	0	0	0	335	764	43.85	12
8	Greythorn	15	1	14	0	0	0	391	804	48.63	4

Under 13 Blue

Pos	Team	P	W	L	D	B	FF	F	A	%	Pts
1	Doncaster Heights	13	11	2	0	2	0	858	308	278.57	44
2	Bundoora	13	10	3	0	2	1	610	269	226.77	40
3	Ashburton G	14	10	4	0	1	0	729	364	200.27	40
4	Beverley Hills	14	9	5	0	1	0	579	400	144.75	36
5	Kew Comets 2	13	6	7	0	2	0	481	437	110.07	24
6	Ivanhoe B	13	2	11	0	2	0	324	860	37.67	8
7	Park Orchards B	14	2	12	0	1	0	218	932	23.39	8

Under 13 Black

Pos	Team	P	W	L	D	B	FF	F	A	%	Pts
1	Fitzroy 2	14	12	2	0	1	0	823	291	282.82	48
2	Glen Iris N	15	12	3	0	0	0	738	358	206.15	48
3	Hawthorn Citizens F	13	10	3	0	2	1	622	325	191.38	40
4	Parkside	14	9	5	0	1	0	745	450	165.56	36
5	Brunswick	14	7	7	0	1	0	474	581	81.58	28
6	Camberwell 2	13	5	8	0	2	0	412	626	65.81	20
7	Heidelberg Y	14	4	10	0	1	0	303	593	51.10	16
8	Warrandyte W	14	4	10	0	1	0	258	637	40.50	16
9	St Marys T	13	3	9	1	2	0	398	662	60.12	14
10	Canterbury R	14	1	12	1	1	0	236	563	41.92	6
11	Ashburton B	13	0	13	0	2	0	260	772	33.68	0

Under 14 Gold

Pos	Team	P	W	L	D	B	FF	F	A	%	Pts
1	Banyule B	15	15	0	0	0	0	1268	404	313.86	60
2	St Marys B	15	11	3	1	0	0	994	543	183.06	46
3	Kew Comets 1	15	9	6	0	0	0	760	781	97.31	36
4	Ivanhoe W	15	8	7	0	0	0	913	778	117.35	32
5	Fitzroy 1	15	8	7	0	0	0	710	623	113.96	32
6	Glen Iris G	15	4	10	1	0	0	542	927	58.47	18
7	Camberwell 1	15	4	11	0	0	0	643	911	70.58	16
8	Canterbury B	15	4	11	0	0	0	506	1129	44.82	16

Under 14 Brown

Pos	Team	P	W	L	D	B	FF	F	A	%	Pts
1	Bulleen Templestowe	15	11	3	1	0	0	1154	544	212.13	46
2	Hawthorn Citizens M	15	11	3	1	0	0	1171	647	180.99	46
3	Brunswick	15	11	4	0	0	0	842	585	143.93	44
4	Kew Rovers	15	10	5	0	0	0	884	579	152.68	40
5	Surrey Park B	15	10	5	0	0	0	688	492	139.84	40
6	Ashburton R	15	7	8	0	0	0	655	797	82.18	28
7	Doncaster B	15	6	9	0	0	0	822	745	110.34	24
8	Beverley Hills	15	6	9	0	0	0	685	781	87.71	24
9	Bundoora	15	6	9	0	0	0	595	1242	47.91	24
10	Park Orchards R	15	0	15	0	0	0	233	1100	21.18	0

Under 14 Green)

Pos	Team	P	W	L	D	B	FF	F	A	%	Pts
1	St Marys W	15	13	2	0	0	0	1007	430	234.19	52
2	Balwyn	15	10	5	0	0	0	1144	499	229.26	40
3	Macleod	15	10	5	0	0	0	716	744	96.24	40
4	Parkside	15	9	6	0	0	0	906	554	163.54	36
5	Whitehorse Colts	15	7	8	0	0	0	724	664	109.04	28
6	Ashburton G	15	6	9	0	0	0	801	948	84.49	24
7	Warrandyte	15	5	10	0	0	0	662	982	67.41	20
8	Ivanhoe B	15	4	11	0	0	0	508	953	53.31	16
9	North Brunswick	15	4	11	0	0	0	444	925	48.00	16
10	Richmond	15	3	12	0	0	0	617	1048	58.87	12

Under 14 Blue

Pos	Team	P	W	L	D	B	FF	F	A	%	Pts
1	Fitzroy 2	15	13	2	0	0	1	1253	410	305.61	52
2	Preston Bullants	15	12	3	0	0	0	1169	483	242.03	48
3	Hawthorn Citizens G	15	11	4	0	0	0	1000	677	147.71	44
4	Doncaster W	15	8	7	0	0	0	630	760	82.89	32
5	Banyule M	15	6	9	0	0	0	593	596	99.50	24
6	Surrey Park W	15	6	9	0	0	0	614	892	68.83	24
7	Glen Iris N	15	6	9	0	0	0	509	764	66.62	24
8	St Marys K	15	4	11	0	0	0	791	852	92.84	16
9	St Damians G	15	4	11	0	0	0	524	1016	51.57	16
10	Camberwell 2	15	1	14	0	0	0	501	1343	37.30	4

Under 15 (1)

Pos	Team	P	W	L	D	B	FF	F	A	%	Pts
1	Fitzroy 1	15	15	0	0	0	0	1355	448	302.46	60
2	Camberwell 1	15	11	4	0	0	0	1009	777	129.86	44
3	Ashburton R	15	10	5	0	0	0	942	605	155.70	40
4	Park Orchards R	15	6	9	0	0	0	811	838	96.78	24
5	Ivanhoe W	15	6	9	0	0	0	780	852	91.55	24
6	Boroondara Hawks	15	6	9	0	0	0	735	947	77.61	24
7	St Marys B	15	6	9	0	0	0	656	1049	62.54	24
8	Kew Rovers B	15	4	11	0	0	0	575	1132	50.80	16

Under 15 (2)

Pos	Team	P	W	L	D	B	FF	F	A	%	Pts
1	Surrey Park	15	12	3	0	0	0	1052	632	166.46	48
2	Bulleen Templestowe	15	8	7	0	0	0	898	600	149.67	32
3	Beverley Hills R	15	8	7	0	0	0	687	634	108.36	32
4	Macleod	15	6	8	1	0	0	690	846	81.56	26
5	Whitehorse Colts	15	5	9	1	0	1	650	844	77.01	22
6	Doncaster Heights	14	5	9	0	1	0	480	749	64.09	20

Under 15 (3)

Pos	Team	P	W	L	D	B	FF	F	A	%	Pts
1	Glen Iris G	15	11	4	0	0	0	919	740	124.19	44
2	Banyule	15	10	5	0	0	0	940	646	145.51	40
3	Fitzroy 2	14	8	6	0	1	0	821	702	116.95	32
4	Preston Bullants	15	8	7	0	0	0	746	574	129.97	32
5	GDU Demons	15	8	7	0	0	0	685	772	88.73	32
6	Parkside	15	6	9	0	0	0	711	750	94.80	24
7	Kew Comets	14	5	9	0	1	0	743	939	79.13	20
8	Park Orchards B	14	4	10	0	1	0	621	872	71.22	16



LADDERS AFTER FINAL ROUND

ATTACHMENT C

Under 15 (4)

Pos	Team	P	W	L	D	B	FF	F	A	%	Pts
1	Ashburton G	14	9	4	1	1	0	999	847	117.95	38
2	St Damians R	13	8	4	1	2	0	1028	506	203.16	34
3	Ivanhoe B	14	9	5	0	1	0	864	639	135.21	36
4	Warrandyte	14	8	6	0	1	0	1081	744	145.30	32
5	Camberwell 2	13	3	10	0	2	0	574	972	59.05	12
6	St Marys K	13	2	11	0	2	0	365	920	39.67	8
7	Fitzroy 3	13	1	12	0	2	0	377	1186	31.79	4

Youth Girls

Pos	Team	P	W	L	D	B	FF	F	A	%	Pts
1	East Malvern	15	13	2	0	0	0	1223	247	495.14	52
2	Seville Ranges	15	12	3	0	0	2	757	320	236.56	48
3	Kew Rovers	15	10	4	1	0	0	764	266	287.22	42
4	Whitehorse Colts	15	10	4	1	0	0	814	312	260.90	42
5	Chirnside Park 1	15	9	6	0	0	2	475	341	139.30	36
6	Bulleen Templestowe	15	9	6	0	0	0	588	477	123.27	36
7	St Marys	15	7	8	0	0	0	444	441	100.68	28
8	Fitzroy	15	3	12	0	0	0	268	845	31.72	12
9	St Damians	15	1	14	0	0	1	151	1046	14.44	4
10	Healesville	15	0	15	0	0	0	62	1101	5.63	0

Under 12 Girls

Pos	Team	P	W	L	D	B	FF	F	A	%	Pts
1	St Marys	14	13	1	0	1	1	678	72	941.67	52
2	Kew Comets 1	14	12	2	0	1	0	700	101	693.07	48
3	Bulleen Templestowe JFC	14	12	2	0	1	0	779	134	581.34	48
4	Camberwell	14	9	5	0	1	1	502	269	186.62	36
5	Glen Iris	14	7	7	0	1	0	340	458	74.24	28
6	Whitehorse Colts	13	6	7	0	2	0	363	381	95.28	24
7	Banyule Blue	13	5	8	0	2	0	264	407	64.86	20
8	Blackburn B	13	5	8	0	1	0	227	468	48.50	20
9	Banyule Maroon	12	3	9	0	2	0	125	426	29.34	12
10	Fitzroy	14	2	11	1	1	0	211	787	26.81	10
11	Ivanhoe	14	0	13	1	1	0	49	675	7.26	2

Under 15 Girls

Pos	Team	P	W	L	D	B	FF	F	A	%	Pts
1	Glen Iris	15	14	1	0	0	0	592	171	346.20	56
2	Kew Rovers	15	12	3	0	0	0	597	234	255.13	48
3	Whitehorse Colts	15	12	3	0	0	0	787	316	249.05	48
4	Kew Comets 1	15	8	6	1	0	0	568	344	165.12	34
5	Bulleen Templestowe	15	8	7	0	0	0	397	419	94.75	32
6	Banyule	15	7	7	1	0	0	507	461	109.98	30
7	Fitzroy	15	6	9	0	0	0	506	493	102.64	24
8	St Marys	14	3	11	0	1	0	348	558	62.37	12
9	Ivanhoe	15	3	12	0	0	0	438	621	70.53	12
10	Blackburn	14	0	14	0	0	0	94	1217	7.72	0

Colts (1)

Pos	Team	P	W	L	D	B	FF	F	A	%	Pts
1	Ashburton R	15	11	4	0	0	0	1098	757	145.05	44
2	St Marys B	15	11	4	0	0	0	1085	811	133.79	44
3	Ivanhoe W	15	9	6	0	0	0	1064	765	139.08	36
4	Fitzroy 1	15	9	6	0	0	0	863	894	96.53	36
5	Park Orchards R	15	7	8	0	0	0	914	948	96.41	28
6	Beverley Hills R	15	6	9	0	0	0	839	899	93.33	24
7	Macleod B	15	6	9	0	0	0	785	1046	75.05	24
8	Banyule B	15	5	10	0	0	0	670	975	68.72	20

Colts (2)

Pos	Team	P	W	L	D	B	FF	F	A	%	Pts
1	Bulleen Templestowe	15	15	0	0	0	0	1041	393	264.89	60
2	GDU Demons	15	10	5	0	0	0	1153	558	206.63	40
3	Whitehorse Colts	15	8	7	0	0	0	783	758	103.30	32
4	Parkside R	15	5	10	0	0	0	639	869	73.53	20
5	Surrey Park	15	5	10	0	0	0	590	875	67.43	20
6	Camberwell 1	15	2	13	0	0	0	471	1230	38.29	8

Colts (3)

Pos	Team	P	W	L	D	B	FF	F	A	%	Pts
1	Beverley Hills N	15	14	1	0	0	1	1222	584	209.25	56
2	Kew Comets 2	13	10	3	0	2	0	839	614	136.64	40
3	Glen Iris	15	11	4	0	0	0	1130	671	168.41	44
4	Bundoora	14	10	4	0	1	0	889	653	136.14	40
5	Preston Bullants	15	8	6	1	0	0	958	854	112.18	34
6	Ashburton G	15	2	11	2	0	0	691	1063	65.00	12
7	Boroondara Hawks	15	2	12	1	0	0	644	1219	52.83	10
8	Ivanhoe B	15	2	13	0	0	0	578	1042	55.47	8

Colts (4)

Pos	Team	P	W	L	D	B	FF	F	A	%	Pts
1	St Damians	14	10	4	0	1	0	1068	648	164.81	40
2	Fitzroy 2	14	9	5	0	1	0	859	536	160.26	36
3	Parkside W	14	9	5	0	1	0	720	623	115.57	36
4	Warrandyte Doncaster Heights	13	7	6	0	2	0	533	521	102.30	28
5	Park Orchards B	14	6	8	0	1	0	705	905	77.90	24
6	Heidelberg	13	5	8	0	2	0	579	635	91.18	20
7	St Marys 2	14	4	10	0	1	0	682	875	77.94	16
8	Macleod G	14	3	11	0	1	0	548	980	55.92	12
9	Ashburton B	13	2	11	0	2	0	508	850	59.76	8

Under 10	Gold	Hawthorn Citizens
Under 10	Brown	Heidelberg
Under 10	Green	Surrey Park
Under 10	Blue	Fitzroy
Under 10	Black	Ashburton
Under 10	Red	North Brunswick
Under 11	Gold	St Marys
Under 11	Brown	Doncaster Heights
Under 11	Green	Banyule
Under 11	Blue	Doncaster
Under 11	Black	Camberwell
Under 11	Red	Whitehorse Colts
Under 12	Gold	Beverley Hills
Under 12	Brown	Whitehorse Colts
Under 12	Green	Camberwell
Under 12	Blue	Ivanhoe
Under 12	Black	Banyule
Under 12	Red	Fitzroy
Under 12	Girls	St Marys
Under 13	Gold	Kew Comets
Under 13	Brown	Ashburton
Under 13	Green	Macleod
Under 13	Blue	Bundoora
Under 13	Black	Fitzroy
Under 14	Gold	St Marys
Under 14	Brown	Hawthorn Citizens
Under 14	Green	Parkside
Under 14	Blue	Preston Bullants
Under 15	(1)	Fitzroy
Under 15	(2)	Bulleen Templestowe
Under 15	(3)	Glen Iris
Under 15	(4)	St Damians
Under 15	Girls	Kew Rovers
Colts	(1)	Ashburton
Colts	(2)	Bulleen Templestowe
Colts	(3)	Glen Iris
Colts	(4)	Fitzroy
Youth Girls		East Malvern

GRAND FINALS SCORES – 2014

ATTACHMENT E

Under 10 Gold	Hawthorn Citizens E	5	15	45	def	Fitzroy	5	5	35
Under 10 Brown	Heidelberg Y	8	8	56	def	Doncaster Heights	5	6	36
Under 10 Green	Surrey Park B	9	10	64	def	Hawthorn Citizens W	3	12	30
Under 10 Blue	Fitzroy 2	4	6	30	def	Camberwell 2	3	4	22
Under 10 Black	Ashburton W	2	14	26	def	Richmond B	2	7	19
Under 10 Red	North Brunswick	3	5	23	def	Bundoora B	3	2	20
Under 11 Gold	St Marys B	7	10	52	def	Glen Iris G	4	11	35
Under 11 Brown	Doncaster Heights	8	11	59	def	Hawthorn Citizens A	1	1	17
Under 11 Green	Banyule	9	6	60	def	Surrey Park W	3	4	22
Under 11 Blue	Doncaster	8	9	57	def	Kew Rovers	3	4	22
Under 11 Black	Camberwell 3	4	7	31	def	Richmond	2	7	19
Under 11 Red	Whitehorse Colts	10	20	80	def	Glen Iris H	4	4	28
Under 12 Gold	Beverley Hills R	7	4	46	def	Kew Comets 2	6	6	42
Under 12 Brown	Whitehorse Colts W	6	6	42	def	Park Orchards R	6	2	38
Under 12 Green	Camberwell 1	8	10	58	def	Ashburton W	4	2	26
Under 12 Blue	Ivanhoe W	8	3	51	def	Surrey Park W	4	6	30
Under 12 Black	Banyule B	6	14	50	def	North Brunswick	2	8	20
Under 12 Red	Fitzroy 2	5	5	35	def	St Damians	1	0	6
Under 12 Girls	St Marys	0	2	2	def	Kew Comets 1	0	1	1
Under 13 Gold	Kew Comets 1	7	11	53	def	Hawthorn Citizens W	3	6	24
Under 13 Brown	Ashburton R	9	8	62	def	Surrey Park	3	2	26
Under 13 Green	Macleod	6	9	45	def	Banyule B	4	7	31
Under 13 Blue	Bundoora	5	11	41	def	Ashburton G	3	11	29
Under 13 Black	Fitzroy 2	9	4	58	def	Glen Iris N	3	4	22
Under 14 Gold	St Marys B	14	9	93	def	Banyule B	8	10	58
Under 14 Brown	Hawthorn Citizens M	12	18	90	def	Bulleen Templestowe	9	11	65
Under 14 Green	Parkside	17	11	113	def	Balwyn	10	8	68
Under 14 Blue	Preston Bullants	5	7	37	def	Fitzroy 2	2	9	21
Under 15 (1)	Fitzroy 1	11	11	77	def	Camberwell 1	7	13	55
Under 15 (2)	Bulleen Templestowe	17	8	110	def	Surrey Park	9	4	58
Under 15 (3)	Glen Iris G	12	14	86	def	Banyule	9	13	67
Under 15 (4)	St Damians R	9	13	67	def	Ashburton G	9	12	66
Under 15 Girls	Kew Rovers	1	3	9	def	Glen Iris	0	5	5
Youth Girls	East Malvern	9	5	59	def	Whitehorse Colts	3	5	23
Colts (1)	Ashburton R	11	11	77	def	St Marys B	8	10	58
Colts (2)	Bulleen Templestowe	13	9	87	def	GDU Demons	8	10	58
Colts (3)	Glen Iris	18	10	118	def	Beverley Hills N	12	8	80
Colts (4)	Fitzroy 2	10	5	65	def	St Damians	7	12	54

NAME	CLUB	VOTES	PLACE
Under 10 Gold			
Ben Lindeman	Glen Iris N	25	1st
Jonathan Tomasiello	St Marys B	20	2nd
Jake Trembath	Park Orchards R	19	3rd

Under 10 Brown			
Matthew Aldous	Doncaster Heights	34	1st
Max Dooley	Whitehorse Colts M	20	2nd
Darcy Edmonds	Heidelberg Y	17	3rd

Under 10 Green			
Daniel Walsh	Bulleen Templestowe	24	1st
Noah Hill	Heidelberg B	19	2nd
Declan Hamm	Hawthorn Citizens W	17	3rd

Under 10 Blue			
Isaac Callaghan	St Marys W	25	1st
Ben Davine	Canterbury Y	24	2nd
James Borovac	Kew Comets 3	24	2nd
Nicholas Kelly	Camberwell 2	17	3rd

Under 10 Black			
Herschel Waters	Richmond B	34	1st
Will Hine	Ashburton W	32	2nd
Adam Jirik	Brunswick	26	3rd

Under 10 Red			
Jordan Nicolo	North Brunswick	25	1st
Mohamad Abbas	Bundoora B	20	2nd
Victoria Trentin	Ivanhoe B	17	3rd

Under 11 Gold			
Sam Darcy	Glen Iris G	38	1st
Lachlan Rankin	Beverley Hills R	37	2nd
Lucas Agrotis	Bulleen Templestowe B	23	3rd

Under 11 Brown			
Jess Gedi	Ivanhoe W	34	2nd
Owen Foxwell	Park Orchards R	23	3rd
Hayden Moulder	Doncaster Heights	20	3rd

Under 11 Green			
Timothy Castricum	Surrey Park W	22	1st
Samuel Hynes	Ashburton R	20	2nd
David Waldron	Greythorn	17	3rd
Ethan Lowe	Preston Bullants	17	3rd

U11 Blue			
Max Thompson	Beverley Hills N	21	1st
Louis Thompson	Doncaster	19	2nd
Daniel Mercuri	Bundoora	17	3rd

Under 11 Black			
William Fasan	Park Orchards B	25	1st
Ingo Dammersmith	Canterbury R	23	2nd
Lachlan Capp	Ashburton B	22	3rd

NAME	CLUB	VOTES	PLACE
Under 11 Red			
Cooper Ferdinando	Whitehorse Colts	25	1st
James Kininmonth	Hawthorn Citizens L	20	2nd
Burhan Fares	Balwyn Y	15	3rd
William Preston	Glen Iris H	15	3rd

Under 12 Gold			
Will Phillips	Beverley Hills R	26	1st
Liam Fitzpatrick	Kew Rovers B	19	2nd
Nick Daicos	Greythorn R	18	3rd

Under 12 Brown			
Karl Worner	Ashburton R	26	1st
Damian Lee Papadas	St Marys T	23	2nd
Blake Ritchie	Whitehorse Colts W	21	3rd

Under 12 Green			
Josh Sticca	Bulleen Templestowe	21	1st
Ryan Valentine	Ashburton G	20	2nd
Alastair Sutherland	Surrey Park B	19	3rd

Under 12 Blue			
Flynn Maguire	Surrey Park W	26	1st
Luca Messina	Glen Iris H	19	2nd
Piers Bowden	Glen Iris H	18	3rd

Under 12 Black			
Teigan Otter	Richmond	33	1st
Adam Mucilli	North Brunswick	31	2nd
Luke Triscari	Parkside	20	3rd

Under 12 Red			
Oscar Hunter	Camberwell 2	24	1st
George Kelly	Brunswick	22	2nd
Regan Uwandu	St Damians	18	3rd

Under 12 Girls			
Caitlin Morando	Whitehorse Colts	21	1st
Trinity Voisey	St Marys	20	2nd
Alice O'Loughlin	Kew Comets 1	16	3rd

Under 13 Gold			
Matthew Rowell	Canterbury B	35	1st
Marcus Emmett	Glen Iris G	28	2nd
Harris Mastras	Kew Comets 1	27	3rd

Under 13 Brown			
Connor McKee	Ashburton R	33	1st
Dylan Williams	Surrey Park	19	2nd
Harrison Shugg	Ashburton R	16	3rd

Under 13 Green			
Caleb Ostwald	Banyule B	30	1st
Peter Vamvakitis	Richmond	25	2nd
Thomas Hardy	St Marys W	24	3rd

NAME	CLUB	VOTES	PLACE
Under 13 Blue			
Patrick Rodwell	Doncaster Heights	32	1st
Xavier Bateman	Beverley Hills	22	2nd
Darcy Watt	Bundoora	19	3rd

Under 13 Black			
Andrew Abdulnour	St Marys T	27	1st
James Anderson	Parkside	21	2nd
Jacob Bourke	Parkside	21	2nd
Jimmy Manias	Brunswick	18	3rd

Under 14 Gold			
Cooper Leon	Camberwell 1	26	1st
Kane Veliou	Ivanhoe W	26	1st
Aaron Luber	Banyule B	15	2nd
Jesse King	St Marys B	15	2nd
Zak Evans	Canterbury B	14	3rd

Under 14 Brown			
Daniel Mott	Brunswick	25	1st
Joseph Ciranna	Bulleen Templestowe	25	1st
William Golds	Kew Rovers	23	2nd
Matthew Presutto	Doncaster B	21	3rd

Under 14 Green			
Connor Kissane	St Marys W	36	1st
Zac Antignani	Whitehorse Colts	22	2nd
Marcus Howard	Balwyn	19	3rd

Under 15 (1)			
Nathan Boucher	Ashburton R	28	1st
Josh Edwards	Boroondara Hawks	18	2nd
Luke Minahan	Fitzroy 1	18	2nd
Oliver Stapleton	Fitzroy 1	18	2nd
Tynan Smith	St Marys B	18	2nd
Patrick Naish	Ivanhoe W	15	3rd

Under 15 (2)			
Lachlan Summers	Surrey Park	25	1st
Mathew Zukiewicz	Doncaster Heights	19	2nd
Ben Wiggins	Bulleen Templestowe	17	3rd
Christian Farchione	Macleod	17	3rd

Under 15 (3)			
Artan Cabdi	Banyule	26	1st
Nick Ziemkiewicz	Parkside	19	2nd
Chris Kerdemelidis	GDU Demons	15	3rd
Jyedin Williams	GDU Demons	15	3rd
Michael Tsotsos	Kew Comets	15	3rd

NAME	CLUB	VOTES	PLACE
Under 15 (4)			
Nathan Aldridge	St Damians R	20	1st
Riley Taylor	St Damians R	13	2nd
Jack Sullivan	Ivanhoe B	12	3rd

Under 15 Girls			
Stephanie Charakas	Bulleen Templestowe	30	1st
Maddy Guerin	Fitzroy	29	2nd
Alannah Acciarito	Kew Rovers	26	3rd

Youth Girls			
Tilly Lucas-Rodd	East Malvern	22	1st
Jayde Van Dyk	Seville Ranges	20	2nd
Alana Pane	Bulleen Templestowe	19	3rd

Colts (1)			
Michael Griechen	Ashburton R	17	1st
Mason Blakey	St Marys B	17	1st
Ben Nethercote	Banyule B	15	2nd
Jake Maher	Ivanhoe W	11	3rd
Jaye Witnish	Park Orchards R	11	3rd

Colts (2)			
Callum Brown	Bulleen Templestowe	20	1st
Zane Kadlecik	GDU Demons	17	2nd
James Waldon	GDU Demons	16	3rd

Colts (3)			
Kyle Green	Preston Bullants	24	1st
Patrick Wallis	Beverley Hills N	22	2nd
Tyrone Leonardis	Bundoora	12	3rd
Mark Skaf	Preston Bullants	12	3rd

Colts (4)			
Corey McKay	Parkside W	31	1st
Marcus Hill	Heidelberg	30	2nd
Will Symons	Fitzroy 2	22	3rd

COACHES

Under 13 (Teal)	Michael Tomaro	Frank Di Ciccio
Under 13 (Black)	Ben Friggi	Andrew Browne

Queens Birthday Round Robin YJFL, NFL and SMJFL

Under 13 Division 1 - Black Team

Game 1:

YJFL 4.6 (30) def SMJFL 4.4 (28)

Goals Kickers: Matthew Rowell, Marcus Emmett, Charlie Simonsen, Zac Molino

Best Players: Trent Bianco, Jordan Jaworski, Dylan Williams, Matthew Rowell, Harris Mastras, Jack Hindson

Game 2:

YJFL 9.7 (61) def SEJ 1.2 (8)

Goals Kickers: Marcus Patamia, Rhys Rigoni, Harrison Shugg, Joshua May, Trent Bianco, Jye Murphy, Marcus Emmett, Daniel Mott, Patrick Rodwell

Best Players: Rhys Rigoni, Patrick Rodwell, Daniel Mott, Trent Bianco, Ryan Sturgess, Jye Murphy

Under 13 Division 2 - Teal Team

Game 1:

YJFL 5.11 (41) def SMJFL 3.4 (22)

Goals Kickers: Ben Ellis, Samuel Asdagi, Liam Witts, Jackson Davies, Samuel Philp

Best Players: Jackson Davies, Lachlan Gawel, Benjamin Jepson, Samuel Mason, Christian Russo, Peter Vamvakitis

Game 2:

YJFL 25.7 (157) defeated SEJ 0.1 (1)

Goals Kickers: Liam Witts 4, Kyle Johnson 4, Peter Vamvakitis 3, Corey McKenzie 2, Izac Rossi 2, Benjamin Jepson 2, Joshua Daniel 2, Harrison Bell, Samuel Philp, Jackson Davies, Samuel Mason, Nicholas Caruso, Lachlan Mulcahy

Best Players: Kyle Johnson, Liam Witts, Corey McKenzie, Lachlan Gawel, Samuel Asdagi, Jack Aird

PETER JOHNSTONE MEDAL WINNER

Under 13 Division 1 Jye Murphy

Under 13 Division 2 Lachlan Gawel



Yarra Junior Football League
Under 13 Black 2014



Yarra Junior Football League
Under 13 Teal 2014

COACHES

Under 14 (1)	Joe Mezgec
Under 14 (2)	Anthony Phillips
Under 15 (1)	Brad Lederman
Under 15 (2)	Michael
Under 16 Girls (1)	Jeff Hooper
Under 16 Girls (2)	Maddy Haydar

UNDER 14
DIVISION 1**Round 1. YJFL 10-6-66 def by EFL 11-13-79**

Goal Kickers: Z. Evans 4, I. Fleming 3,
C. Whitehead, X. Fry, V. Page

Best Players: Z. Evans, C. Whitehead,
R. Jeffrey, V. Misuraca,
I. Fleming, A. Luber

Round 2. YJFL 18-13-121 def NFL 6-4-40

Goal Kickers: S. Elliott 6, I. Fleming 2,
K. Yodgee 2, P. Della Rocca 2,
C. Whitehead, Z. Evans, V. Page,
X. Fry, A. Luber, S. Uzelac

Best Players: C. Whitehead, K. Yodgee, P. Della
Rocca, K. Veliou, S. Elliott,
V. Misuraca

Round 3. YJFL 14-9-93 def RDFL 6-8-44

Goal Kickers: S. Elliott 6, I. Fleming 2, A. Luber,
M. Graham, V. Page, K. Yodgee,
B. Silvagni, W. Golds

Best Players: K. Veliou, S. Elliott, V. Misuraca,
K. Yodgee, M. Howard, A. Luber

UNDER 14
DIVISION 2**Round 1. YJFL 3-9-27 def by SMJFL 9-6-60**

Goal Kickers: M. Presutto 2, I. Roberts

Best Players: H. Sutherland, C. Leon,
M. Presutto, Z. Hart, G. Billias,
L. Di Biase

Round 2. YJFL 7-10-52 def EDFL 3-6-24

Goal Kickers: M. Presutto 2, Z. Hart 2,
C. Leon 2, G. Billias

Best Players: Z. Hart, J. Sticca, G. Billias,
M. Presutto, O. White, C. Leon

Round 3. YJFL 14-9-93 def RDFL 6-8-44

Goal Kickers: S. Elliott 6, I. Fleming 2, A. Luber,
M. Graham, V. Page, K. Yodgee,
B. Silvagni, W. Golds

Best Players: K. Veliou, S. Elliott, V. Misuraca,
K. Yodgee, M. Howard, A. Luber
M Zukiewicz



Under 14 Division 1



Under 14 Division 2

**UNDER 15
DIVISION 1****Round 1. YJFL 8-4-52 def by EFL 8-17-65****Goal Kickers:** T. Smith 3, N. Boucher 2, L. Soccio,
L. Minahan, C. Thompson**Best Players:** C. Thompson, B. Williams,
M. Zukiewicz, T. Smith,
N. Watson-Munro**Round 2. YJFL 12-5-77 def NFL 6-4-40****Goal Kickers:** A. Collinson 4, P. Naish 2,
T. Smith 2, N. Boucher 2,
N. Watson-Munro, J. Edwards**Best Players:** B. Wiggins, C. Thompson,
A. Collinson, E. Phillips,
M. Zukiewicz**Round 3. YJFL 14-8-92 def RDFL 4-5-29****Goal Kickers:** T. Smith 8, P. Naish 3,
O. Stapleton, A. Collinson,
N. Boucher**Best Players:** T. Smith, P. Naish, O. Stapleton,
L. Soccio, C. Thompson**UNDER 16
Girls 1****Round 1. YJFL 10-12-72 def NFL 1-4-10****Goal Kickers:** M. Wright 3, K. Smith 2,
I. Gietzmann 2, D. Bateman,
C. Mcfawn, B. Cruickshank**Best Players:** M. Poulton, H. Spencer, K. Smith,
O. Mcfawn, O. Atwell, D. Jones**Round 2. YJFL 11-22-66 def SMJFL 1-2-8****Goal Kickers:** I. Gietzmann 3, K. Smith 2,
K. Tanner 2, T. Zagontinos,
B. Clare, C. Mcfawn, J. Provan**Best Players:** B. Cruickshank, K. Smith,
K. Tanner, D. Bateman,
H. Spencer, I. Gietzmann**Round 3. YJFL 11-5-71 def WYG 2-7-19****Goal Kickers:** K. Smith 4, B. Cruickshank 2,
I. Gietzmann 2, C. Mcfawn,
D. Bateman, O. Mcfawn**Best Players:** K. Smith, B. Clare, J. Smith,
N. Akers, D. Bateman, M. Poulton**UNDER 15
DIVISION 2****Round 1. YJFL 5-9-39 def SMJFL 2-6-18****Goal Kickers:** J. Hewitt, T. Caldwell, A. Capp,
H. Gabelich, M. Stoneham**Best Players:** J. Alexander, S. Fazzolari,
M. Ioannou, J. Hewitt,
M. Stoneham, T. Caldwell**Round 2. YJFL 17-13-115 def EDFL 1-4-10****Goal Kickers:** J. Hewitt 6, N. Valentine 3,
H. Gabelich 2, A. Capp 2,
L. Summers 2, L. Zhang,
K. Manuel**Best Players:** J. Hewitt, L. Smith, A. Willison,
J. Alexander, N. Valentine,
L. Zhang**Round 3. YJFL 16-16-112 def WRFL 5-3-33****Goal Kickers:** H. Gabelich 4, J. Alexander 2,
L. Zhang 2, N. Valentine 2,
T. Caldwell, D. Grace, N. Coffield,
J. Every, S. Nadalin, L. Smith**Best Players:** S. Nadalin, T. Clayton, H. Gabelich,
D. Grace, J. Alexander, T. Wooller**UNDER 16
Girls 2****Round 1. YJFL 4-5-29 def SMJFL 3-10-28****Goal Kickers:** C. Baldassarre 3, K. Oxley**Best Players:** A. Gill, R. Martin, A. Barrett,
M. Guerin, C. Baldassarre,
G. Larkey**Round 2. YJFL 0-2-2 def by SEJ 14-19-103****Best Players:** L. Morley, G. Larkey, L. Pisasale,
M. Antypas, J. Walton, A. Barrett**Round 3. YJFL 14-9-93 def RDFL 6-8-44****Goal Kickers:** A. Barrett, C. Baldassarre**Best Players:** G. Larkey, M. Guerin, M. Antypas,
A. Gill, S. Dixon, C. Baldassarre



Under 15 Division 1



Under 15 Division 2

CHAMPIONSHIP GRAND FINALS

UNDER 15
Division 2

YJFL 7-11-53 def EDFL 6-8-42

Goal Kickers: T. Wooller, M. Stoneham,
T. Clayton, K. Manuel, L. Smith,
J. Alexander, D. Grace**Best Players:** D. Grace, K. Manuel, L. Smith,
A. Federico, T. Wooller, L. ZhangUNDER 16
Girls 1

YJFL 7-4-46 def SEJ 4-3-27

Goal Kickers: K. Smith 2, O. Mcfawn 2,
I. Gietzmann, J. Provan,
D. Bateman**Best Players:** K. Tanner, K. Smith,
B. Cruickshank, D. Jones,
C. Mcfawn, D. PolkinghornePETER JOHNSTONE MEDAL WINNERS 2014
FOR BEST PLAYER IN SERIES

Under 14 Division 1 Zak Evans

Under 14 Division 2 Cooper Leon

Under 15 Division 1 Charlie Thompson & Ben Wiggins

Under 15 Division 2 Antony Willison

Under 16 Girls 1 Katherine Smith

Under 16 Girls 2 Ameesha Gill



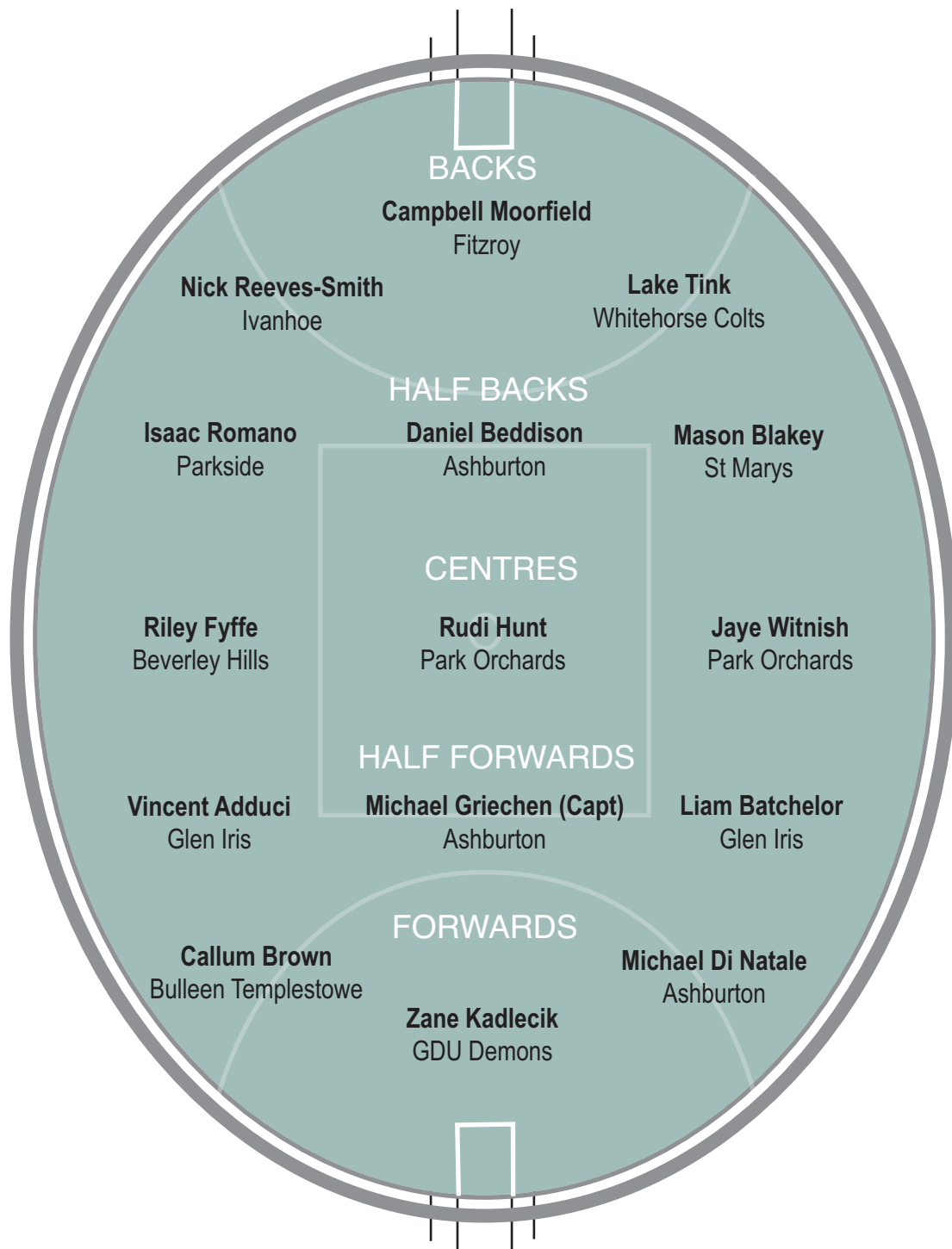
Youth Girls: Teams 1 & 2

150 GAME PLAYERS

Given Name	Surname	Club
Joel	Cecala	Beverley Hills
Josh	Chappell	Beverley Hills
Nick	Martyn	Beverley Hills
Steven	Fitzgerald	Bulleen-Templestowe
Liam	Patterson	Bundoora
Jye	Spottiswood	Bundoora
David	Fornito	Colts GDU
Zane	Kadlecik	Colts GDU
Matthew	Silipo	Colts GDU
Jack	Cridland	Park Orchards
Matthew	George	Park Orchards
Connor	Hickey	Park Orchards
Rudi	Hunt	Park Orchards
Lionel	Hunt	Park Orchards
Jarrold	Nicholson	Park Orchards
Jaye	Witnish	Park Orchards
Angus	Mills	Parkside
Matthew	Biviano	St Damians
James	Frank	St Damians
Nathan	O'Kane	St Damians
Ben	Pannam	St Damians
Ricky	Ross	St Damians
Adam	De Girolamo	St Marys
Sean	Desmond	St Marys
Ben	Money	St Marys
Blake	Smith	St Marys
Brody	Tickell	St Marys
Joshua	Rowarth	Warrandyte

200 GAME PLAYERS

Given Name	Surname	Club
Renee	Smith	St Damians
Dylan	Pascoe	Park Orchards



Rucks

Patrick McCarthy
Ivanhoe

Riley Salvador
Macleod

Ben Nethercote
Banyule

Interchange

Aaron Tatchell
Fitzroy

Kyle Thomas
Fitzroy

Kyle Green
Preston Bullants

Corey McKay
Parkside

Connor Hickey
Park Orchards

Brayden Sier
Banyule

Coach

Ian Ledder
Ashburton

PHOTO CONTRIBUTION FROM CLUBS



PHOTO CONTRIBUTION FROM CLUBS



YARRA JUNIOR FOOTBALL LEAGUE
A.B.N. 99 078 869 953

**FINANCIAL REPORT
FOR THE YEAR ENDED
31 OCTOBER 2014**

Liability limited by a scheme approved under Professional Standards Legislation

CONTENTS

Committee's Report	34
Income Statement	35
Balance Sheet	36
Notes to the Financial Statements	37-39
Statement by Members of the Committee	40
Auditors' Report	41-42
Certificate by Members of the Committee	43

YARRA JUNIOR FOOTBALL LEAGUE
A.B.N. 99 078 869 953

COMMITTEE'S REPORT

Your committee members submit the financial report of the Yarra Junior Football League for the financial year ended 31 October 2014.

Committee Members

The names of committee members throughout the year and at the date of this report are:

P. Haddad
P. Graham
I. Gray
D. Miller
L. Langley
P. Norris
J. Hooper
A. Vickery

Principal Activities

The principal activities of the association during the financial year were:

to encourage, promote, control, arrange and develop the playing of Australian Rules Football.

Significant Changes

No significant change in the nature of these activities occurred during the year.

Operating Result

The profit for the year amounted to \$30,987 (2013 \$7,196).

Signed in accordance with a resolution of the Members of the Committee.

Committee Member: _____


P. Haddad

Committee Member: _____


P. Graham

Dated this day of 3rd December, 2014.

YARRA JUNIOR FOOTBALL LEAGUE
A.B.N. 99 078 869 953

INCOME STATEMENT
FOR THE YEAR ENDED 31 OCTOBER 2014

	Note	2014 \$	2013 \$
INCOME			
Team Entries		317,600	297,600
Umpires Fees		223,861	212,004
Sponsorship - AFL		52,705	56,978
Insurance Contributions		47,186	46,511
Apparel		75,508	54,307
Canteen Sales		38,369	-
Other Income			
Other Income		3,272	13,632
Sponsorship Rebates		21,853	21,183
		780,354	702,215
EXPENDITURE			
Administration Costs		68,153	47,104
Canteen Sales		27,529	-
Operations			
Insurances		46,087	47,361
Events & Equipment		121,303	124,312
Support Activities		35,439	38,483
		298,511	257,260
Umpires		283,903	284,748
Employment Expenses		114,235	121,142
Occupancy Costs		52,718	31,869
		749,367	695,019
Profit before income tax		30,987	7196
Profit for the year		30,987	7196
Retained earnings at the beginning of the financial year		396,088	388,892
Retained earnings at the end of the financial year		427,075	396,088

YARRA JUNIOR FOOTBALL LEAGUE
A.B.N. 99 078 869 953

BALANCE SHEET
AS AT 31 OCTOBER 2014

	Note	2014 \$	2013 \$
ASSETS			
CURRENT ASSETS			
Cash and cash equivalents		132,797	109,277
Trade and other receivables	2	2,358	3,286
Inventories	3	29,483	18,556
TOTAL CURRENT ASSETS		<u>164,638</u>	<u>131,119</u>
NON-CURRENT ASSETS			
Property, plant and equipment	4	263,857	271,994
TOTAL NON-CURRENT ASSETS		<u>263,857</u>	<u>271,994</u>
TOTAL ASSETS		<u>428,495</u>	<u>403,113</u>
LIABILITIES			
CURRENT LIABILITIES			
Trade Creditors		-	2,365
Funds Held in Trust		1,950	1,750
Input Tax Credits		(1,955)	2,442
Amounts Withheld		1,425	468
TOTAL CURRENT LIABILITIES		<u>1,420</u>	<u>7,025</u>
TOTAL LIABILITIES		<u>1,420</u>	<u>7,025</u>
NET ASSETS		<u>427,075</u>	<u>396,088</u>
MEMBERS' FUNDS			
Retained earnings	5	427,075	396,088
TOTAL MEMBERS' FUNDS		<u>427,075</u>	<u>396,088</u>

YARRA JUNIOR FOOTBALL LEAGUE
A.B.N. 99 078 869 953

NOTES TO THE FINANCIAL STATEMENTS
FOR THE YEAR ENDED 31 OCTOBER 2014

1 Statement of Significant Accounting Policies

This financial report is a special purpose financial report prepared in order to satisfy the financial reporting requirements of the Associations Incorporation Act . The committee has determined that the association is not a reporting entity.

The financial report has been prepared on an accruals basis and is based on historic costs and does not take into account changing money values or, except where specifically stated, current valuations of non-current assets.

The following significant accounting policies, which are consistent with the previous period unless otherwise stated, have been adopted in the preparation of this financial report.

Income Tax

The Yarra Junior Football League is a non-profit association and, as a Community Service Organisation, is exempt from income tax.

Property, Plant and Equipment (PPE)

Leasehold improvements and property and equipment are carried at cost less the relevant depreciation. Leasehold improvements have not been amortised.

The depreciable amount of all PPE is depreciated over the useful lives of the assets to the association commencing from the time the asset is held ready for use.

YARRA JUNIOR FOOTBALL LEAGUE
A.B.N. 99 078 869 953

NOTES TO THE FINANCIAL STATEMENTS
FOR THE YEAR ENDED 31 OCTOBER 2014

Cash and Cash Equivalents

Cash and cash equivalents include cash on hand, deposits held at-call with banks, other short-term highly liquid investments with original maturities of three months or less, and bank overdrafts. Bank overdrafts are shown within borrowings in current liabilities on the balance sheet.

Revenue and Other Income

Revenue is measured at the fair value of the consideration received or receivable after taking into account any trade discounts and volume rebates allowed. Any consideration deferred is treated as the provision of finance and is discounted at a rate of interest that is generally accepted in the market for similar arrangements. The difference between the amount initially recognised and the amount ultimately received is interest revenue.

Interest revenue is recognised using the effective interest rate method, which for floating rate financial assets is the rate inherent in the instrument.

Revenue recognition relating to the provision of services is determined with reference to the stage of completion of the transaction at the end of the reporting period and where outcome of the contract can be estimated reliably. Stage of completion is determined with reference to the services performed to date as a percentage of total anticipated services to be performed. Where the outcome cannot be estimated reliably, revenue is recognised only to the extent that related expenditure is recoverable.

All revenue is stated net of the amount of goods and services tax (GST).

Goods and Services Tax (GST)

Revenues, expenses and assets are recognised net of the amount of GST, except where the amount of GST incurred is not recoverable from the Australian Tax Office. In these circumstances the GST is recognised as part of the cost of acquisition of the asset or as part of an item of the expense. Receivables and payables in the balance sheet are shown inclusive of GST.

YARRA JUNIOR FOOTBALL LEAGUE
A.B.N. 99 078 869 953

NOTES TO THE FINANCIAL STATEMENTS
FOR THE YEAR ENDED 31 OCTOBER 2014

	2014 \$	2013 \$
2 Trade and Other Receivables		
Current		
Trade Debtors	2,358	3,286
The association does not hold any financial assets whose terms have been renegotiated, but which would otherwise be past due or impaired.		
3 Inventories		
Current		
Stock on Hand	29,483	18,556
4 Property, Plant and Equipment		
Leasehold Improvements		
Lights	25,000	25,000
Coaches Box	3,140	3,140
Control Room	13,217	13,217
Pavilion	200,000	200,000
Total Leasehold Improvements	241,357	241,357
Scoreboard	25,084	25,084
Equipment -PA	5,516	5,069
Office Furniture & Equipment	9,142	9,142
Furniture & Fittings	29,864	26,749
Total Plant and Equipment	69,606	66,044
Less Accumulated Depreciation	(47,106)	(35,407)
Total Plant and Equipment	22,500	30,637
Total Non-Current Assets	263,857	271,994
5 Retained Earnings		
Retained earnings at the beginning of the financial year	396,088	388,892
Net profit attributable to the association	30,987	7,196
Retained earnings at the end of the financial year	427,075	396,088



YARRA JUNIOR FOOTBALL LEAGUE
A.B.N. 99 078 869 953

STATEMENT BY MEMBERS OF THE COMMITTEE


The committee has determined that the association is not a reporting entity and that this special purpose financial report should be prepared in accordance with the accounting policies outlined in Note 1 to the financial statements.

In the opinion of the committee the financial statements as set out on pages 1 to 7:

1. Presents a true and fair view of the financial position of Yarra Junior Football League as at 31 October 2014 and its performance for the year ended on that date.
2. At the date of this statement, there are reasonable grounds to believe that Yarra Junior Football League will be able to pay its debts as and when they fall due.

This statement is made in accordance with a resolution of the Committee and is signed for and on behalf of the Committee by:

President: 
Mr P. Haddad

Vice President: 
Mr. P. Graham

Dated this day of 3rd December, 2014.

**INDEPENDENT AUDITOR'S REPORT
TO THE MEMBERS OF YARRA JUNIOR FOOTBALL LEAGUE
A.B.N. 99 078 869 953**

Report on the Financial Report

We have audited the accompanying financial report, being a special purpose financial report of Yarra Junior Football League (the association), which comprises the balance sheet as at 31 October 2014, and the income statement, a summary of significant accounting policies, other explanatory notes and the statement by members of the committee.

Committee's Responsibility for the Financial Report

The committee of the association is responsible for the preparation and fair presentation of the financial report and have determined that the accounting policies described in Note 1 to the financial statements, which form part of the financial report, are consistent with the financial reporting requirements of the Associations Incorporation Act and are appropriate to meet the needs of the members. The committee's responsibility also includes designing, implementing and maintaining internal control relevant to the preparation and fair presentation of the financial report that is free from material misstatement, whether due to fraud or error; selecting and applying appropriate accounting policies; and making accounting estimates that are reasonable in the circumstances.

Auditors' Responsibility

Our responsibility is to express an opinion on the financial report based on our audit. No opinion is expressed as to whether the accounting policies used, as described in Note 1, are appropriate to meet the needs of the members. We conducted our audit in accordance with Australian Auditing Standards. These Auditing Standards require that we comply with relevant ethical requirements relating to audit engagements and plan and perform the audit to obtain reasonable assurance whether the financial report is free from material misstatement.

An audit involves performing procedures to obtain audit evidence about the amounts and disclosures in the financial report. The procedures selected depend on the auditors' judgment, including the assessment of the risks of material misstatement of the financial report, whether due to fraud or error. In making those risk assessments, the auditors consider internal control relevant to the entity's preparation and fair presentation of the financial report in order to design audit procedures that are appropriate in the circumstances, but not for the purpose of expressing an opinion on the effectiveness of the entity's internal control. An audit also includes evaluating the appropriateness of accounting policies used and the reasonableness of accounting estimates made by the committee, as well as evaluating the overall presentation of the financial report.

The financial report has been prepared for distribution to members for the purpose of fulfilling the committee's financial reporting obligations under the Associations Incorporation Act. We disclaim any assumption of responsibility for any reliance on this report or on the financial report to which it relates to any person other than the members, or for any purpose other than that for which it was prepared.

We believe that the audit evidence we have obtained is sufficient and appropriate to provide a basis for our audit opinion.

Independence

In conducting our audit, we have complied with the independence requirements of Australian professional ethical pronouncements.

**INDEPENDENT AUDITOR'S REPORT
TO THE MEMBERS OF YARRA JUNIOR FOOTBALL LEAGUE
A.B.N. 99 078 869 953**

Emphasis of Matter


Without qualifying our opinion, we draw attention to the fact that included in the assets of the Association are leasehold improvements at a cost amounting to \$241,357. No amortization has been charged in respect of these improvements.

Auditors' Opinion

In our opinion, the financial report of Yarra Junior Football League presents fairly, in all material respects the financial position of Yarra Junior Football League as of 31 October 2014 and of its financial performance for the year then ended in accordance with the accounting policies described in Note 1 to the financial statements, and the Associations Incorporation Act .

Name of Firm: CWS Sincock & Co.
Chartered Accountants

Name of Partner:



Mr R. Sincock

Address: Level 4, 112 Wellington Parade, East Melbourne, Victoria, 3002

Dated this day of 3rd December, 2014.

YARRA JUNIOR FOOTBALL LEAGUE
A.B.N. 99 078 869 953

CERTIFICATE BY MEMBERS OF THE COMMITTEE

I, Mr P. Haddad of certify that:


- (a) We are members of the committee of Yarra Junior Football League.
- (b) We attended the annual general meeting of the association held on.
- (c) We are authorised by the attached resolution of the committee to sign this certificate.
- (d) This annual statement was submitted to the members of the association at its annual general meeting.

Committee Member:



Mr P. Haddad

Committee Member:



Mr P. Graham

Dated this day of 3rd December, 2014.

PHOTO CONTRIBUTION FROM CLUBS

