

It's  
about  
the  
**kids**



**SOUTH  
METRO  
JUNIOR**  
FOOTBALL LEAGUE

**2019  
ANNUAL  
REPORT**

# ANOTHER **HUGE** YEAR IN THE **SMJFL**



# 3,737

## GAMES PLAYED



# 724

## UMPIRES

## GOALS SCORED

# 36,909



# 11,146

## players



# 497

## teams




# 2,513

 Female players

## across

# 124

 teams

# CONTENTS

**A MESSAGE FROM OUR CHAIRMAN  
AND CHIEF EXECUTIVE OFFICER** PAGE 4

**2019 - 2021 STRATEGIC PLAN** PAGE 6

**THE BOARD** PAGE 7

**THE STAFF** PAGE 8

**PEOPLE OF THE SMJFL** PAGE 9

**SMJFL MEMBER CLUBS** PAGE 10

**PILLAR 1. GOVERNANCE** PAGE 11

**PILLAR 2. FOOTBALL** PAGE 12

**TALENT** PAGE 14

**UMPIRE ACADEMY** PAGE 16

**THUNDER & LIGHTNING CARNIVAL** PAGE 18

**GRAND FINALS** PAGE 19

**RESULTS** PAGE 20

**PILLAR 3. COMMUNITY** PAGE 38

**HEALTHY CHOICES** PAGE 40

**COUNCILS & PARKSVIC** PAGE 41

**PARTNERS** PAGE 42

**EVENTS** PAGE 46

**RECOGNITION AWARDS** PAGE 48

**AFL VICTORIA** PAGE 50

**MEDIA** PAGE 51

**FINANCIALS** PAGE 52

# A message from our Chairman and Chief

In November 2018, the SMJFL headquarters (HQ) moved from its temporary office at Keys Road back to RSEA Park as co-tenants with St Kilda Football Club, the Southern Football Netball League (SFNL), AFL Victoria (AFLV) regional staff and Sandringham Dragons (SD). The move back to Linton Street sees the entire football pathway under the one roof including juniors, NAB talent and senior football, all the way to AFL and AFLW. The SMJFL would like to thank St Kilda Football Club for their support, and look forward to continuing to build the relationship and develop football within the region.

Season 2019 had a later-than-normal start due to Easter and the school holidays, commencing on Friday 26 April. There were 15 rounds of football, plus finals, which saw the season conclude with 11,153 SMJFL players, 497 teams and 3,657 home and away matches. In addition there were 154 finals matches, 47 of which were Grand Finals, and 224 Lightning Carnival 'mini-games'.

Female participation continues to grow, spurred by the popularity of the AFLW. This season saw an increase of 155 girls in the league from 2018. This brought the season total to 2,513, growing from 72 to 133 teams. These numbers are expected to grow again when St Kilda Football Club enter the AFLW competition next year.

Whilst this expansion has exceeded all expectations, it has created some challenges for clubs and the league, including access to grounds, unisex facilities and volunteer administration. The League continued with the Melbourne South Facilities Strategy which was initiated by the SMJFL in 2018 and supported by football leagues across the region. Council partners and AFLV continue to provide strategic documentation to support the expansion, improvement and upgrading of infrastructure to develop the league's growth. AFLV this year

approved a \$25,000 grant for 150 lux lights to be installed at Scammell Reserve in Oakleigh. The league will continue to work with all clubs and advocate to Governments at all levels.

The Monarch SMJFL Umpire Academy continues to be the largest employer of football umpires in Australia for the second year running. In 2019, the number of umpires increased by 103 to 724 in total. Club Volunteer Umpires also increased by 63 volunteers in 2019. The academy is led by Umpire Academy Manager Cam Watts and his team of Umpire Coaches who provide mentoring, education and support to all umpires, the majority of them under the age of 18.

## **2019 Highlights**

The league's new 2019-2021 Strategic Plan was launched in December 2018 and delivered to the clubs at the Annual General Meeting (AGM). The strategy focuses on three key pillars; Governance, Football and Community.

The SMJFL Club Conference was a new initiative attended by over 130 club volunteers, including Presidents, Secretaries, Coaching Directors and Child Safety Officers (CSO). The event received great feedback by the clubs and will remain a permanent fixture at the start of each year.

The Healthy Choices Canteens (HCC) initiative was piloted in 2019. This State Government-led program encourages healthy food options for kids in junior sport. In late 2016, the league made a commitment to remove all junk food sponsorships. In 2018, the league was successful in receiving a VicHealth grant and was part of the research for 'Reducing Junk Food in Sponsorship'. The league's commitment to health and wellness led to the appointment of League Dietitian, Sarina Lococo to develop resources for member clubs and their canteens. Through this pilot project, the league was able

# Executive Officer



to secure funding from Kingston, Bayside and Glen Eira City Councils. The league has also secured a major sponsor for the HCC in 2020 and will make the announcement in the coming months. Cabrini Emergency also signed on as a new partner this season. Cabrini offered all SMJFL players 50% off emergency visits. All Trainer bibs also carried the Cabrini logo which 100 of them were provided to clubs free of charge.

## Thank you

Thank you to Monash University, who signed on for a further two years as the Major Partner of the league, ending in December 2020. The league would like to acknowledge Monash University for all their support of community junior football. Thank you also to the clubs for helping put up the Monash tear drop banners at all ground, which will continue to be a key feature.

Thank you to the clubs and their CSO's for their ongoing commitment to child safety. Clubs have been proactive with the child safety standards and developing a supportive and protective culture. The SMJFL continues to be a leader in Child Safety and will continue to look at what can be done to support clubs in this area.

The league is also fortunate to have an exceptional Executive team and staff led by Chief Executive Officer Sarah Loh and General Manager – Football and Operations, Emily Beventyre. The league has a dedicated Board

who volunteer so much of their time to ensure there is a safe and fair environment for all our players, regardless of gender or ability. The league would like to acknowledge the ongoing support of Parks Victoria, the six LGA's (Glen Eira, Monash, Kingston, Bayside, Port Phillip and Stonnington) and all the other Corporate Partners.

Thank you to all the club committees, game day officials, parents, family, friends and supporters. It is these individuals that form the fabric of each club and make Australian Football the great game it is. The league continues 'to provide kids a safe, supportive and inclusive environment which develops, promotes and encourages participation in Australian Football'. The league looks forward to 2020 and, in the words of our previous Chairman Peter Ryan, it continues to be 'about the kids'.



# SMJFL MEMBER CLUBS



Ajax FC



Ashwood JFC



Beamaris FC



Bentleigh JFC



Brighton Beach JFC



Caulfield JFC



Cheltenham JFC



Dingley JFC



East Brighton Vampires JFC



East Malvern JFC



East Sandringham JFC



Hampton Rovers AFC



Highett FC



Mordialloc-Braeside JFC



Murrumbeena JFC



Oakleigh JFC



Ormond JFC



Port Melbourne FC



Prahran JFC



South Melbourne Districts JFC



St Bedes/Mentone AFC



St Kilda City JFC



St Paul's Mckinnon JFC



St Peters FC



Waverley Park Hawks JFC



# 2019 - 2021 STRATEGIC PLAN

## OUR VISION

Continue to be the industry leader in the administration and delivery of junior sport whilst positively contributing to the community.

## OUR MISSION

To provide kids a safe, supportive and inclusive environment while promoting health and wellbeing and maximising participation in Australian Football.

## OUR VALUES

- Fun - Passionate, energetic and innovative
- Accountability - Through open and transparent communication
- Integrity - Independent, honest, fair and impartial
- Respect - By promoting tolerance and fairness for all

## PILLAR 1. GOVERNANCE

Ensure the organisation is managed in a way that ensures the long-term viability of the league.

- Ensure best practice in financial management
- Be an employer of choice
- Work with clubs to provide a safe environment for all players and volunteers

## PILLAR 2. FOOTBALL

Manage quality football competitions and development opportunities that are inclusive, safe and fun.

- Consider measures to ensure an equitable competition
- Provide opportunities for a diverse range of players, coaches and umpires to participate in Australian Football
- Work with relevant AFL Clubs and AFL Victoria to provide a clear pathway and development opportunities for players and coaches
- Provide a best practice Umpire Academy Program.

## PILLAR 3. COMMUNITY

Support, develop and collaborate with kids, volunteers, clubs, partners and other stakeholders.

- Help clubs become more viable and sustainable
- Provide access to education programs to foster health and wellbeing
- Use the Melbourne South Facilities Strategy to work with AFL Victoria, Government and members clubs to prioritise and plan for the development of football facilities to better address future needs.



# THE BOARD



LEWIS BEARMAN  
**CHAIRMAN**  
Attendance - 8/8  
Subcommittees -  
Governance;

ROB AIVATOGLOU  
**VICE CHAIRMAN**  
Attendance - 6/8  
Subcommittees -  
Governance; Football;  
Talent & Pathways

JAMIE GRAY  
**DIRECTOR**  
Attendance - 8/8  
Subcommittees -  
Football;  
Talent & Pathways

MATT WEBB  
**DIRECTOR**  
Attendance - 8/8  
Subcommittees -  
Finance; Football;  
Talent & Pathways



TRACEY DAVIES  
**DIRECTOR**  
Attendance - 7/8  
Subcommittees -  
Governance; Football;  
Talent & Pathways

DON ROBERTSON  
**DIRECTOR**  
Attendance - 5/8\*  
Subcommittees -  
Finance

RICHARD BOWEN  
**DIRECTOR**  
Attendance - 8/8  
Subcommittees -  
Governance

\* Granted special leave



# THE STAFF



**SARAH LOH**  
**CHIEF EXECUTIVE**  
**OFFICER**



**EMILY BEVENTYRE**  
**GM - FOOTBALL**  
**& OPERATIONS**



**BRUCE ECKERSALL**  
**FINANCE**  
**MANAGER**



**CAMERON WATTS**  
**UMPIRE ACADEMY**  
**MANAGER**



**IAN LEACH**  
**FOOTBALL**  
**OPERATIONS**  
**COORDINATOR**



**DOMINIQUE BEBBINGTON**  
**CLUB DEVELOPMENT**  
**COORDINATOR**



**GENEVIEVE THORPE**  
**MARKETING**  
**COORDINATOR**



**DOUG HAWORTH**  
**CORPORATE**  
**PARTNERSHIPS**  
**COORDINATOR**

# FORMER STAFF



**TOBY BOYLE**  
**BUSINESS OPERATIONS**  
**MANAGER**



**JEREMY HILL**  
**MARKETING**  
**COORDINATOR**



**MIKE GOLDSMITH**  
**INTERLEAGUE**  
**COACHING**  
**DIRECTOR**



**SARINA LOCOCO**  
**LEAGUE**  
**DIETITIAN**

# PEOPLE OF THE SMJFL

## LIFE MEMBERS

David Andrews  
 Geoff Bayliss Jack  
 Chrapot Colleen  
 Ingliss Steve  
 Kilpatrick Len  
 Manzie Carl  
 Russo Bruce  
 Stegelman\*  
 Pauline Stegelman  
 Doug Williams\*  
 Peter Henwood  
 David Landau  
 Russell McMurray  
 Roger Teale  
 Tim Walsh  
 John Barry  
 \* deceased



## UMPIRE ACADEMY STAFF

**Head Coach**  
 Nick Bergman

**Payroll Coordinator**  
 Michael Bridges

**Boundary Umpire Coaches**  
 Courtney Stelling (Head)  
 Nick Ritchie (Assistant)

**Umpire Liason**  
 Doug Haworth

**Appointment Coordinator**  
 Nick Ritchie

**First Year Novice Umpire Coaches**

**Experienced Umpire Coaches**  
 Glenn Emery  
 Matthew Mahoney

Nathan Guy  
 Doug Haworth  
 Chris Hughes  
 Logan Webster  
 Alannah French

## INTERLEAGUE STAFF

**Coordinator**  
 David Zivin

## TRIBUNAL MEMBERS

**Tribunal Chairperson**  
 Sam Hatzi

**Team Managers**  
 David Zivin  
 Olivia Webb  
 Sue Hughes  
 Kylie Jones

**Tribunal Panel**  
 David Meeve  
 Gary Oram  
 Jim Browne  
 Neil Daly  
 Sharon Daly  
 Mark Dance  
 Jim Magee  
 Ati Damadaran

**Coaches**  
 Steve Walton  
 Josh Green  
 Paul Golding  
 Mark Louis  
 Shane Hamill  
 Andrew Saultry  
 Lache Walker  
 Declan O'Brien Reeve  
 Cam Feild  
 Roger Grech  
 Lou Colella  
 Aldo Mangoni

## APPEALS BOARD MEMBERS

Greg Thomas  
 Andrew Clements  
 Andrew McKenna  
 Matt Fisher

## INTERNSHIP PROGRAM PARTICIPANTS

**Football Operations**  
 Thomas Nolan

**Healthy Choices Project**  
 Ellen Anderson  
 Laura Goodridge  
 Jordan Burke  
 Samuel Pastellas

## PILLAR I. GOVERNANCE

**Ensure the organisation is managed in a way that ensures the long-term viability of the league.**

The SMJFL's 2019-2021 strategic plan was launched at the 2018 Annual General Meeting. The new plan ensures the league continues to support, develop and collaborate with kids, volunteers, clubs, partners and key stakeholders.

The SMJFL continues to be an employer of choice. The Staff Wellness Program launched in November 2018 by SMJFL Dietitian Sarina Lococo. Staff were regularly educated about healthy habits through challenges and activities. The staff, as part of the corporate partnership with MyPhysio, were given free services including regular health assessments and health checks.

The SMJFL regularly liaises with WorkSafe to complete assessments and fulfill employer requirements. The league initiated contact with WorkSafe as part of the move into the new building with a positive result. The annual risk audit was also completed in hand with WorkSafe. The league has its own OH&S committee, and has a representative on the RSEA Park safety committee.

The league has completed annual financial benchmarking to evaluate its expenditures and efficiency. The league also identified other revenue sources to minimise club operational costs. The league was successful in securing partnerships with new businesses and continuing partnerships with Monash University, Options Consulting Group and Monarch.

A new financial auditor was appointed in November 2018. Selwyn Cohen from Cohen Fasciani Chartered Accountants completed an audit at the end of the 2018 and 2019 financial years.

The league continues to work on league and club compliance, particularly focusing on child safety. In 2019, the league worked closely with Child Safety Officers to achieve our Round 4 target of 100 per cent compliance. All clubs were compliant with all standards by Round 5.

The SMJFL headquarters also relocated to RSEA Park. Now located in the Community Wing, the league shares offices with the SFNL, AFL Victoria, and Sandringham Dragons.

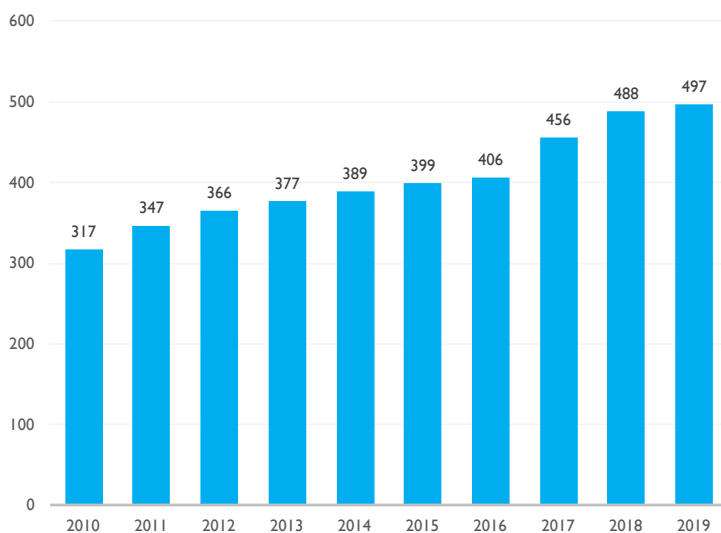


# PILLAR 2. FOOTBALL

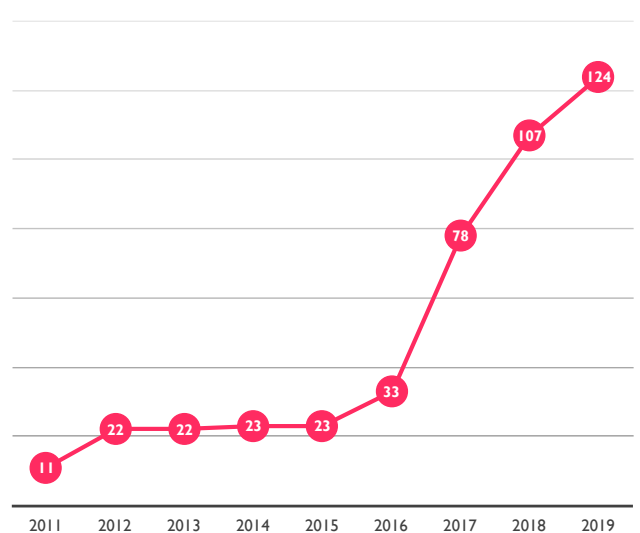
Manage quality football competitions and development opportunities that are inclusive, safe and fun.

The league continued to see significant growth in participation over the 2019 season. There was a 1.84 per cent increase in the number of overall teams, including a 15.89 per cent increase in the number of girls-only teams. The league had 11,153 registered participants playing in over 3,657 fixtures with the South Metro Junior Football League in 2019, spanning across a total of 3,737 games.

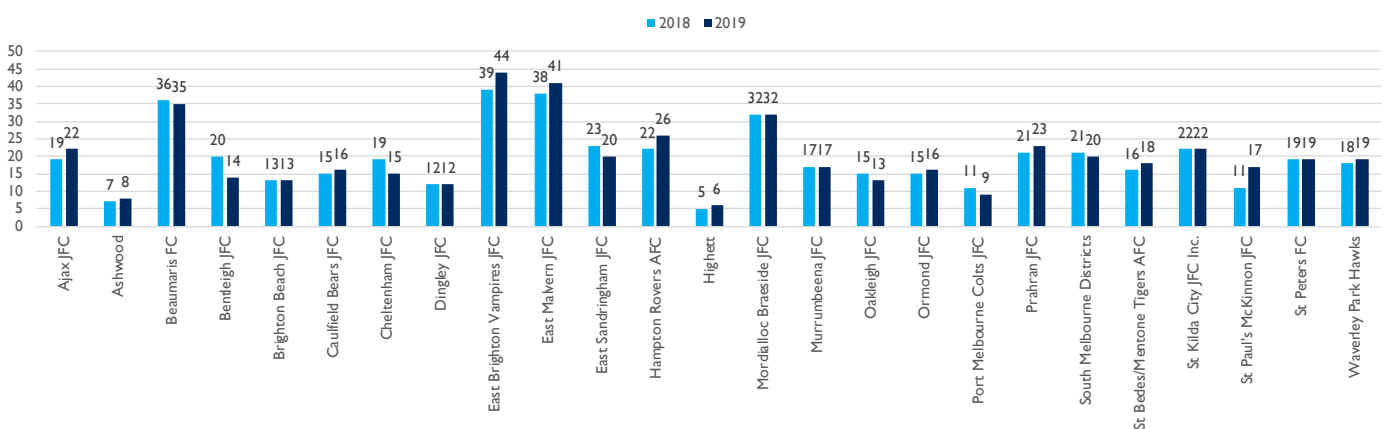
### Overall Teams



### Girls-Only Teams



### Teams per club



# GRADING

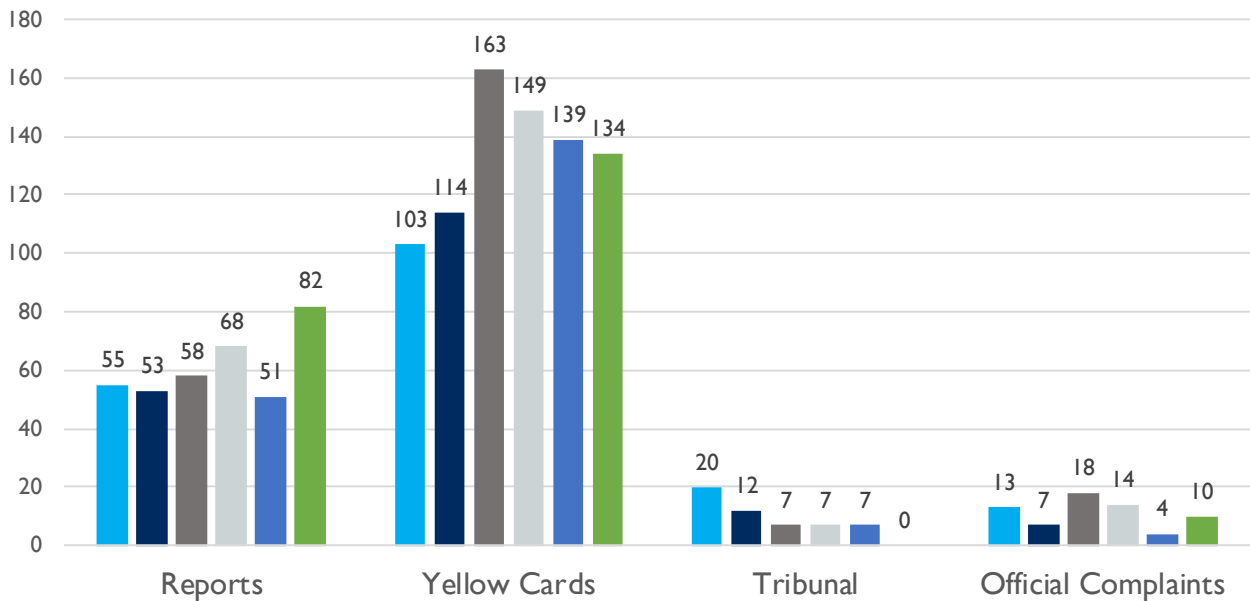
Thank you to the clubs that assisted the league in developing the new Grading Guidelines & Processes that were successfully implemented in 2019.

The league's grading subcommittee worked in conjunction with SMJFL staff on the task of grading close to 500 teams over the season.



## Types of Incidents

■ 2014 ■ 2015 ■ 2016 ■ 2017 ■ 2018 ■ 2019



## MATCH DAY BEHAVIOUR

The league had a significant increase in reports throughout 2019. This is something the clubs and league will continue to work on to ensure we create a safe and welcoming environment to the benefit of our players, umpires and everyone involved in the SMJFL community.



# TALENT

## INTERLEAGUE PROGRAM

In this year's AFL Junior Championship, the Championship moved to a three-game series format, creating a developmental feel to the program. The program was led by Interleague Coaching Director Mike Goldsmith and provided over 150 boys and girls with the opportunity to develop their football and produce their best in front of NAB League scouts. The coaching staff were, again, outstanding in their delivery of training, match day preparation and match day programs.

In another change to the Interleague Program in 2019, the league saw the U13 age group move away from the annual carnival against Yarra JFC. The Interleague Program continued its focus on the 'fundamentals' pivotal to player development.



## INTERLEAGUE RESULTS

2019 - Metro Junior Development Div. 1 Under 14's	Round 1	5/29/2019	SMJFL	0.0-0	YJFL	9.14-68	McKinnon Reserve - McKinnon
	Round 2	6/8/2019	NFL	10.18-78	SMJFL	5.5-35	JE Moore Oval - West Preston
	Round 3	6/10/2019	EFL	21.10-136	SMJFL	6.4-40	East Burwood Reserve Burwood Highway - Burwood East
2019 - Metro Junior Development Div. 2 Under 14's	Round 1	5/29/2019	SMJFL	6.11-47	YJFL	1.10-16	McKinnon Reserve - McKinnon
	Round 2	6/8/2019	NFL	7.1-43	SMJFL	12.13-85	JE Moore Oval - West Preston
	Round 3	6/10/2019	EFL	10.8-68	SMJFL	10.9-69	East Burwood Reserve Burwood Highway - Burwood East
2019 - Metro Junior Development Youth Girls Under 15s	Round 1	5/29/2019	SMJFL	1.4-10	YJFL	0.0-0	Cheltenham Reserve - Cheltenham
	Round 2	6/8/2019	Eastern Region Girls I	3.5-23	SMJFL	5.11-41	Jubilee Park - Ringwood
	Round 3	6/10/2019	NFL	5.9-39	SMJFL	1.10-16	Waterview Recreation Reserve Oval I - Mernda
2019 - Metro Junior Development Youth Girls Under 15s	Round 1	5/29/2019	SMJFL 2	0.1-1	Western Region FL	5.8-38	Cheltenham Reserve - Cheltenham
	Round 2	6/8/2019	YJFL 2	2.4-16	SMJFL 2	5.4-34	Koonung Reserve - Bulleen
	Round 3	6/10/2019	NFL 2	2.3-15	SMJFL 2	3.6-24	Waterview Reserve - Mernda
2019 - Metro Junior Development Div. 1 Under 15's	Round 1	5/29/2019	YJFL	10.9-69	SMJFL	7.5-47	Bulleen Park Oval I - Bulleen
	Round 2	6/8/2019	SMJFL	9.8-62	NFL	5.7-37	Trevor Barker Oval - Sandringham
	Round 3	6/10/2019	SMJFL	5.12-42	EFL	5.4-34	Trevor Barker Oval - Sandringham
2019 - Metro Junior Development Div. 2 Under 15's	Round 1	5/29/2019	YJFL	12.3-75	SMJFL	7.6-48	Bulleen Park Oval I - Bulleen
	Round 2	6/8/2019	SMJFL	12.13-85	NFL	4.6-30	Trevor Barker Oval - Sandringham
	Round 3	6/10/2019	SMJFL	7.12-54	EFL	6.9-45	Trevor Barker Oval - Sandringham

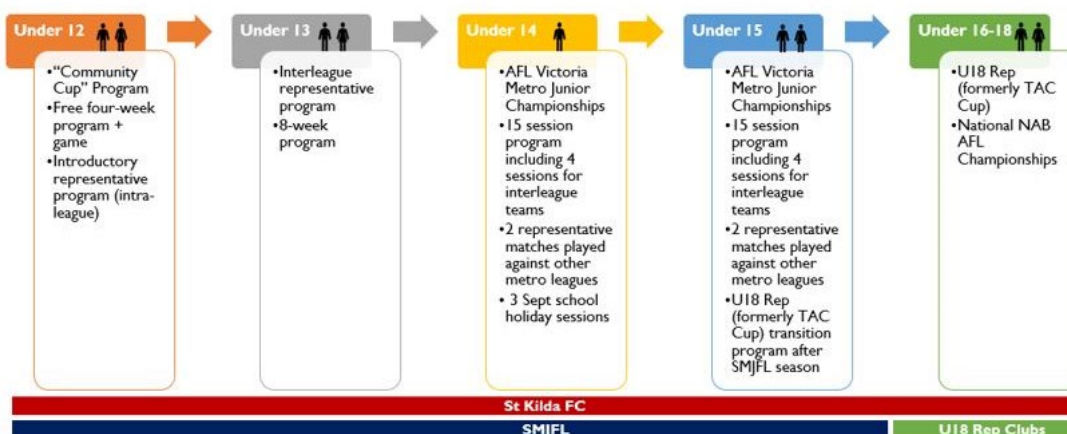


## NEXT GENERATION ACADEMY (NGA)

In 2019, St Kilda FC and the SMJFL continued their partnership and collaboration on a talent pathway and development program in the SMJFL region for promising and emerging players. St Kilda's NGA selects talented players within the SMJFL league and nurtures their talent throughout the season. The program involves both boys and girls aged between 11 and 18, with a focus on Indigenous and multicultural heritage involvement.



### Junior Talent Pathway for SMJFL Players



## INTRALEAGUE COMMUNITY CUP

The annual Community Cup continued to be a standout event of the SMJFL season. 100 promising players from each club participated in a four-week training program, and competed in two games on the final day of the season. These players elevated their football skills and prepared themselves for potential Interleague and Next Generation Academy selection. This year, both boys and girls teams competed for the Dal Santo/Brayshaw Cup, and girls in the Searle/??? Cup, with all players representing St Kilda or Melbourne wearing the team colours. The boys won by ? Girls won by ?

# UMPIRE ACADEMY

The SMJFL Monarch Umpire Academy went from strength to strength in 2019. Umpire Academy numbers rose from 621 umpires in 2018 to 724 umpires in 2019, once again establishing the academy as the largest in Australia with the most ever junior umpires registered in any league. Thank you to the umpires for continuing to ensure a high standard of umpiring and for making sure the season ran smoothly.

Monarch partnered with the SMJFL in 2018 and intrinsic to the growth of the academy throughout the year. The SMJFL is extremely thankful to Monarch for their generous contributions and for supporting community football. The league looks forward to continuing the partnership with Monarch in the 2020 season.

The SMJFL Club Volunteer Umpire numbers increased from 330 volunteers in 2018 to 393 volunteers in 2019. These volunteers umpired the modified-rules competitions across the Under 8, Under 9 and Under 10 mixed competitions, and the Under 10 and Under 12 girls. The academy continued to receive tremendous support and dedication from the Club Volunteer Umpires. Club volunteer umpires new to the SMJFL attained their accreditation either by attending a workshop in the pre-season, or by completing the workshop online.

The Academy trained at three different bases this season. Monday night training continued at Sportscover Arena with the VAFA, becoming the third-year training with the senior league. This saw the academy transition more umpires to the VAFA than ever. Wednesday night training continued at Moorleigh Reserve for the majority of the season. For the six week lead-up to the Junior Metropolitan Championships in the middle of the season, the umpires moved to RSEA





Park. The umpires had access to the state-of-the-art theatre, AFL-standard change rooms and facilities, and the back oval on Linton Street. This saw a 20 per cent increase in attendance at umpire training sessions. Across Monday and Wednesday training sessions, the academy had an average of 140 umpires at training each week, all keen to improve their skills.

The academy also saw the SFNL Umpires transition to Moorleigh Reserve and RSEA Park, training immediately after the academy allowing for the SMJFL umpires to have a taste of senior SFNL football. A record number of umpires transitioned to the SFNL this season, with the league picking up 44 umpires.

Spanning across the Under 11 to Under 18 competitions for the 2019 season, the academy attended 4,830 match day field umpire appointments. Recently appointed SMJFL Umpire Academy Appointments Coordinator Nick Ritchie managed to fill 96.83% of the total appointments. In what can be an extremely difficult job taking into consideration umpire availability, the location of grounds and whether or not the umpires also play football, the SMJFL commends Nick for his hard work.



# THUNDER & LIGHTNING CARNIVAL

thundor®



157 teams

This year the league saw new partner Thunder Insurance jump on board with the SMJFL. The 2019 Thunder and Lightning Carnival was played over 2 weekends with standard modified rules. 157 teams from the Under 8s, Under 9s and Under 10s competed on the ovals one last time in a huge event. Highett, Port Melbourne, St Paul's McKinnon and Prahran Junior Football Clubs hosted the Carnival for a second year in a row. The Carnival, aptly renamed to fit the new partnership, included events for all players, coaches and spectators to get involved and enjoy the carnival.

6 groups  
4 teams

224 games played

3,100 players

## WEEK 1

Port Melbourne  
St Pauls  
Prahran

## WEEK 2

Highett  
St Pauls  
Port Melbourne



# GRAND FINALS

The Pepper Money finals were held over three big weekends.

Once again, the SMJFL was able to keep finals entry free of charge, thanks to the generosity of league partners.

The league would like to take the opportunity to thank Cheltenham, Bentleigh, Hampton, Ashwood, Caulfield, Highett, Waverley Park, East Brighton Vampires and East Malvern for hosting finals.

 **47 GRAND FINALS**

**2,080**  
players

**9** grounds  
venues **7**

**414** goals  
kicked



# RESULTS | UNDER 11s

## UNDER 11 MIXED DIV 1

	Team	P	W	L	D	B	FF	FG	For	Agst	%	% Won
1	St Pauls McKinnon JFC	11	10	1	0	0	0	0	599	316	189.56	90.91
2	Brighton Beach JFC Macgowan	11	8	3	0	0	0	0	573	298	192.28	72.73
3	East Sandringham JFC	11	8	3	0	0	0	0	480	317	151.42	72.73
4	East Brighton Vampires JFC Turner	11	7	4	0	0	0	0	522	298	175.17	63.64
5	Ajax U11 Rockets	11	4	7	0	0	0	0	344	492	69.92	36.36
6	Bentleigh Junior Football Club	11	4	7	0	0	0	0	324	578	56.06	36.36
7	Mordialloc Braeside JFC U11 Div 1	11	2	9	0	0	0	0	368	567	64.9	18.18
8	Beumaris U11 Mixed Sharks	11	1	10	0	0	0	0	229	573	39.97	9.09

Premiers	Final Score	Runners Up	Best on Ground	Best & Fairest
Brighton Beach JFC Macgowan	11.9-75 v 2.1-13	St Pauls McKinnon JFC	Ben Portelli Brighton Beach	Luka Sideridis St Pauls McKinnon JFC

## UNDER 11 MIXED DIV 2

	Team	P	W	L	D	B	FF	FG	For	Agst	%	% Won
1	East Malvern JFC - Styles.	11	11	0	0	0	0	0	638	323	197.52	100
2	Caulfield Bears JFC U11 Polars	11	8	3	0	0	0	0	427	274	155.84	72.73
3	St Peters FC U11 ORANGE	11	8	3	0	0	0	0	492	344	143.02	72.73
4	East Malvern JFC - Sangster	11	6	5	0	0	0	0	417	360	115.83	54.55
5	Bentleigh Junior Football Club	11	5	6	0	0	0	0	458	510	89.8	45.45
6	SMD U11 Red	11	3	8	0	0	0	0	344	325	105.85	27.27
7	East Brighton Vampires JFC Redbacks	11	3	8	0	0	0	0	243	589	41.26	27.27
8	Prahran U11 Hodge	11	0	11	0	0	0	0	181	483	37.47	0

Premiers	Final Score	Runners Up	Best on Ground	Best & Fairest
East Malvern JFC - Styles.	8.4-52 v 3.7-25	Caulfield Bears JFC U11 Polars	Joshua Hegan East Malvern	Lachlan Burrows Bentleigh Junior Football Club

## UNDER 11 MIXED DIV 3

	Team	P	W	L	D	B	FF	FG	For	Agst	%	% Won
1	Hampton Rovers AFC	11	11	0	0	0	0	0	641	218	294.04	100
2	Prahran U11 Buckley	11	8	3	0	0	0	0	452	344	131.4	72.73
3	East Malvern JFC - Betheras	11	7	4	0	0	0	0	499	348	143.39	63.64
4	East Brighton Vampires JFC Bloods	11	6	5	0	0	0	0	391	296	132.09	54.55
5	St Peters FC U11 GREEN	11	5	6	0	0	0	0	336	398	84.42	45.45
6	East Sandringham JFC	11	3	8	0	0	0	0	269	417	64.51	27.27
7	Mordialloc Braeside JFC U11 Div 3	11	3	8	0	0	0	0	226	473	47.78	27.27
8	Brighton Beach JFC Grabusnik	11	1	10	0	0	0	0	194	514	37.74	9.09

Premiers	Final Score	Runners Up	Best on Ground	Best & Fairest
Hampton Rovers AFC	17.7-109 v 3.6-24	Prahran U11 Buckley	Jody Cripps Hampton	Jody Cripps Hampton Rovers AFC

# RESULTS | UNDER 11s

## UNDER 11 MIXED DIV 4

	Team	P	W	L	D	B	FF	FG	For	Agst	%	% Won
1	Ajax U11 Stars	10	7	3	0	1	0	0	548	428	128.04	70
2	East Malvern JFC - Campbell	10	6	3	1	1	0	0	475	333	142.64	65
3	Prahran U11 McCorkell	10	6	4	0	1	0	0	357	257	138.91	60
4	St Bedes/Mentone Tigers U11	10	6	4	0	1	0	0	433	317	136.59	60
5	Port Melbourne Colts	9	5	4	0	2	0	0	303	336	90.18	55.56
6	Highbett U11	10	5	5	0	1	0	0	371	427	86.89	50
7	Murrumbena JFC	9	4	5	0	2	0	0	339	335	101.19	44.44
8	Beaumaris U11 Mixed Great Whites	10	3	6	1	1	0	0	307	401	76.56	35
9	East Brighton Vampires JFC Dynamites	10	1	9	0	1	0	0	205	504	40.67	10

Premiers	Final Score	Runners Up	Best on Ground	Best & Fairest
Ajax U11 Stars	8.6-54 v 2.7-19	Prahran U11 McCorkell	Jonty Israel Ajax	Jonty Israel - Ajax U11 Stars Tyson Bradley - Highbett U11

## UNDER 11 MIXED DIV 5

	Team	P	W	L	D	B	FF	FG	For	Agst	%	% Won
1	Cheltenham JFC U11 RED	11	10	1	0	0	0	0	583	257	226.85	90.91
2	Oakleigh JFC	11	10	1	0	0	0	0	563	272	206.99	90.91
3	East Malvern JFC - Lockman	11	8	3	0	0	0	0	521	247	210.93	72.73
4	Waverley Park Hawks U11 Gold	11	6	5	0	0	0	0	383	368	104.08	54.55
5	SMD U11 White	11	4	7	0	0	0	0	399	348	114.66	36.36
6	Ormond JFC	11	2	9	0	0	0	0	232	560	41.43	18.18
7	Beaumaris U11 Mixed Blacktails	11	2	9	0	0	0	0	177	483	36.65	18.18
8	Dingley JFC U11 Div 5	11	2	9	0	0	0	0	173	496	34.88	18.18

Premiers	Final Score	Runners Up	Best on Ground	Best & Fairest
Cheltenham JFC U11 RED	3.5-23 v 1.4-10	East Malvern JFC - Lockman	Charlie Brookes Cheltenham	Charlie Brookes Cheltenham JFC U11 RED

## UNDER 11 MIXED DIV 6

	Team	P	W	L	D	B	FF	FG	For	Agst	%	% Won
1	Waverley Park Hawks U11 Brown	11	9	1	1	0	0	0	539	300	179.67	86.36
2	St Paul's McKinnon JFC	11	9	1	1	0	0	0	482	293	164.51	86.36
3	St Kilda City JFC Inc.	11	7	4	0	0	0	0	442	283	156.18	63.64
4	Mordialloc Braeside JFC U11 Div 6	11	6	5	0	0	0	0	482	448	107.59	54.55
5	Ormond JFC	11	5	6	0	0	0	0	281	434	64.75	45.45
6	Cheltenham JFC U11 BLUE	11	3	8	0	0	0	0	331	503	65.81	27.27
7	Ashwood Junior Football Club	11	3	8	0	0	0	0	271	449	60.36	27.27
8	Hampton Rover AFC	11	1	10	0	0	0	0	320	438	73.06	9.09

Premiers	Final Score	Runners Up	Best on Ground	Best & Fairest
Waverley Park Hawks U11 Brown	6.10-46 v 2.3-15	St Paul's McKinnon JFC	Henry Robinson Waverley	Harry Ockerby - Hampton Rover AFC Henry Robinson - Waverley Park Hawks U11 Brown Jock McKenzie - St Paul's McKinnon JFC

# RESULTS | UNDER 12s

## UNDER 12 GIRLS DIV 1

	Team	P	W	L	D	B	FF	FG	For	Agst	%	% Won
1	St Kilda City	11	9	1	1	0	0	0	395	212	186.32	86.36
2	East Brighton Vampires JFC Mount	11	8	3	0	0	0	0	408	301	135.55	72.73
3	St Peters FC U12 GIRLS DIV 1	11	7	3	1	0	0	0	397	225	176.44	68.18
4	Prahran U12G Hocking	11	6	5	0	0	0	0	351	307	114.33	54.55
5	East Malvern JFC - Eva	11	4	5	2	0	0	0	344	372	92.47	45.45
6	Mordialloc Braeside JFC U12 Girls Div 1	11	4	7	0	0	0	0	279	406	68.72	36.36
7	Caulfield Bears JFC U12 Girls	11	3	8	0	0	0	0	274	370	74.05	27.27
8	Beaumaris U12 Girl Sharks	11	1	10	0	0	0	0	236	491	48.07	9.09

Premiers	Final Score	Runners Up	Best on Ground
Prahran U12G Hocking	3.6-24 v 2.3-15	St Peters FC U12 GIRLS DIV 1	Edie McLachlan Prahran

## UNDER 12 GIRLS DIV 2

	Team	P	W	L	D	B	FF	FG	For	Agst	%	% Won
1	Ormond	11	11	0	0	0	0	0	585	142	411.97	100
2	SMD U12 Girls	11	8	3	0	0	0	0	395	193	204.66	72.73
3	Hampton Rovers AFC 1	11	7	4	0	0	0	0	352	249	141.37	63.64
4	Beaumaris U12 Girls Great Whites	11	6	5	0	0	0	0	394	352	111.93	54.55
5	Port Melbourne Colts	9	4	5	0	0	0	0	224	234	95.73	44.44
6	East Malvern JFC - Lucas-Rodd	10	4	6	0	1	0	0	377	335	112.54	40
7	Brighton Beach JFC Champion	10	2	8	0	1	0	0	165	495	33.33	20
8	Hampton Rovers AFC 2	11	0	11	0	0	0	0	123	615	20	0

Premiers	Final Score	Runners Up	Best on Ground
Ormond	10.4-64 v 6.3-39	Hampton Rovers AFC 1	Sienna Sharp Ormond



# RESULTS | UNDER 12s

## UNDER 12 GIRLS DIV 3

	Team	P	W	L	D	B	FF	FG	For	Agst	%	% Won
1	St Peters FC U12 GIRLS GREEN	10	9	1	0	1	0	0	415	110	377.27	90
2	Prahran U12 Smith	10	9	1	0	1	0	0	468	139	336.69	90
3	St Bedes/Mentone Tigers U12 Girls	10	7	3	0	1	0	0	260	270	96.3	70
4	East Brighton Vampires JFC Taylor	10	6	4	0	1	0	0	362	167	216.77	60
5	East Malvern JFC - Brianna	9	5	4	0	1	0	0	290	210	138.1	55.56
6	Waverley Park Hawks U12 Girls	9	3	6	0	1	0	0	160	311	51.45	33.33
7	Oakleigh JFC	10	3	7	0	1	0	0	177	361	49.03	30
8	Cheltenham JFC U12 GIRLS	10	2	8	0	1	0	0	225	343	65.6	20
9	Mordialloc Braeside JFC U12 Girls Div 3	10	0	10	0	1	0	0	134	579	23.14	0

Premiers	Final Score	Runners Up	Best on Ground
St Peters FC U12 GIRLS GREEN	5.7-37 v 1.2-8	Prahran U12 Smith	Daisy Nouis St Peters

## UNDER 12 GIRLS DIV 4

	Team	P	W	L	D	B	FF	FG	For	Agst	%	% Won
1	Murrumbeena JFC U12 Lionesses	11	8	3	0	0	0	0	482	258	186.82	72.73
2	St Paul's McKinnon JFC	11	8	3	0	0	0	0	530	288	184.03	72.73
3	St Kilda City JFC Inc.	11	7	3	1	0	0	0	423	294	143.88	68.18
4	Bentleigh Junior Football Club	11	7	3	1	0	0	0	448	386	116.06	68.18
5	Baumaris U12 Girl Blacktails	11	7	4	0	0	0	0	420	223	188.34	63.64
6	Ajax U12 Girls	11	3	8	0	0	0	0	270	417	64.75	27.27
7	East Brighton Vampires JFC McPherson	11	3	8	0	0	0	0	285	456	62.5	27.27
8	Dingley JFC U12 Girls Div 4	11	0	11	0	0	0	0	161	697	23.1	0

Premiers	Final Score	Runners Up	Best on Ground
Murrumbeena JFC U12 Lionesses	4.2-26 v 3.2-20	St Kilda City JFC Inc.	Lila Saunders Murrumbeena



# RESULTS | UNDER 12s

## UNDER 12 MIXED DIV 1

	Team	P	W	L	D	B	FF	FG	For	Agst	%	% Won
1	Ajax U12 Comets	10	8	2	0	1	0	0	567	177	320.34	80
2	East Brighton Vampires JFC Jones	9	7	2	0	2	0	0	438	241	181.74	77.78
3	Hampton Rover AFC	10	7	3	0	1	0	0	393	272	144.49	70
4	East Malvern JFC - Higgins	9	4	5	0	2	0	0	280	379	73.88	44.44
5	St Bedes/Mentone Tigers U12 Red	9	3	6	0	2	0	0	281	416	67.55	33.33
6	Prahran U12 Rickard-Wood	9	2	7	0	2	0	0	235	426	55.16	22.22
7	SMD U12 White	10	2	8	0	1	0	0	176	459	38.34	20

Premiers	Final Score	Runners Up	Best on Ground	Best & Fairest
Ajax U12 Comets	7.12-54 v 4.2-26	Hampton Rover AFC	Jethro Gunn Ajax	Jasper Williams East Brighton Vampires JFC Jones

## UNDER 12 MIXED DIV 2

	Team	P	W	L	D	B	FF	FG	For	Agst	%	% Won
1	Beamaris U12 Mixed Sharks	11	9	2	0	0	0	0	551	246	223.98	81.82
2	Brighton Beach JFC Dann	11	7	4	0	0	0	0	501	348	143.97	63.64
3	Murrumbeena JFC	11	7	4	0	0	0	0	322	276	116.67	63.64
4	Bentleigh Junior Football Club	11	6	4	1	0	0	0	427	373	114.48	59.09
5	Dingley JFC U12 Div 2	11	5	5	1	0	0	0	302	267	113.11	50
6	St Paul's McKinnon JFC	11	5	6	0	0	0	0	294	383	76.76	45.45
7	Caulfield Bears JFC U12 Polars	11	3	8	0	0	0	0	256	361	70.91	27.27
8	Mordialloc Braeside JFC U12 Div 2	11	1	10	0	0	0	0	222	621	35.75	9.09

Premiers	Final Score	Runners Up	Best on Ground	Best & Fairest
Beamaris U12 Mixed Sharks	8.14-62 v 0.3-3	Brighton Beach JFC Dann	Alexander Pitman Beamaris	Ricky Theodoropoulos Bentleigh Junior Football Club

## UNDER 12 MIXED DIV 3

	Team	P	W	L	D	B	FF	FG	For	Agst	%	% Won
1	St Kilda City JFC Inc.	11	10	1	0	0	0	0	505	210	240.48	90.91
2	East Sandringham JFC	11	9	2	0	0	0	0	554	199	278.39	81.82
3	East Malvern JFC - Baxter.	11	8	3	0	0	0	0	484	340	142.35	72.73
4	St Peters FC U12 ORANGE	11	6	5	0	0	0	0	520	315	165.08	54.55
5	Port Melbourne Colts	11	6	5	0	0	0	0	390	298	130.87	54.55
6	East Malvern JFC - Smith	11	2	9	0	0	0	0	304	593	51.26	18.18
7	Mordialloc Braeside JFC U12 Div 3	11	2	9	0	0	0	0	222	573	38.74	18.18
8	East Brighton Vampires JFC Grant	11	1	10	0	0	0	0	152	603	25.21	9.09

Premiers	Final Score	Runners Up	Best on Ground	Best & Fairest
East Sandringham JFC	13.9-87 v 0.4-4	St Peters FC U12 ORANGE	Archie Ludowyke East Sandringham	Kye Fincher St Kilda City JFC Inc.



# RESULTS | UNDER 12s

## UNDER 12 MIXED DIV 4

	Team	P	W	L	D	B	FF	FG	For	Agst	%	% Won
1	Oakleigh JFC	11	10	1	0	0	0	0	427	240	177.92	90.91
2	Caulfield Bears JFC U12 Grizzlies	11	8	3	0	0	0	1	410	243	168.72	72.73
3	Murrumbeena JFC	11	7	4	0	0	1	0	393	320	122.81	63.64
4	Beamaris U12 Mixed Great Whites	11	5	6	0	0	0	0	267	318	83.96	45.45
5	East Brighton Vampires JFC Samild	11	4	6	1	0	0	0	283	345	82.03	40.91
6	Waverley Park Hawks U12 Gold	11	4	7	0	0	0	0	375	427	87.82	36.36
7	Ashwood Junior Football Club	11	3	7	1	0	0	0	232	431	53.83	31.82
8	Cheltenham JFC U12	11	2	9	0	0	0	0	319	382	83.51	18.18

Premiers	Final Score	Runners Up	Best on Ground	Best & Fairest
Oakleigh JFC	4.9-33 v 1.7-13	Caulfield Bears JFC U12 Grizzlies	Ioannis Armatas Oakleigh	Tom Egan Murrumbeena JFC

## UNDER 12 MIXED DIV 5

	Team	P	W	L	D	B	FF	FG	For	Agst	%	% Won
1	Waverley Park Hawks U12 Brown	11	11	0	0	0	0	0	678	160	423.75	100
2	Ormond JFC	11	7	4	0	0	0	0	395	308	128.25	63.64
3	East Brighton Vampires JFC McCormack	11	6	5	0	0	0	0	369	363	101.65	54.55
4	Mordialloc Braeside JFC U12 Div 5	11	5	6	0	0	0	0	461	375	122.93	45.45
5	East Sandringham JFC	11	2	9	0	0	0	0	216	463	46.65	18.18
6	Prahran U12 Stephens	11	2	9	0	0	0	0	164	614	26.71	18.18

Premiers	Final Score	Runners Up	Best on Ground	Best & Fairest
Waverley Park Hawks U12 Brown	3.9-27 v 3.2-20	East Brighton Vampires JFC McCormack	Billy Warrner East Brighton	Levi Thomas Pitsas - Waverley Park Hawks U12 Brown Patrick Klonis - Waverley Park Hawks U12 Brown

## UNDER 12 MIXED DIV 6

	Team	P	W	L	D	B	FF	FG	For	Agst	%	% Won
1	East Malvern JFC - Answerth	11	9	2	0	0	1	0	516	244	211.48	81.82
2	St Paul's McKinnon JFC	11	6	4	1	0	0	0	357	291	122.68	59.09
3	Hampton Rovers AFC	11	5	6	0	0	0	0	336	379	88.65	45.45
4	Ajax U12 Jets	11	5	6	0	0	0	0	325	399	81.45	45.45
5	St Bedes/Mentone Tigers U12 Blue	11	4	7	0	0	0	0	246	397	61.96	36.36
6	SMD U12 Red	11	3	7	1	0	0	1	321	391	82.1	31.82

Premiers	Final Score	Runners Up	Best on Ground	Best & Fairest
East Malvern JFC - Answerth	5.1-31 v 3.1-19	St Paul's McKinnon JFC	Oliver Finster East Malvern	Luke McGinness - St Paul's McKinnon JFC Oliver Pooley - East Malvern JFC - Answerth

# RESULTS | UNDER 13s

## UNDER 13 MIXED DIV 1

	Team	P	W	L	D	B	FF	FG	For	Agst	%	% Won
1	St Bedes/Mentone Tigers U13 Div 1	15	15	0	0	0	0	0	771	340	226.76	100
2	PMSM U13 Div 1	15	13	2	0	0	0	0	781	387	201.81	86.67
3	Brighton Beach JFC Trim	15	9	6	0	0	0	0	588	434	135.48	60
4	East Brighton Vampires JFC	15	9	6	0	0	0	0	620	487	127.31	60
5	Beaumaris U13 Mixed Sharks	15	5	10	0	0	0	0	486	555	87.57	33.33
6	East Malvern JFC - blue	15	5	10	0	0	0	0	483	763	63.3	33.33
7	Ajax U13 Comets	15	4	11	0	0	0	0	613	674	90.95	26.67
8	St Kilda City JFC Inc	9	0	9	0	0	0	0	266	537	49.53	0

Premiers	Final Score	Runners Up	Best on Ground	Best & Fairest
St Bedes/Mentone Tigers U13 Div 1	4.14-38 v 2.0-12	PMSM U13 Div 1	Harrison Oliver St Bedes/Mentone Tigers	Samuel Linder East Brighton Vampires JFC

## UNDER 13 MIXED DIV 2

	Team	P	W	L	D	B	FF	FG	For	Agst	%	% Won
1	Mordialloc Braeside JFC U13 Div 2	15	11	4	0	0	0	0	737	366	201.37	73.33
2	St Peters FC U13 DIV 2	15	10	5	0	0	0	0	732	484	151.24	66.67
3	East Sandringham JFC	9	5	4	0	0	0	0	330	267	123.6	55.56
4	Prahran U13 Martin	15	5	10	0	0	0	0	462	531	87.01	33.33
5	Ormond JFC	15	5	10	0	0	0	0	359	559	64.22	33.33
6	Hampton Rovers AFC	15	4	11	0	0	0	0	439	756	58.07	26.67

Premiers	Final Score	Runners Up	Best on Ground	Best & Fairest
St Peters FC U13 DIV 2	5.10-40 v 4.5-29	Mordialloc Braeside JFC U13 Div 2	Jake Matthews St Peters	Taj Hotton Hampton Rovers AFC

## UNDER 13 MIXED DIV 3

	Team	P	W	L	D	B	FF	FG	For	Agst	%	% Won
1	Waverley Park Hawks U13 Gold	11	11	0	0	0	0	0	710	223	318.39	100
2	PMSM U13 Div 3	11	6	5	0	0	0	0	450	376	119.68	54.55
3	Caulfield Bears JFC U13 Polars	11	5	6	0	0	0	0	309	432	71.53	45.45
4	Oakleigh JFC	11	4	7	0	0	0	0	370	481	76.92	36.36
5	Dingley JFC U13 Div 3	11	4	7	0	0	0	0	358	483	74.12	36.36
6	East Brighton Vampires JFC	11	3	8	0	0	0	0	312	514	60.7	27.27

Premiers	Final Score	Runners Up	Best on Ground	Best & Fairest
Waverley Park Hawks U13 Gold	3.7-25 v 3.6-24	PMSM U13 Div 3	Thomas Fewings Waverley	Thomas Fewings Waverley Park Hawks U13 Gold

# RESULTS | UNDER 13s

## UNDER 13 MIXED DIV 4

	Team	P	W	L	D	B	FF	FG	For	Agst	%	% Won
1	Murrumbeena JFC Hunter.	11	9	2	0	0	0	0	467	293	159.39	81.82
2	East Brighton Vampires JFC	11	7	4	0	0	0	0	459	274	167.52	63.64
3	Highett U13	11	7	4	0	0	0	0	405	277	146.21	63.64
4	St Bedes/Mentone Tigers U13 Div 4	11	6	5	0	0	0	0	359	370	97.03	54.55
5	Murrumbeena JFC Kruse	11	3	8	0	0	0	0	272	422	64.45	27.27
6	East Malvern JFC - white	11	1	10	0	0	0	0	203	529	38.37	9.09

Premiers	Final Score	Runners Up	Best on Ground	Best & Fairest
Highett U13	6.3-39 v 5.5-35	Murrumbeena JFC Hunter.	Harrison Stewart Highett	Harrison Stewart Highett U13

## UNDER 13 MIXED DIV 5

	Team	P	W	L	D	B	FF	FG	For	Agst	%	% Won
1	East Sandringham JFC	11	8	3	0	0	0	0	473	245	193.06	72.73
2	Ajax U13 Jets	11	8	3	0	0	1	0	456	270	168.89	72.73
3	Beaumaris U13 Mixed Great Whites	11	7	3	1	0	0	0	400	258	155.04	68.18
4	Ormond JFC	11	7	4	0	0	0	0	359	254	141.34	63.64
5	Mordialloc Braeside JFC U13 Div 5	11	6	4	1	0	1	0	377	311	121.22	59.09
6	Brighton Beach JFC Hughes	11	5	6	0	0	0	0	291	357	81.51	45.45
7	St Kilda City JFC Inc	11	1	10	0	0	0	0	249	497	50.1	9.09
8	Prahran U13 McNamara	11	1	10	0	0	0	2	155	568	27.29	9.09

Premiers	Final Score	Runners Up	Best on Ground	Best & Fairest
Beaumaris U13 Mixed Great Whites	3.6-24 v 2.5-17	East Sandringham JFC	Mawi McNeish Beaumaris	Mawi Mcneish Beaumaris U13 Mixed Great Whites

## UNDER 13 MIXED DIV 6

	Team	P	W	L	D	B	FF	FG	For	Agst	%	% Won
1	St Paul's McKinnon JFC	11	11	0	0	0	0	0	538	102	527.45	100
2	Ashwood/Waverley Park U13	11	7	4	0	0	0	1	532	238	223.53	63.64
3	PMSM U13 Div 6	11	7	4	0	0	0	0	391	337	116.02	63.64
4	St Peters FC U13 DIV 6	11	4	7	0	0	0	0	208	426	48.83	36.36
5	Hampton Rover AFC	11	2	8	1	0	1	0	209	436	47.94	22.73
6	Oakleigh JFC	11	1	9	1	0	0	0	215	554	38.81	13.64

Premiers	Final Score	Runners Up	Best on Ground	Best & Fairest
St Paul's McKinnon JFC	3.14-32 v 2.1-15	PMSM U13 Div 6	Joshua Hine St Pauls	Calum Smith St Paul's McKinnon JFC

# RESULTS | UNDER 14s

## UNDER 14 GIRLS DIV 1

	Team	P	W	L	D	B	FF	FG	For	Agst	%	% Won
1	East Brighton Vampires JFC Wallace	9	9	0	0	2	0	0	516	86	600	100
2	East Malvern JFC - blue	9	8	1	0	2	0	0	471	80	588.75	88.89
3	Mordialloc Braeside JFC U14 Girls Div 1	10	7	3	0	1	0	0	397	164	242.07	70
4	St Kilda City JFC	10	4	6	0	1	0	0	232	423	54.85	40
5	Beaumaris U14 Girl Sharks	9	3	6	0	2	0	0	184	342	53.8	33.33
6	Prahran U14G Clough	10	2	8	0	1	0	0	79	428	18.46	20
7	St Peters FC U14 GIRLS	9	0	9	0	2	0	0	73	429	17.02	0

Premiers	Final Score	Runners Up	Best on Ground	Best & Fairest
East Brighton Vampires JFC Wallace	0.0-13 v 0.0-7	Mordialloc Braeside JFC U14 Girls Div 1	Meg Webster Mordi Brae	Meg Webster Mordialloc Braeside JFC U14 Girls Div 1

## UNDER 14 GIRLS DIV 2

	Team	P	W	L	D	B	FF	FG	For	Agst	%	% Won
1	Port Melbourne Colts	11	10	1	0	0	0	0	432	114	378.95	90.91
2	Beaumaris U14 Girl Great Whites	11	8	3	0	0	0	0	360	256	140.62	72.73
3	Caulfield Bears JFC U14 Girls	11	7	4	0	0	0	0	248	239	103.77	63.64
4	East Malvern JFC - White	11	6	5	0	0	0	0	319	220	145	54.55
5	Brighton Beach JFC Bayes	11	6	5	0	0	0	0	240	331	72.51	54.55
6	St Bedes/Mentone Tigers U14 Girls	11	5	6	0	0	0	0	274	256	107.03	45.45
7	St Paul's McKinnon JFC	11	5	6	0	0	0	0	238	243	97.94	45.45
8	East Brighton Vampires JFC Jones	11	4	7	0	0	0	0	183	343	53.35	36.36
9	SMD U14 Girls	11	2	9	0	0	0	0	177	303	58.42	18.18
10	Hampton Rovers AFC	11	2	9	0	0	0	0	183	349	52.44	18.18

Premiers	Final Score	Runners Up	Best on Ground	Best & Fairest
Port Melbourne Colts	7.4-46 v 4.3-27	Beaumaris U14 Girl Great Whites	Cameron Millias Port Colts	Siena Farrell Port Melbourne Colts



# RESULTS | UNDER 14s

## UNDER 14 GIRLS DIV 3

	Team	P	W	L	D	B	FF	FG	For	Agst	%	% Won
1	Cheltenham JFC	11	11	0	0	0	0	0	622	90	691.11	100
2	Prahran U14G Wilson	11	9	1	1	0	0	0	408	155	263.23	86.36
3	Waverley Park Hawks U14 Girls	11	7	4	0	0	0	0	398	195	204.1	63.64
4	East Sandringham JFC	11	7	4	0	0	0	0	384	204	188.24	63.64
5	Beumaris U14 Girl Blacktails	11	6	4	1	0	0	0	407	239	170.29	59.09
6	Dingley JFC U14 Girls Div 3	11	6	5	0	0	0	0	378	291	129.9	54.55
7	Mordialloc Braeside JFC U14 Girls Div 3	11	4	7	0	0	0	0	229	441	51.93	36.36
8	East Malvern JFC - red	11	2	9	0	0	0	0	207	559	37.03	18.18
9	Bentleigh Junior Football Club	11	1	9	1	0	0	0	150	447	33.56	13.64
10	Ajax U14 Girls	11	0	10	1	0	0	0	96	658	14.59	4.55

Premiers	Final Score	Runners Up	Best on Ground	Best & Fairest
Cheltenham JFC	3.3-21 v 2.6-18	Prahran U14G Wilson	Sophie McKay Prahran	Paris Xerri Cheltenham JFC

## UNDER 14 GIRLS DIV 4

	Team	P	W	L	D	B	FF	FG	For	Agst	%	% Won
1	Murrumbeena JFC U14 Lionesses	11	10	1	0	0	0	0	556	115	483.48	90.91
2	East Brighton Vampires JFC Milne	11	9	2	0	0	1	0	530	167	317.37	81.82
3	St Kilda City JFC	11	8	3	0	0	0	0	468	237	197.47	72.73
4	Oakleigh JFC	11	5	6	0	0	1	0	295	268	110.07	45.45
5	Beumaris U14 Girl Hammerheads	11	5	6	0	0	0	0	306	314	97.45	45.45
6	Mordialloc Braeside JFC U14 Girls Div 4	11	3	8	0	0	1	1	195	466	41.85	27.27
7	East Malvern JFC - black	11	3	8	0	0	0	2	145	548	26.46	27.27
8	Hampton Rover AFC	11	1	10	0	0	0	0	99	479	20.67	9.09

Premiers	Final Score	Runners Up	Best on Ground	Best & Fairest
East Brighton Vampires JFC Milne	2.5-17 v 0.1-1	Oakleigh JFC	Jodie Palipuamini East Brighton Vampires	Jenae Tipiloura - East Brighton Vampires JFC Milne
				Remy Barker - Beumaris U14 Girl Hammerheads



# RESULTS | UNDER 14s

## UNDER 14 MIXED DIV 1

	Team	P	W	L	D	B	FF	FG	For	Agst	%	% Won
1	East Malvern JFC - blue	11	9	2	0	0	0	0	534	237	225.32	81.82
2	Beaumaris U14 Sharks	11	8	2	1	0	0	0	475	292	162.67	77.27
3	Hampton Rovers AFC	11	6	4	1	0	0	0	440	305	144.26	59.09
4	East Brighton Vampires JFC - Div 1	11	6	5	0	0	0	0	418	376	111.17	54.55
5	St Bedes/Mentone Tigers U14 Div 1	11	6	5	0	0	0	0	457	462	98.92	54.55
6	East Sandringham JFC	11	5	6	0	0	0	0	471	443	106.32	45.45
7	PMSM U14 Div 1	11	2	9	0	0	0	0	337	669	50.37	18.18
8	Mordialloc Braeside JFC U14 Div 1	11	1	10	0	0	0	0	316	664	47.59	9.09

Premiers	Final Score	Runners Up	Best on Ground	Best & Fairest
Beaumaris U14 Sharks	6.3-39 v 2.7-19	East Malvern JFC - blue	Zac Grech Beaumaris	Benjamin Antonis East Sandringham JFC

## UNDER 14 MIXED DIV 2

	Team	P	W	L	D	B	FF	FG	For	Agst	%	% Won
1	St Peters FC U14 DIV 2	11	10	1	0	0	0	0	701	286	245.1	90.91
2	Ajax U14 Comets	11	9	1	1	0	0	0	638	254	251.18	86.36
3	Ormond JFC	11	7	3	1	0	0	0	456	318	143.4	68.18
4	Ashwood JFC	11	7	4	0	0	0	0	526	269	195.54	63.64
5	St Paul's Highbett Doggies	11	5	6	0	0	0	0	402	424	94.81	45.45
6	Waverley Park Hawks U14 Gold	11	3	8	0	0	0	0	341	498	68.47	27.27
7	St Kilda City JFC Inc	11	2	9	0	0	0	0	319	609	52.38	18.18
8	Bentleigh JFC	11	0	11	0	0	0	0	113	838	13.48	0

Premiers	Final Score	Runners Up	Best on Ground	Best & Fairest
St Peters FC U14 DIV 2	2.5-17 v 1.4-10	Ajax U14 Comets	Jackson Dind St Peters	Maximus Sykes Ashwood JFC

## UNDER 14 MIXED DIV 3

	Team	P	W	L	D	B	FF	FG	For	Agst	%	% Won
1	Brighton Beach JFC Farrell	9	7	2	0	2	0	0	421	174	241.95	77.78
2	Prahran U14 Oswald	9	5	4	0	2	0	2	341	338	100.89	55.56
3	Beaumaris U14 Great Whites	9	4	5	0	2	1	0	251	252	99.6	44.44
4	Murrumbeena JFC U14 Hillemacher	8	3	5	0	3	0	0	248	414	59.9	37.5
5	East Malvern JFC - white	9	3	6	0	2	1	0	305	388	78.61	33.33

Premiers	Final Score	Runners Up	Best on Ground	Best & Fairest
Brighton Beach JFC Farrell	5.9-39 v 0.6-6	Prahran U14 Oswald	Cameron Clarke Brighton Beach	Patrick Russell - Murrumbeena JFC U14 Hillemacher Zane O'Keeffe - Murrumbeena JFC U14 Hillemacher

# RESULTS | UNDER 14s

## UNDER 14 MIXED DIV 4

	Team	P	W	L	D	B	FF	FG	For	Agst	%	% Won
1	East Brighton Vampires JFC	8	8	0	0	2	0	0	418	199	210.05	100
2	Caulfield Bears JFC UI4 Polars	9	6	2	1	2	1	0	457	242	188.84	72.22
3	PMSM UI4 Div 4	10	5	3	2	1	0	0	331	305	108.52	60
4	East Malvern JFC - Red	10	4	5	1	1	0	1	387	358	108.1	45
5	Beamaris UI4 Blacktails	10	4	6	0	1	0	0	208	340	61.18	40
6	Cheltenham JFC UI4 Black	10	3	7	0	1	0	0	343	362	94.75	30
7	St Bedes/Mentone Tigers UI4 Div 5	9	1	8	0	2	0	0	195	533	36.59	11.11

Premiers	Final Score	Runners Up	Best on Ground	Best & Fairest
East Brighton Vampires JFC	4.6-30 v 4.4-28	PMSM UI4 Div 4	Josh Stuart East Brighton Vampires	Maximus Sykes Ashwood JFC

## UNDER 14 MIXED DIV 5

	Team	P	W	L	D	B	FF	FG	For	Agst	%	% Won
1	Hampton Rovers AFC	11	11	0	0	0	0	0	591	196	301.53	100
2	Mordialloc Braeside JFC UI4 Div 5	11	8	3	0	0	0	0	474	255	185.88	72.73
3	Waverley Park Hawks UI4 Brown	11	7	4	0	0	0	0	573	277	206.86	63.64
4	Ajax UI4 Jets	11	3	8	0	0	0	0	443	451	98.23	27.27
5	Murrumbeena JFC UI4 Anstee	11	3	8	0	0	0	0	309	431	71.69	27.27
6	St Peters/Ormond	11	1	10	0	0	0	0	151	931	16.22	9.09

Premiers	Final Score	Runners Up	Best on Ground	Best & Fairest
Hampton Rovers AFC	2.8-20 v 2.3-15	Mordialloc Braeside JFC UI4 Div 5	Dylan Van Der Haar Hampton Rovers	Patrick Warr Waverley Park Hawks UI4 Brown



# RESULTS | UNDER 15s

## UNDER 15 BOYS DIV 1

	Team	P	W	L	D	B	FF	FG	For	Agst	%	% Won
1	Mordialloc Braeside JFC U15 Div 1	10	9	1	0	1	1	0	780	278	280.58	90
2	East Malvern JFC - blue	9	8	1	0	2	0	0	746	359	207.8	88.89
3	St Kilda City JFC Inc	9	8	1	0	2	0	0	740	404	183.17	88.89
4	East Brighton Vampires JFC	10	5	5	0	1	0	0	557	694	80.26	50
5	Beaumaris U15 Sharks	10	4	6	0	1	0	0	419	712	58.85	40
6	Ajax U15 Comets	10	3	7	0	1	0	0	540	577	93.59	30
7	PMSM U15 Div 1	10	3	7	0	1	0	0	440	552	79.71	30
8	East Sandringham Rovers	10	3	7	0	1	0	0	462	642	71.96	30
9	St Peters FC U/15 Div 1	10	1	9	0	1	0	1	387	853	45.37	10

Premiers	Final Score	Runners Up	Best on Ground	Best & Fairest
St Kilda City JFC Inc	5.9-39 v 4.3-27	East Malvern JFC - blue	Aydin Rielly St Kilda	George Wardlaw St Peters FC U/15 Div 1

## UNDER 15 BOYS DIV 2

	Team	P	W	L	D	B	FF	FG	For	Agst	%	% Won
1	St Paul's McKinnon JFC	11	11	0	0	0	0	0	871	345	252.46	100
2	Dingley JFC U15 Div 2	11	7	4	0	0	0	0	689	486	141.77	63.64
3	Bentleigh JFC	11	7	4	0	0	0	0	655	527	124.29	63.64
4	St Bedes/Mentone Tigers U15 Div 2	11	3	8	0	0	0	0	473	578	81.83	27.27
5	Cheltenham / Highett	11	3	8	0	0	0	0	492	815	60.37	27.27
6	Murrumbeena JFC	11	2	9	0	0	0	0	423	852	49.65	18.18

Premiers	Final Score	Runners Up	Best on Ground	Best & Fairest
St Paul's McKinnon JFC	6.10-46 v 4.6-30	Dingley JFC U15 Div 2	Jack Behnk St Pauls	Ashley Curry Bentleigh JFC





# RESULTS | UNDER 15s

## UNDER 15 BOYS DIV 3

	Team	P	W	L	D	B	FF	FG	For	Agst	%	% Won
1	Waverley Park Hawks U15 Gold	11	9	2	0	0	0	0	730	492	148.37	81.82
2	East Malvern JFC - white	11	8	3	0	0	1	0	785	474	165.61	72.73
3	Caulfield Bears JFC U15 Polars	11	8	3	0	0	0	0	732	536	136.57	72.73
4	St Kilda City JFC Inc	11	7	4	0	0	0	1	679	471	144.16	63.64
5	PMSM U15 Div 3	11	6	5	0	0	0	0	719	499	144.09	54.55
6	Ashwood JFC	11	4	7	0	0	0	0	549	732	75	36.36
7	East Sandringham Rovers	11	2	9	0	0	0	0	608	714	85.15	18.18
8	Mordialloc Braeside JFC U15 Div 3	11	0	11	0	0	0	0	276	1160	23.79	0
9	St Peters FC U/15 Div 1	10	1	9	0	1	0	1	387	853	45.37	10

Premiers	Final Score	Runners Up	Best on Ground	Best & Fairest
East Malvern JFC - white	7.11-53 v 6.6-42	Waverley Park Hawks U15 Gold	William Maughan East Malvern	Ashley Curry Bentleigh JFC

## UNDER 15 BOYS DIV 4

	Team	P	W	L	D	B	FF	FG	For	Agst	%	% Won
1	Ajax U15 Jets	10	8	0	1	1	1	0	892	186	479.57	85
2	Oakleigh JFC	10	8	1	0	1	0	1	926	247	374.9	80
3	Beaumaris U15 Great Whites	10	7	3	0	1	1	0	759	389	195.12	70
4	East Brighton Vampires JFC	10	5	4	1	1	0	0	744	446	166.82	55
5	Ormond JFC	10	5	5	0	1	0	0	457	722	63.3	50
6	Cheltenham / Highbury	10	4	6	0	1	1	0	474	485	97.73	40
7	East Malvern JFC - red	10	4	6	0	1	0	0	389	692	56.21	40
8	Hampton Rovers AFC	10	2	8	0	1	0	1	271	852	31.81	20
9	Waverley Park Hawks U15 Brown	10	1	9	0	1	1	1	219	986	22.21	10

Premiers	Final Score	Runners Up	Best on Ground	Best & Fairest
Beaumaris U15 Great Whites	6.8-44 v 4.4-28	Ajax U15 Jets	Ethan Zohar Ajax	Michael Amedeo Oakleigh JFC



# RESULTS | UNDER 16s

## UNDER 16 GIRLS DIV 1

	Team	P	W	L	D	B	FF	FG	For	Agst	%	% Won
1	Oakleigh JFC	11	10	1	0	0	0	0	543	194	279.9	90.91
2	East Sandringham JFC	11	9	2	0	0	0	0	627	200	313.5	81.82
3	Port Melbourne Colts	11	6	5	0	0	0	0	385	275	140	54.55
4	St Peters FC U16 GIRLS	11	4	7	0	0	0	0	369	489	75.46	36.36
5	Waverley Park Hawks U16 Girls	11	2	9	0	0	0	0	197	526	37.45	18.18
6	East Malvern JFC	11	2	9	0	0	0	0	201	638	31.5	18.18

Premiers	Final Score	Runners Up	Best on Ground	Best & Fairest
East Sandringham JFC	4.5-29 v 2.5-17	Port Melbourne Colts	Bridie Hipwell East Sandringham	Lucy Wales Oakleigh JFC

## UNDER 16 GIRLS DIV 2

	Team	P	W	L	D	B	FF	FG	For	Agst	%	% Won
1	Mordialloc Braeside JFC U16 Girls Div 2	11	9	2	0	0	0	0	458	217	211.06	81.82
2	St Kilda City Inc.	11	7	4	0	0	0	0	293	255	114.9	63.64
3	Beumaris U16 Girl Sharks	11	6	5	0	0	0	0	419	357	117.37	54.55
4	St Bedes/Mentone Tigers U16 Girls	11	4	7	0	0	0	0	333	379	87.86	36.36
5	East Brighton Vampires JFC Draffen	11	4	7	0	0	0	0	278	365	76.16	36.36
6	Cheltenham JFC	11	3	8	0	0	0	0	242	450	53.78	27.27

Premiers	Final Score	Runners Up	Best on Ground	Best & Fairest
St Kilda City Inc.	7.5-47 v 5.5-35	Mordialloc Braeside JFC U16 Girls Div 2	Kitty Smyth St Kilda	Sascha Pribil Mordialloc Braeside JFC U16 Girls Div 2



# RESULTS | UNDER 16s

## UNDER 16 GIRLS DIV 3

	Team	P	W	L	D	B	FF	FG	For	Agst	%	% Won
1	East Sandringham JFC	11	9	2	0	0	0	0	478	206	232.04	81.82
2	Caulfield Bears JFC U16 Girls	11	7	4	0	0	1	0	354	160	221.25	63.64
3	Ajax U16 Girls	11	7	4	0	0	0	0	264	213	123.94	63.64
4	St Paul's McKinnon JFC	11	5	6	0	0	0	1	319	194	164.43	45.45
5	East Brighton Vampires JFC DayKerrison.	11	5	6	0	0	1	0	284	246	115.45	45.45
6	East Brighton Vampires JFC Sorensen	11	0	11	0	0	0	1	86	766	11.23	0

Premiers	Final Score	Runners Up	Best on Ground	Best & Fairest
St Paul's McKinnon JFC	4.7-31 v 1.3-9	East Sandringham JFC	Georgia Foran - St Pauls	Jessica Rolleman East Sandringham JFC

## UNDER 16 GIRLS DIV 4

	Team	P	W	L	D	B	FF	FG	For	Agst	%	% Won
1	Prahran U16G Oswald	11	9	2	0	0	0	1	569	161	353.42	81.82
2	St Kilda City JFC	11	8	3	0	0	0	0	259	128	202.34	72.73
3	Mordialloc Braeside JFC U16 Girls Div 4	11	6	5	0	0	0	0	276	184	150	54.55
4	Cheltenham JFC	11	6	5	0	0	0	0	338	342	98.83	54.55
5	East Sandringham JFC	11	4	7	0	0	1	0	286	304	94.08	36.36
6	Ashwood	11	0	11	0	0	0	0	67	676	9.91	0

Premiers	Final Score	Runners Up	Best on Ground	Best & Fairest
Prahran U16G Oswald	8.7-55 v 4.4-28	St Kilda City JFC	Amelia Kogler Prahran	Maddison Torpey Mordialloc Braeside JFC U16 Girls Div 4



# RESULTS | UNDER 16s

## UNDER 16 BOYS DIV 1

	Team	P	W	L	D	B	FF	FG	For	Agst	%	% Won
1	Beaumaris UI6 Sharks	11	7	4	0	0	1	1	703	532	132.14	63.64
2	East Brighton Vampires JFC	11	6	5	0	0	1	1	652	583	111.84	54.55
3	Mordialloc Braeside JFC UI6 Div 1	11	5	6	0	0	1	0	638	564	113.12	45.45
4	St Bedes/Mentone Tigers UI6 Div 1	11	4	7	0	0	0	1	476	790	60.25	36.36

Premiers	Final Score	Runners Up	Best on Ground	Best & Fairest
East Brighton Vampires JFC	11.5-71 v 10.6-66	Beaumaris UI6 Sharks	Connor Cooke East Brighton	Marcus Windhager Beaumaris UI6 Sharks

## UNDER 16 BOYS DIV 2

	Team	P	W	L	D	B	FF	FG	For	Agst	%	% Won
1	Ormond JFC	9	7	2	0	2	0	0	620	353	175.64	77.78
2	Bentleigh JFC	9	7	2	0	2	0	0	623	386	161.4	77.78
3	Dingley JFC UI6 Div 2	10	5	5	0	1	0	0	573	514	111.48	50
4	St Kilda City JFC Inc	10	5	5	0	1	0	0	557	557	100	50
5	Oakleigh JFC	9	4	5	0	2	0	0	509	494	103.04	44.44
6	PMSM UI6 Div 2	9	3	6	0	2	0	0	415	580	71.55	33.33
7	Ajax UI6 Comets	10	2	8	0	1	0	0	419	832	50.36	20

Premiers	Final Score	Runners Up	Best on Ground	Best & Fairest
Bentleigh JFC	10.8-68 v 5.6-36	Ormond JFC	Connor Brown Bentleigh	Connor Brown Bentleigh JFC



# RESULTS | UNDER 16s

## UNDER 16 BOYS DIV 3

	Team	P	W	L	D	B	FF	FG	For	Agst	%	% Won
1	Cheltenham JFC	11	10	1	0	0	1	0	827	404	204.7	90.91
2	St Paul's Highett Doggies	10	7	2	1	0	0	0	872	351	248.43	75
3	East Sandringham Rovers.	10	5	5	0	0	0	1	650	531	122.41	50
4	East Malvern JFC	11	4	7	0	0	0	0	451	728	61.95	36.36
5	Murrumbeena JFC U16 Pickering	11	3	7	1	0	0	0	419	782	53.58	31.82
6	Beaumaris U16 Great Whites	9	1	8	0	0	0	0	342	653	52.37	11.11

Premiers	Final Score	Runners Up	Best on Ground	Best & Fairest
Cheltenham JFC	13.13-91 v 6.6-42	St Paul's Highett Doggies	Rex Kilburn Cheltenham	Matthew O'Brien St Paul's Highett Doggies

## UNDER 16 BOYS DIV 4

	Team	P	W	L	D	B	FF	FG	For	Agst	%	% Won
1	St Bedes/Mentone Tigers U16 Div 3	11	9	2	0	0	2	0	969	374	259.09	81.82
2	East Brighton Vampires JFC	10	8	2	0	0	0	1	1043	340	306.76	80
3	Caulfield Bears JFC U16 Polars	9	7	2	0	0	0	0	690	336	205.36	77.78
4	Ajax U16 Jets	11	4	7	0	0	1	0	646	725	89.1	36.36
5	Ormond JFC	11	2	9	0	0	0	0	400	1046	38.24	18.18
6	Mordialloc Braeside JFC U16 Div 4	10	1	9	0	0	0	1	187	1081	17.3	10

Premiers	Final Score	Runners Up	Best on Ground	Best & Fairest
East Brighton Vampires JFC	13.10-88 v 3.4-22	Caulfield Bears JFC U16 Polars	Aidan Soria East Brighton	Nicholas Karamihos Caulfield Bears JFC U16 Polars



# RESULTS | UNDER 17s

## UNDER 17 BOYS DIV 1

	Team	P	W	L	D	B	FF	FG	For	Agst	%	% Won
1	Mordialloc Braeside JFC U17 Div 1	9	8	1	0	2	0	0	532	322	165.22	88.89
2	Bentleigh JFC	10	8	2	0	1	0	0	677	445	152.13	80
3	St Peters FC U17 DIV 1	10	8	2	0	1	0	0	655	433	151.27	80
4	St Bedes/Mentone Tigers U17 Div 2	9	4	5	0	2	0	0	515	434	118.66	44.44
5	East Sandringham Rovers	9	3	6	0	2	1	0	391	574	68.12	33.33
6	Dingley JFC U17 Div 1	10	2	8	0	1	0	0	425	642	66.2	20
7	Beaumaris U17 Sharks	9	0	9	0	2	0	1	259	604	42.88	0

Premiers	Final Score	Runners Up	Best on Ground	Best & Fairest
Mordialloc Braeside JFC U17 Div 1	5.9-39 v 5.4-34	St Bedes/Mentone Tigers U17 Div 2	Will Skinner Mordialloc	Harry Kilfoyle Mordialloc Braeside JFC U17 Div 1

## UNDER 17 BOYS DIV 2

	Team	P	W	L	D	B	FF	FG	For	Agst	%	% Won
1	Caulfield Bears JFC U17 Polars	11	8	2	1	0	0	0	829	302	274.5	77.27
2	St Kilda City JFC Inc	11	8	1	0	0	0	0	808	360	224.44	72.73
3	Waverley Park Hawks U17 Gold	11	7	3	1	0	0	0	930	486	191.36	68.18
4	Cheltenham JFC U17	11	7	4	0	0	0	0	712	638	111.6	63.64
5	Oakleigh JFC	11	6	5	0	0	0	0	881	492	179.07	54.55
6	Murrumbeena JFC U17 Dib	11	3	8	0	0	0	0	566	740	76.49	27.27
7	Mordialloc Braeside JFC U17 Div 2	11	1	10	0	0	0	0	267	1125	23.73	9.09
8	Dingley JFC U17 Div 2	11	1	10	0	0	0	0	247	1097	22.52	9.09

Premiers	Final Score	Runners Up	Best on Ground	Best & Fairest
St Kilda City JFC Inc	6.3-39 v 3.7-25	Caulfield Bears JFC U17 Polars	Austin Murphy St Kilda	Sebastian Harris-Knipe St Kilda City JFC Inc



# RESULTS | UNDER 18s

## UNDER 18 GIRLS DIV 1

	Team	P	W	L	D	B	FF	FG	For	Agst	%	% Won
1	East Malvern JFC	10	8	2	0	1	0	1	746	162	460.49	80
2	St Bedes/Mentone Tigers U18 Girls	9	7	2	0	0	2	0	551	168	327.98	77.78
3	St Peters FC U18 GIRLS	10	7	3	0	1	0	1	608	254	239.37	70
4	Ashwood Junior Football Club	11	3	8	0	0	2	1	227	548	41.42	27.27
5	East Brighton Vampires JFC Angus	11	3	8	0	0	0	1	211	692	30.49	27.27
6	Hampton Rovers AFC	11	3	8	0	0	0	0	154	673	22.88	27.27

Premiers	Final Score	Runners Up	Best on Ground	Best & Fairest
East Malvern JFC	2.2-14 v 0.0-0	St Peters FC U18 GIRLS	Winnie Laing East Malvern	Elizabeth McNamara East Malvern JFC

## UNDER 18 GIRLS DIV 2

	Team	P	W	L	D	B	FF	FG	For	Agst	%	% Won
1	Mordialloc Braeside JFC U18 Girls Div 2	10	9	1	0	1	1	0	610	120	508.33	90
2	Beaumaris U18 Girl Sharks	9	7	2	0	0	0	1	459	170	270	77.78
3	St Kilda City JFC	10	5	5	0	1	1	1	476	281	169.4	50
4	Prahran U18G Suriano	11	4	7	0	0	1	3	233	472	49.36	36.36
5	East Brighton Vampires JFC Sherlock	11	3	8	0	0	2	0	181	439	41.23	27.27
6	St Paul's McKinnon JFC	11	3	8	0	0	1	1	110	629	17.49	27.27

Premiers	Final Score	Runners Up	Best on Ground	Best & Fairest
Beaumaris U18 Girl Sharks	4.9-33 v 2.0-12	Mordialloc Braeside JFC U18 Girls Div 2	Charlotte Ryan Beaumaris	Ebony Angelopoulos Mordialloc Braeside JFC U18 Girls Div 2



# PILLAR 3. COMMUNITY

## Support, develop and collaborate with kids, volunteers, clubs, partners and other stakeholders.

The Community pillar oversees the strategic plan with a renewed focus on developing the SMJFL's involvement in the community. The SMJFL aims to continue to support, develop and collaborate - not only with our partners and stakeholders but also with the clubs, volunteers and kids who are the heart of the league. The addition of key staff to the business department has allowed the SMJFL to provide this support across all areas of the league.

The support from league corporate partners has continued to increase in 2019. In December, the league resigned with our Major Partner Monash University and Official Partner Options Consulting Group - both of whom continue to provide support and contribute to the development of the league. A number of new partners in Cabrini Emergency, Thunder Insurance, Sandringham Zebras, Family Insights, TAC and the Victorian Responsible Gambling Foundation were also signed

in 2019. Without the support of such great partners, the league would not be able to continue our high-quality football competition or development opportunities.

Other relationships with AFL Victoria, SFNL, VAFA and football partners, St Kilda FC and Melbourne FC have been critical in providing quality football competitions, pathways and environments. The league continued to work closely with the Football Development Managers for the region, Tiernan Abrecht, Gary Brown and Dale Wain, as well as our neighbours at the SFNL and Sandringham Dragons, to make the Southern Metropolitan region the best in the state. The partnerships with St Kilda FC and Melbourne FC have been critical in providing talented players and coaches to the elite level whilst giving the community access to unique AFL experiences.

The Club Development Coordinator, Dominique Bebbington, has continued to be the main point of contact for clubs, providing services and resources. Creating resources such as the Club Development Manual and delivering events such as the Club Conference will continue to develop the knowledge and skills of the league's volunteers.

The league is extremely proud of its charity partnership with the Robert





Connor Dawes Foundation (RCD). The clubs and their players and members have, for a third year, delivered an outstanding fundraising result for the foundation during the Kicking Goals for Brain Cancer Round. The round provided greater awareness of paediatric brain cancer and its research. Following the commitment to reducing junk food sponsorship in sport the league launched the Healthy Choices Canteen (HCC) program. The program was run by the SMJFL Dietitian Sarina Lococo. The league looks forward to seeing more SMJFL clubs joining this program in 2020.



# HEALTHY CHOICES

The SMJFL is extremely proud of the Healthy Choices Canteen (HCC) initiative which launched during the 2019 season. The program was successfully piloted at Ormond JFC, where their patrons adjusted their habits while the canteen increased their profits. Caulfield Bears also took part in the initiative, and increased the sale of healthy foods at their club by 25 per cent.

The program was spearheaded by SMJFL Dietitian Sarina Lococo with the help of four Monash University dietetic students who spent seven weeks in the SMJFL offices as part of their internship course requirements. The students spent time cultivating the program by pitching to all clubs at the Club Conference, auditing the club facilities and menus, adjusting their existing menus to suit the program, and training the clubs to operate the program themselves.

Ormond JFC adapted the Healthy Choices Canteen program at the beginning of the 2019 season. The program has successfully shifted club culture and reshaped habits using a traffic light system.

The canteen's goods have been more than 50% green, and less than 20% red. The availability of more healthy options has not only boosted overall sales, but sales of healthy items.

The sales of 'green' items, such as soup, pasta and bottled water, have more than doubled. The sales of



'red' items, such as soft drink and confectionary, have more than halved. The addition of a coffee machine to the club has also drawn in parents to the canteen, who recognise the healthy options available, and buy for their kids. Young staff have also become involved at the club, selling goods in Ormond gear at the canteen.

The HCC initiative has given Ormond JFC families a better game day experience and reinvigorated their club culture as a whole. The SMJFL looks forward to more clubs adopting the program in the 2020 season as we embark on a new partnership with MarketPlace Fresh.



Choose **GREEN** as often as possible  
These are fresh and delicious options that are also good for you.

**AMBER** should be chosen carefully  
These options are not the best and shouldn't be eaten as often.

Limit **RED** choices  
These are options with little nutrition and won't benefit your health.

# COUNCILS & PARKS VIC



In 2019, the SMJFL received a combined total of \$19,500 in grants from Bayside, Glen Eira and Kingston City Councils for the Healthy Choices Canteen. This funding will allow the program to be adopted on a larger scale by additional clubs, and for training sessions to be run for the clubs' education.

The SMJFL is thankful for the support of all councils and Parks Victoria. The league looks forward to working with all again in the 2020 season to make the SMJFL the best it can be.

The SMJFL also received a \$25,000 grant from AFL Victoria for the installation of 150 lux lights at Scammell Reserve in Oakleigh South, allowing for night games at the location.



# MONASH UNIVERSITY

Monash University entered its third year as the major partner of the SMJFL in 2019.

Monash University's financial support has continued to assist the league immensely by keeping finals free-of-charge for all families and attendees. The league was also supported by four Monash University students who assisted the league's dietitian Sarina Lococo in the creation of the Healthy Choices Canteen.

Monash University has been integral in the development of future leaders within the clubs of the league. The Monash University 'Leader of the Month' was awarded to six recipients in 2019.

On 31 July 2019, the SMJFL opened the Monash University Leadership Room. The room serves as the main meeting room of the SMJFL.

Each week, the SMJFL released the 'Monash University Monday Review' with a focus on the Under 17 Boys and Under 18 Girls. The Monash University South Metro Stars representative teams were heavily supported by Monash University throughout their respective games. The equipment and uniforms provided were a direct result of Monash University's contribution to the league.



Monarch signed with the SMJFL as a Premier partner in late 2018, and the partnership has been a huge success.

2018 was the first official year of the SMJFL Monarch Umpire Academy. The partnership enabled the league's umpires to have greater access to resources and equipment which provided crucial support for the growth of the academy's skills. The SMJFL staff uniforms and guernseys were all also embroidered with Monarch branding.

Ormond were the inaugural winners of the Monarch 'Renew a Club' project, where the club will receive a generous clubroom renewal, courtesy of Monarch.

The SMJFL also released a feature video with the Monarch Umpire Academy in Round 10, where the umpires discussed why they joined the academy, what it takes, and what they love most about being an umpire.

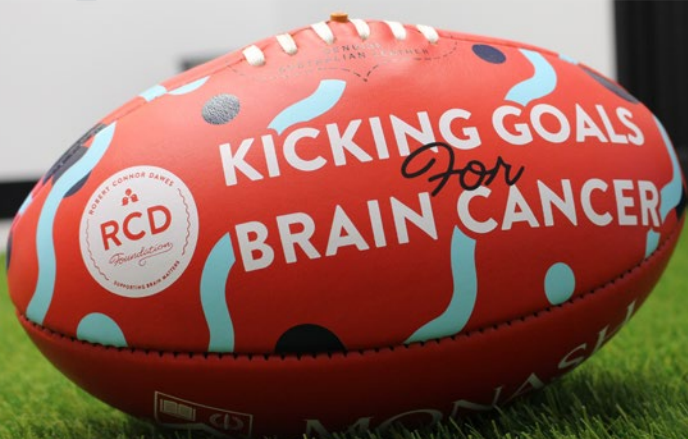
# MONARCH



## RCD FOUNDATION

The Robert Connor Dawes (RCD) Foundation is the SMJFL's official charity partner. The foundation, founded by the Dawes family in 2013, aims to raise money for paediatric brain cancer research following the loss of 18-year-old Connor Dawes to brain cancer six years ago.

The SMJFL celebrated its partnership with the RCD Foundation by holding the Kicking Goals for Brain Cancer Round during Round 12 of the SMJFL season. The combined efforts of the SMJFL clubs and community in selling beanies and donations raised \$32,158.70 this season.



# ST KILDA

The SMJFL continued to work closely with the St Kilda Football Club throughout the 2019 season. The partnership offers SMJFL players access to resources and experiences throughout the second year of the Next Generation Academy (NGA) and the SMJFL Interleague program.

During the AFL Community round, SMJFL players had the opportunity to be a part of the guard of honour before the St Kilda vs West Coast game thanks to the Victorian Responsible Gambling Foundation. The SMJFL logo was also on the big screen throughout the game. The league's Umpire Academy Manager had the opportunity to hand the match ball to the officiating umpires including Chris Donlon, the league's Umpire Ambassador.

The SMJFL was also invited to the unveiling of St Kilda's Reconciliation Action Plan and participated in a welcome and smoking ceremony held at RSEA Park.

The league also continued to partner with St Kilda's major partners, Reflex and Pepper Money, in 2019.



The SMJFL Corporate Partnership Program (CPP) has been hugely successful in welcoming new partners and retaining existing corporate partners. The significant investment made by our partners has enabled the SMJFL to provide additional resources and investments into the operations and administration of the league.

The league's chosen partnerships have assisted club volunteers, who now have more access to league staff and expertise. The injection of funds has also assisted clubs and their finances by ensuring team affiliation costs remain low.

In 2019, the SMJFL was supported by 19 corporate partners and 7 local suppliers, an increase from 16 corporate partners and 6 local suppliers in 2018. Each partner plays a significant role for the league and the SMJFL is proud to be associated with all partners.

# CORPORATE PARTNERS



# EVENTS

## CLUB CONFERENCE

Over 130 club volunteers attended the league's inaugural Club Conference, presented by Options Consulting Group (OCG). It was the first time that the league has held the conference which played an important role in ensuring club organisation off the field in order for things to run smoothly on game day.

The subjects covered ranged from child safety and sports gambling to tackling techniques and club development. The conference's main goal was to help all clubs be as prepared as possible for the 2019 season.

Guest speakers included Monash University Master of Dietetics students and representatives from Options Consulting Group, MyPhysio, Victorian Responsible Gambling Foundation, Grant Professionals, SportsTG, St Kilda Football Club, Family Insights and Nathan Burke Consulting.

Clubs and sponsors were then on-hand for the Season Launch, with the SMJFL kicking off the #StarsOfTomorrow theme for the season.



## MEDIA DAY

In 2019 St Kilda Football Club offered the SMJFL the chance to use their media room, which enabled the league to get great footage of our SMJFL players and volunteers. The content captured was used throughout the season.



## UMPIRE PRESENTATION NIGHT

The 2019 Umpire Presentation Night was held at Kingston City Hall with over 170 in attendance to celebrate the outstanding SMJFL umpires and their achievements in 2019. Monarch SMJFL Umpire Academy Manager Cam Watts presented the night with special guest AFL Umpire Chris Donlon discussing his journey to the highest level and providing some tips to the young aspiring umpires in attendance. Samuel Pritchard claimed the Golden Whistle Award as the most promising umpire of 2019 and Glenn Emery was recognised for umpiring over 200 games.



## PRESENTATION NIGHT

With over 1200 guests in attendance over two sessions, the 2019 SMJFL & AFL Victoria Presentation Night was a huge event! Recognising the 2019 premiers, best and fairest placegetters, special league awards and interleague awards, the event capped off another great season of football.



## THANK YOU DINNER

The Thank You Dinner was presented by Options Consulting Group in 2019 and was held at the Junction Room at RSEA Park. Guests were treated to a great panel of guest speakers – Matt McGregor from the AFL Coaches Association, Karen Paxman, Peta Searle OAM, Olivia Vesely, Jess Sedunary and Lisa Laing. The night offers the clubs and corporate partners a chance to celebrate the season, network and relax before preparing for the 2020 season.



# RECOGNITION AWARDS

## 7 YEAR PLAYERS

### **AJAX**

Coby Felbel, Jayme Baron, Yoni Bergman, Nicolas Zuker, Ilan Davis, Natan Fell, Gabe Jotkowitz, Avinoam Segman, Ben Shaw, Dean Alter, Jack Edwards, Oscar Kaye, Elliott Gaspar, Jude Goldfarb, Jake Okun, Jonah Faigen, Josh Feder, Carter Graham, Jake Joseph, Hank Kister, Jordan Levy, Tye Marabel-Whitburn, Brodie Michelson, Lachlan Mitsel, Joshua Nirens, Nicholas Pike, Toby Smorgon, Mia Zielinski

### **Ashwood JFC**

Lachlan Sharp, James Lee, Daniel Curnow, Noah Billing, Will Dixon, Joseph Fiscaro, Tom Harris, Jacob Hattersley, Cameron Healy, Matthew Loveless, Maximus Sykes

### **Beaumaris FC**

Charlie Beech, Sebastian Stewart, Ashton Phillips, Cameron MacKenzie, Ryan Young, Luke Gold, Noah Buckell, Tully McKinnon, Julian Trajer, Taylor Clarkson, James Dennis, Kai Emery Reed, Elliot Styles, Declan Tibb, Alexander Hopkins, Nate Stroud, Charlie Bruce, Oscar Noble, Will Jeffery, Sean Miller, Thomas Aughterson, George Lewis, Samuel Lewis, Maddison Cox, William Nish, Jack Rimanic, Calsher Dear, Brodie Findlay, Zack Warmuz, Nicholas Di Rosato, Oscar Newstead, Harrison Long, Flynn Magennis, Charlie Harrop, James Appel, Tom O'Rourke, Sam Phillips, Zane Ishchenko, Luke Trantino, Joshua Mathews, Daniel Charles, Noah Ford, Baden Mooney, William Shepherd, Sam Albiston, Nicholas Cleary, Ben Newman-Morris, Josh Clark, Finley McAllister, Joshua Gould, Dashiell McMaster, Aiden McCarthy, Dylan Collins, Joshua Rabak, Jett Butler, Abesolom McCarthy, Lachlan Howell

### **Bentleigh Junior Football Club**

Oliver Aloï, Harrison Barnes, Jack Colman, Billy Davidson, Felix Robinson, Frederick Rowe-Hansen, Joshua Smith, Thomas Stavrinou, Harrison Zandberg, Andrew Avramopoulos, Nick Jemmeson, Max Langworthy, Denver Lund, Ned Hogan, Riccardo Frezza, Jamie Lewis-Hanafin, Mason Dowsett

### **Caulfield Bears JFC**

Harry Nelson, Nicholas Mavropoulos, Patrick Gerrand, Jackson Healey, Ryan Farrar, Charlie Besnard, Hugo Birrell, Jackson Cauchi, Charlie Clancy, Tom Magart, Evan Margaritis, Jack King, Benjamin King, Miro Foldvari, Haddi El Shorbagy, Jake Bird, Harry Penhall, Andrew Kim

### **Dingley Junior Football Club**

Jack Ferraro

### **East Malvern Knights JFC**

Lachlan Brand, Alice Buffham, Hugh Calder, Max Cann, Matthew Carroll, Nicholas Chambers, Miles Enders, Lachlan Francis, Lewis Freeman, Charlie Gaiardo, Thomas Gallacher, Edward Hume, Charlie Hummerston, William James, Hamish

Jukes, Max Kaufman, Holly Kenealy, Amos Kirk, Sam Lindsay, Benjamin Marchant, William Maughan, Will McCormack, Oliver McDonald, Billy McGee, Galimberti, Frank McKenna, Cooper McLean, Sebastian McNamara, Joshua McVean, Joshua Miles, Alexander Morrison, Ben Nadalin, Finn Nankervis, Michael O'Brien, Kaan Ozdemir, Paul Parakilas, Timothy Parris, Hugo Peel, Max Phillips, Fergus Pick, George Pick, Christopher Pietsch, Tom Scalzo, Henry Sibly, Finn Slattery, Archie Steedman, Aleksander Tamaressis, Jasper Thornton, Oliver Toussaint, Harry Vukadinovic, Liam Walters, Aaron Wilson, Marcus Wiseman

### **Highett FC**

Mason Baeni, Ben Cornehl, Rohan Danaher, Jack Lawson, Chaise Mitchell, Josh Dudley, Brendon Holmes, Jack Phillips

### **Mordialloc-Braeside JFC**

Nathan Andrew, Hannah McCorquodale, Harry Raymond, Brylie Wilmshurst, Dylan Cahill, Patrick Kilkenny, Caleb Lewis, Sam Bach, Campbell Burgess, Liam Byrne, Henry Deam, Benjamin Fenech, Jonah Kneen, Zachary Kneen, Jack Casey, McCurdy, William Moutis, Jake Palmer, Sascha Pribil, Samuel Ralph, Broadie Wilken, Ky Allcock, Jason Bakos, Liam Burn, Hayden Cooley, Jack Davis, Kai Day, Flynn Decker, Rory Hannaford, Jade Hanson, Luca Iacovella, Harvey Johnston, Nicholas Johnstone, Flynn McLaughlin, Tarkyn O'Leary, Brodie Peck, Ashton Perara, Nathaniel Petty, Eden Pillay, Mitchell Sugden, Luke Sullivan, Nathan Sullivan, Lachlan Vitriritti, William Watson, Meg Webster, Samuel Worrell

### **Oakleigh JFC**

Michael Amedeo, William Bancovich, Mitchell Boyce, Joshua Boyle, Joseph Burke, Ilias Ernikiolis, Jonah Guergues, Ethan Hele, Philemon Kasimis, Matthew Noone, Tomas Roth, Xavier Soldati, Mackenzie Suppa, Rhys Wright

### **Ormond JFC**

Michael O'Donnell, Jyden Domantay, Ryan Eldering, Saxon Scholz, Nicholas Woolrich, Jonah Zitzen

### **Prahran JFC**

Fergus Willoughby-Gough, Freddie Bede, Harry Dixon, Jack Keating, Jake McPhee, Sam Erez, Will Simpson

### **St Peters FC**

Toby Fenton, Nicholas Madgwick, Connor Montgomery, Thomas Purcell, Leo Wooller, Harrison Baum, Tyrone Corbett, Samuel Cross, Anthony Ferrara, Bailey Fitzsimon, Jackson Hill, Jack Iverson, Jackson Lee, Lachlan McFarlane, Harvey Palma, Samuel Valeri, Kiara Jane Charli Murphy, Benjamin Meo, Carlie Cochrane, Emma Weberruss

# 10 YEAR PLAYERS

## **AJAX**

Ayden Carp, Zac Nissen, Logan Siegel

## **Beaumaris FC**

Michael Gori, Max Heath, Koby Thomson, Angus Edgar, Lachlan Rundmann, Jayden Rodwell, Thomas Spencer, Lucas Rowbury, Jake Baltas, Oliver Straw, Jett Miller, Sam Knight, Liam Hayes, Kye Turner

## **Bentleigh Junior Football Club**

Ross Barlass, Anthony Loiacono, Fletcher Newton, Matthew Canning, Max Charlesworth, Jacob Clough, Kobe Heitlinger, Oliver Hicks, Will Johnston, Sam Loiacono, Joseph Nowell, Nicholas Paizis, Nick Poulos, Samuel Raush, Jack Richards, Jack Stuber, Timothy Syme, Bill Thurgood, Daniel Tinginis

## **Caulfield Bears JFC**

Liam Woods, Fraser Sharman-Smith, Luke Thomas, Henry Nicolay, Max McCulloch, Joel King, Gordon Beet, Beau Bullard, Aidan Yates, Shamus McDonough

## **Cheltenham JFC**

Gus Bonwick, Alec McComb, Declan McComb, Jack Brookes, Isaac Wheatley, Lachlan O'Hara, Dylan Law, William Hibbs, Aidan Carr, Max Ciappara, Samuel Ursprung, Jack Roberts, Jake Ball

## **Dingley Junior Football Club**

Cooper Clohesy, Harrison Rudan, Jack Kennedy, Jake Stafford, Jarryd Thomas, Jeramie Simmons, Matthew Young, Michael Lemon, Nathan Gough, Rory Wallace, Ryan McCall, Seth O'Donnell, Tyler Alexander, Zac White

## **Mordialloc Braeside JFC**

Corey Barden, Jacob Beames, Thomas Fisher, Louis Hanson, Jack Hardeman, Cooper Howell, Finnbar Kenny, Ben Macdermid, Lachlan Morison, Mitchell Morison, Luke Plaisted, Mitch Pondard, Kai Stretton, Jordan Hesline

## **Murumbeena JFC**

Michael Krzywniak, James Canning, Jess Norman, Patrick Bates, Thomas Pizzolante, William Kervin, Christian Dib, Jordan Tranter, Louis McCaughey, Darcy Cornell, Tysen Nguyen, Riley Hansen, Patrick Burrows, Louie Moore, Terence Roccazzella, Oscar Bates, Sean L'Huillier, Harrison Holzer

## **St Bedes/Mentone AFC**

Sebastian Mooney, Flynn Morley, Mackenzie Nicholson, David Goodman, Harley Luscombe, Ethan Hale

## **South Melbourne Districts FC**

Charlie Clarke

## **St Peters FC**

Sebastian Mooney, Flynn Morley, Mackenzie Nicholson, David Goodman, Harley Luscombe, Ethan Hale

## **St Kilda City JFC Inc**

Elijah McMeekin, Henry Nankervis, Jasper Strachan, Patrick Twigg

## **Waverley Park Hawks JFC**

Cooper Thompson, Lachlan King, Michael Ferracane, Kyle Harris, James Mucha



# AFL VICTORIA



The SMJFL has collaborated with AFL Victoria on a number of programs throughout the year, including the following:

- Community visits with St Kilda FC, Melbourne FC and Collingwood
- Tackle Your Feelings pilot
- AFL and VFL Auskick grid games
- Target Schools Program

In 2019, AFL Victoria granted the SMJFL \$25,000 for the installation of 150 lux lights at Scamell Reserve as part of the Melbourne South Facilities Strategy, making night games possible.

SMJFL representatives were also three-time finalists at the 2019 AFL Victoria Community Awards at state level. Craig Nuttall from Prahran JFC won the David Parkin Junior Coach of the Year awards for Victoria. Derek Waters from Caulfield Bears JFC was also a finalist for the award. Jessie Mount from East Brighton Vampires JFC was a finalist for the Peta Searle Female Coach of the Year award.

The SMJFL would like to congratulate all finalists and awards winners on their efforts and for a fantastic season.



## 2019 AFL VICTORIA AWARD WINNERS

<b>Youth Coach of the Year - Central Melbourne Region</b>	Simon Greely	Oakleigh JFC
<b>Youth Coach of the Year - Southern Region</b>	Anton Levine	Ormond JFC
<b>Outstanding Service to Australian Rules Football</b>	Glenn Emery	SMJFL Umpire Coach
<b>Female Coach of the Year - Southern Region</b>	Jessie Mount	East Brighton Vampires JFC
<b>Junior Coach of the Year - Southern Region</b>	Derek Waters	Caulfield Bears JFC
<b>Junior Coach of the Year - Central Melbourne Region</b>	Craig Nuttall	Prahran JFC
<b>David Parkin Junior Coach of the Year - Victoria</b>	Craig Nuttall	Prahran JFC
<b>NAB AFL Auskick Volunteer of the Year</b>	Sean Hanneberry	Old Xaverian's/Prahran Auskick
<b>NAB AFL Auskick Centre of the Year</b>	East Bentleigh Auskick	Cameron Osbourne
<b>NAB AFL Auskick Coordinator of the Year</b>	Jana Kamaralingham	North Dandenong Auskick

# MEDIA

The league published weekly Monday Monash Reviews featuring the Under 17 Boys and Under 18 Girls. The reviews provided insight into competition highlights and proved to be a popular staple item across the league's social media. The league also published Pepper Money Previews into each round of the competition, giving readers an idea of what they should be looking out for in each age group and division. Each preview received an average of 200 likes on Instagram and continued to be popular over the season.

This year saw the introduction of SMJFL Accredited Photographers. This opened up an opportunity for club volunteers, parents and licenced photographers to take photos at all SMJFL matches, including throughout finals and interleague fixtures. This program also provided the SMJFL with weekly photos from around the grounds that could be utilised in the promotion of the league.

The league once again engaged Red Onion to capture all Grand Final images. We also sought the services of photographer Everard Fenton throughout the year as our event photographer, who attended Media Day, Umpire Presentation Night and the SMJFL Presentation Night.



## OUR ONLINE PRESENCE

# 4.54%

growth in Facebook page likes since April 2019

# 30.1%

increase in Instagram followers since December 2018

Average of **1,901** reach per post on Facebook

**886** twitter followers


 **South Metro Junior Football League** July 1 · 🌐

Under 18 Girls Div 1 ➡ St Bedes Mentone Tigers Football Club grab top spot for the first time this season.

Under 17 Boys Div 1 ➡ St Peters Football Club remain the only undefeated side.


Under 17 Boys Div 2 ➡ O.Y.C.F.C - Oakleigh Dragons Junior Football Club and Cheltenham Panthers play out one of the games of the weekend.



SMJFL.COM.AU 

**Monday Monash Review: Round 9 - SMJFL**

Teams across the league thankfully avoided the wet and wild conditions o...

 **South Metro Junior Football League** May 17 · 🌐

Under 16 Boys Div 2 ➡ Ormond Junior Football Club looking to stay undefeated.

Under 15 Boys Div 1 ➡ St Kilda City Junior Football Club shooting for 4-0.

Under 14 Girls Red ➡ South Melbourne Districts JFC looking for their second win of the season.... See More



SMJFL.COM.AU

**Pepper Money Preview: Round 4 - SMJFL**

Round 4 is the last week for teams to make an impression b...

# FINANCIALS

## FINANCIAL REPORT FOR THE YEAR ENDED 31 OCTOBER 2019

### Contents

STATEMENT OF COMPREHENSIVE INCOME

STATEMENT OF FINANCIAL POSITION

STATEMENT OF CHANGES CHANGES IN EQUITY

STATEMENT OF CASH FLOWS

NOTES TO THE FINANCIAL STATEMENTS

STATEMENT BY MEMBERS OF THE BOARD

INDEPENDENT AUDITORS REPORT

# FINANCIALS

## STATEMENT OF COMPREHENSIVE INCOME

For The Year Ended 31 October 2019

REVENUE	NOTE	2019	2018
		\$	\$
Affiliation Fees		398,636	367,391
Sponsorships		264,203	185,755
Merchandise sales		518,607	541,453
Umpiring Fees		403,442	380,890
Finals Revenue		66,729	59,280
Insurance		54,434	54,446
Interleague		30,000	43,618
Interest received & receivable		5,611	6,769
Grants		41,830	59,798
Fines and investigations		15,792	5,340
Other income		4,453	2,619
		1,803,737	1,707,359

EXPENDITURE	NOTE	2019	2018
		\$	\$
Merchandise costs		409,597	457,609
Umpiring costs		377,277	352,122
Employment expenses		564,130	480,998
Finals expenses		107,672	81,970
Functions costs		41,493	40,303
Insurance		54,707	54,718
Interleague		38,366	55,102
Office and general expenses		146,899	101,676
Moorleigh		8,542	8,420
Tribunal and investigations		500	1,936
Target School Program		8,953	9,504
Reserves Initiatives - Sustainability Strategy		20,800	0
Reserves Initiatives - Moorabbin Reserve Move & Setup Costs		29,911	0
Reserves Initiatives - Prior Years		0	60,782
		1,808,847	1,705,140
Profit (loss) for the year	2	-5,110	2,219

# FINANCIALS

## STATEMENTS OF FINANCIAL POSITION

As At 31 October 2019

ASSETS	NOTE	2019 \$	2018 \$
<b>CURRENT</b>			
Cash and cash equivalents	3	791,942	772,080
Receivables and Prepayments	4	36,178	22,957
Inventories	5	7,785	2,981
<b>TOTAL CURRENT ASSETS</b>		<b>835,905</b>	<b>798,018</b>
<b>NON-CURRENT</b>			
Property, plant and equipment	6	6,640	0
Leasehold Improvements	6	0	0
Contribution to Moorabbin Reserve Redevelopment	6	138,444	75,000
Intangibles – Trade Mark at Cost	6	900	900
<b>TOTAL NON-CURRENT ASSETS</b>		<b>145,984</b>	<b>75,900</b>
<b>TOTAL ASSETS</b>		<b>981,889</b>	<b>873,918</b>

LIABILITIES	NOTE	2019 \$	2018 \$
<b>CURRENT</b>			
Payables	7	119,409	73,038
Provisions	8	68,995	72,585
Income Received in Advance	9	56,000	
<b>TOTAL CURRENT LIABILITIES</b>		<b>244,404</b>	<b>145,623</b>
<b>NON CURRENT</b>			
Provisions	10	18,408	29,017
<b>TOTAL LIABILITIES</b>		<b>262,812</b>	<b>174,640</b>
<b>NET ASSETS</b>		<b>719,077</b>	<b>699,278</b>

MEMBERS FUNDS		2019 \$	2018 \$
Retained earnings		719,077	699,278



# FINANCIALS

## STATEMENTS OF CHANGES IN EQUITY

For the year ended 31 October 2019

	NOTE	Accumulated Surplus \$	Total \$
Balance 1 November 2018		699,278	699,278
Surplus (Deficit) for the year		-5,110	-5,110
Adjustment relating to prior periods	11	24,909	24,909
<b>Balance 31 October 2019</b>		<b>719,077</b>	<b>719,077</b>
Balance 1 November 2017		697,060	697,060
Surplus (Deficit) for the year		2,218	2,218
<b>Balance 31 October 2018</b>		<b>699,278</b>	<b>699,278</b>

## STATEMENTS OF CASH FLOWS

For the year ended 31 October 2019

	NOTE	2019 \$	2018 \$
<b>CASH FLOWS FROM OPERATING ACTIVITIES</b>			
Receipts from customers		1,749,049	1,690,938
Payments to suppliers and employees		-1,659,438	-1,659,583
Interest received		5,611	6,769
Net cash provided by (used in) operating activities	12	95,222	38,124
<b>CASH FLOWS FROM INVESTING ACTIVITIES</b>			
Contribution to Moorabbin Resserve Redevelopment		-75360	-75000
Net cash provided by (used in) investing activities		-75360	-75000
Net cash provided		19,862	-36,876
Net increase (decrease) in cash		19,862	-36,876
Cash at beginning of financial year		772,080	808,956
<b>Cash at end of financial year</b>	<b>12</b>	<b>791,142</b>	<b>772,080</b>

# FINANCIALS

## NOTES TO THE FINANCIAL STATEMENTS for the year ended 31 October 2019

### I. Significant Accounting Policies

#### a. Incorporation

South Metro Junior Football League Inc. was incorporated on 5 January 2009.

#### b. Basis of preparation

The financial report is a general purpose financial report that has been prepared in accordance with Australian Accounting Standards, Interpretations and other authoritative pronouncements of the Australian Accounting Standards Board and the Associations Incorporations Reform Act 2012.

The financial report of South Metro Junior Football League Inc. as an individual entity complies with Australian Equivalents to International Financial Reporting Standards. Compliance with Australian Equivalents to International Financial Reporting Standards ensures that the financial statements and notes comply with International Financial Reporting Standards (IFRS).

The financial report has been prepared under the historical cost convention modified by revaluations of selected non-current assets, financial assets and financial liabilities for which the fair value basis of accounting has been applied.

The following is a summary of the material accounting policies adopted by the league in the preparation and presentation of the financial report. The accounting policies have been consistently applied, unless otherwise stated.

#### c. Accounting policies

##### i. Revenue

Affiliation fees and sponsorships are recognised as revenue on a time proportional basis.

Revenue from the sale of goods, is recognized when the significant risks and rewards of ownership of the goods have passed to the buyer and the costs incurred or to be incurred in respect of the transaction can be measured reliably. Risks and rewards of ownership are considered as having passed to the buyer upon the delivery of goods to customers.

Revenues from the provision of services are recognised upon delivery of the service.

Grant revenue is recognised in the income statement when it is controlled. When there are conditions attached to grant revenue relating to the use of those grants for specific purposes it is recognised in the balance sheet as a liability until such conditions are met or services provided.

Interest revenue is recognised on a proportional basis taking into account the interest rates applicable to the financial assets.

##### ii. Cash and cash equivalents

Cash and cash equivalents include cash on hand, deposits held at-call with banks and other short-term highly liquid investments

with original maturities of three months or less.

##### iii. Inventories

Inventories are measured at the lower of cost and net realisable value.

##### iv. Financial instruments

###### Receivables

Trade and other receivables when initially recognised are measured at fair value, which normally approximates their nominal value. Subsequently they are measured at amortised cost using the effective interest rate method.

###### Payables

Trade and other accounts payable are recognised when the association becomes obliged to make future payments resulting from the purchase of goods or services. When initially recognised they are measured at fair value, which normally approximates their nominal value. Subsequently they are measured at amortised cost.

##### v. Property, plant and equipment

Each class of property, plant and equipment is carried at cost or fair value as indicated less, where applicable, any accumulated depreciation and impairment losses.

###### Depreciation

The depreciable amount of items of property, plant and equipment are depreciated on a straight line basis over their estimated useful lives commencing from the time the asset is held ready for use.

The assets' residual values and useful lives of assets

CLASS OF ASSET	USEFUL LIFE
Furniture and Equipment	10
Football Equipment	10
Computer equipment	2

are reviewed at each balance sheet date and adjusted if appropriate.

##### vi. Contribution to Moorabbin Reserve Redevelopment

The Contribution to Moorabbin Reserve Redevelopment is carried at cost or fair value as indicated less, where applicable, any accumulated amortisation and impairment losses.

###### Amortisation

The Contribution to Moorabbin Reserve Redevelopment is amortised on a straight line basis over the period of the Lease Agreement, 25 years.

# FINANCIALS

## vii. Employee benefits

Provision is made for the association's liability for employee benefits arising from services rendered by employees to the end of the reporting period.

Employee benefits that are expected to be settled within one year have been measured at the amounts expected to be paid when the liability is settled, plus related on-costs.

Employee benefits payable later than one year have been measured at the present value of the estimated future cash outflows to be made for those benefits.

Contributions are made by the entity to an employee superannuation fund and are charged as expenses when incurred.

## viii. Provisions

Provisions are recognised when the association has a legal or constructive obligation as a result of past events, for which it is probable that an outflow of economic benefits will result and

that outflow can be reliably measured.

Provisions recognised represent the best estimate of the amount required to settle the obligation at the end of the reporting period.

## ix. Income tax

No Provision for Income Tax has been raised, as the entity is exempt from Income Tax under Division 50 of the Income Tax Assessment Act 1997.

## x. Goods and services tax (GST)

Revenues, expenses and assets are recognised net of the amount of GST, except where the amount of GST incurred is not recoverable from the Australian Tax Office (ATO).

In these circumstances, the GST is recognised as part of the cost of acquisition of the asset or as part of an item of the expense.

Receivables and payables in the statement of financial position are shown inclusive of GST.

		2019	2018
<b>2. Profit for the year</b>	<b>NOTE</b>	<b>\$</b>	<b>\$</b>
Profit for the year has been determined after:			
<b>a. Crediting as revenue</b>			
Interest received and receivable		5,611	6,769
<b>b. Charging as expenses</b>			
Depreciation of property, plant and equipment		0	0
Amortisation of Contribution to Moorabbin Reserve Redevelopment		5,276	0
Auditors fees		5,000	5,500

		2019	2018
<b>3. Cash and cash equivalents</b>	<b>NOTE</b>	<b>\$</b>	<b>\$</b>
Cash at bank		5,442	38,440
Interest bearing deposits		786,500	730,890
Non Interest bearing deposits		0	2,750
		791,942	772,080

		2019	2018
<b>4. Receivables and Prepayments</b>	<b>NOTE</b>	<b>\$</b>	<b>\$</b>
<b>CURRENT</b>			
Trade debtors		34,906	20,330
Other Debtors		12,429	20,602
Less provision for doubtful debts		-16,157	-17,975
Prepayments		5,000	0
		36,178	22,957

		2019	2018
<b>5. Inventories</b>	<b>NOTE</b>	<b>\$</b>	<b>\$</b>
Inventories		7,785	2,981
		7,785	2,981

# FINANCIALS

## NOTES TO THE FINANCIAL STATEMENTS for the year ended 31 October 2019

		2019	2018
<b>6. Property, plant and equipment</b>	<b>NOTE</b>	<b>\$</b>	<b>\$</b>
Furniture and equipment at cost		13,150	6,510
Less provision for depreciation		6,510	6,510
<b>Total property, plant and equipment</b>		<b>6,640</b>	<b>0</b>
Leasehold Improvements		27,394	27,394
Less accumulated amortisation		27,394	27,394
		0	0
Contribution to Moorrabbin Reserve Redevelopment		143,720	75,000
Less accumulated amortisation		5276	0
		138,444	75,000
Intangibles – Trade Mark		900	900

		2019	2018
<b>7. Payables</b>	<b>NOTE</b>	<b>\$</b>	<b>\$</b>
Trade creditors		96,127	59,339
Other creditors and accruals		23,282	13,699
		119,409	73,038

		2019	2018
<b>8. Provisions</b>	<b>NOTE</b>	<b>\$</b>	<b>\$</b>
Provision for employee entitlements		68,995	72,585

		2019	2018
<b>9. Income Received in Advance</b>	<b>NOTE</b>	<b>\$</b>	<b>\$</b>
Sponsorship and grant revenues received in 2019 financial year which relate to 2020 financial year		56,000	0

		2019	2018
<b>10. Non Current Liabilities</b>	<b>NOTE</b>	<b>\$</b>	<b>\$</b>
Provision for employee entitlements		18,408	12,737
Moorabbin Oval Redevelopment Levy		0	16,280
		18,408	29,017

		2019	2018
<b>11. Adjustments Relating to Prior Periods</b>	<b>NOTE</b>	<b>\$</b>	<b>\$</b>
Write-back of balances payable and receivable in relation to a past apparel supplier, inactive since 2016		24,909	0

# FINANCIALS

## NOTES TO THE FINANCIAL STATEMENTS

for the year ended 31 October 2019

12. Cash flow	NOTE	2019 \$	2018 \$
---------------	------	------------	------------

Cash at the end of the financial year shown in the statement of cash flows is reconciled to the related items in the statement of financial position as follows:

Cash at bank		791,942	772,080
--------------	--	---------	---------

For the purpose of the statement of cash flows, cash includes cash on hand and in banks net of outstanding overdrafts.

### b. Reconciliation of cash flow from

Profit (loss) from operations		-5,110	2,218
<b>Non-cash flow items in profit</b>			
Depreciation & amortisation		5276	0
Doubtful debt provision		0	0
<b>Changes in assets and liabilities</b>			
(Increase) decrease in receivables		16,097	560
(Increase) decrease in inventories		-4,804	12,690
Increase (decrease) in payables		41,962	-10,418
Increase (decrease) in provisions		-14,199	33,074
Income received in advance		56,000	
Cash flow from operating activities		95,222	38,124
Cash flows from investment activities			
Contribution to Moorabbin Reserve Redevelopment		-75360	-75000

### 13. Financial risk management

The leagues financial instruments consist mainly of deposits with banks and accounts receivable and payable.

The purpose of these financial instruments is to finance the leagues operations

The league does not have any derivative financial instruments

#### a. Interest rate risk

The leagues exposure to interest rate risk and the effective interest rate of financial assets and financial liabilities both recognized and unrecognized at balance date are as follows:

Financial instruments	Floating interest rate		Non-interest bearing		Total carrying amount		Average interest rate	
	2019	2018	2019	2018	2019	2018	2019	2018
Assets								
Cash	786,500	730,890	5,442	41,190	791,942	772,080	0.74%	0.90%
Receivables and Prepayments			36,178	22,957	36,178	22,957		
Total financial assets	786,500	730,890	41,620	64,147	828,120	795,037		
Liabilities								
Payables			119,409	73,038	119,409	73,038		
Total financial liabilities			119,409	73,038	119,409	73,038		
Net financial assets	786,500	730,890	-77,789	-8,891	708,711	721,999		

# FINANCIALS

## NOTES TO THE FINANCIAL STATEMENTS

for the year ended 31 October 2019

### b. Net fair values

The aggregate net fair values of financial assets and liabilities approximate their carrying amounts.

### c. Credit risk

The maximum exposure to credit risk at balance date in respect of each class of financial assets is the carrying value of those assets

### 14. Related party transactions

Transactions between related parties are on normal commercial terms and conditions that are no more favourable than those available to other parties unless otherwise stated

## STATEMENTS BY MEMBERS OF THE BOARD

for the year ended 31 October 2019

***Annual statements give a true and fair view of financial performance and position of incorporated association***

We, Lewis Bearman and Matt Webb being

Members of the Board of the South Metro Junior Football League Inc., certify that -

The statements attached to this certificate give a true and fair view of the financial performance and position of the South Metro Junior Football League Inc. during and at the end of the financial year of the association ending on 31 October 2019.

Signed:

  
**Lewis Bearman** Director  
Dated: November 18, 2019

  
**Matt Webb** Director  
Dated: November 18, 2019

# FINANCIALS



## Opinion

We have audited the financial report of South Metro Junior Football League Inc (SMJFL), which comprises the statement of financial position as at 31 October 2019, the statement of comprehensive income, statement of changes in equity and statement of cash flows for the year then ended, and notes to the financial statements, including a summary of significant accounting policies and the Statement by members of the Board. In our opinion, the accompanying financial report presents fairly, in all material respects, the financial position of the SMJFL as at 31 October 2019, and of its financial performance and its cash flows for the year then ended in accordance with The Associations Incorporation Reform Act 2012

## Basis for opinion

We conducted our audit in accordance with Australian Auditing Standards. Our responsibilities under those standards are further described in the Auditor's Responsibilities for the Audit of the Financial Report section of our report. We are independent of the SMJFL in accordance with the ethical requirements of the Accounting Professional and Ethical Standards Board's APES 110 Code of Ethics for Professional Accountants (the Code) that are relevant to our audit of the financial report in Australia. We have also fulfilled our other ethical responsibilities in accordance with the Code. We believe that the audit evidence we have obtained is sufficient and appropriate to provide a basis for our opinion.

## Emphasis of matter – Basis of accounting

We draw attention to Note 1 to the financial report, which describes the basis of accounting. The financial report has been prepared to assist South Metro Junior Football League Inc to meet the requirements of The Associations Incorporation Reform Act 2012. As a result, the financial report may not be suitable for another purpose. Our opinion is not modified in respect of this matter.

## Responsibilities of the Board for the financial report

The Board is responsible for the preparation and fair presentation of the financial report in accordance with the financial reporting requirements of the applicable legislation and for such internal control as management determines is necessary to enable the preparation and fair presentation of a financial report that is free from material misstatement, whether due to fraud or error. In preparing the financial report, the Board is responsible for assessing the SMJFL's ability to continue as a going concern, disclosing, as applicable, matters relating to going concern and using the going concern basis of accounting unless the Board either intends to liquidate the Entity or to cease operations, or has no realistic alternative but to do so. The Board is responsible for overseeing the SMJFL's financial reporting process.

## Auditor's responsibilities for the audit of the financial report

Our objectives are to obtain reasonable assurance about whether the financial report as a whole is free from material misstatement, whether due to fraud or error; and to issue an auditor's report that includes our opinion. Reasonable assurance is a high level of assurance but is not a guarantee that an audit conducted in accordance with the Australian Auditing Standards will always detect a material misstatement when it exists. Misstatements can arise from fraud or error and are considered material if, individually or in the aggregate, they could reasonably be expected to influence the economic decisions of users taken on the basis of this financial report. A further description of our responsibilities for the audit of the financial report is located at the Auditing and Assurance Standards Board website at: <http://www.auasb.gov.au/Home.aspx>. This description forms part of our auditor's report.

Firm: Cohen Fasciani  
Chartered Accountants

Partner: Selwyn Cohen

A handwritten signature in black ink, appearing to read "Selwyn Cohen".

Date: November 18, 2019



It's  
about  
the  
**kids**

Community Wing - RSEA Park  
32-60 Linton Street, Moorabbin VIC 3189  
PO Box 3, Moorabbin VIC 3189

03 8594 0293  
[www.smjfl.com.au](http://www.smjfl.com.au)