




YARRA JUNIOR FOOTBALL LEAGUE



2012

ANNUAL REPORT



YARRA JUNIOR FOOTBALL LEAGUE

NOTICE OF MEETING

The fourteenth Annual General Meeting of the Yarra Junior Football League will be held at the Manningham Club on Wednesday 21st November 2012 at 7.30 p.m.

BUSINESS

To confirm the Minutes of the twelfth Annual General Meeting held on 23rd November 2011; to receive and consider the fourteenth YJFL Annual Report and Financial Statement, Election of Office Bearers, Rules and By Law Changes, General Business.

YJFL OFFICE BEARERS - SEASON 2012

President	Mr. P. Haddad
Vice President	Mr. P. Graham
General Manager Finance	Mr. P. Dockery
General Manager Conduct	Mr. M. Moran
General Manager Football	Mr P. Smyth
General Manager Umpires	Mr P. Graham
General Manager Club Relations	Mr I. Gray
General Manager, Football Operations	Mr D. Miller
EMG Member	Ms L. Langley

CLUB - DIRECTORS

Ashburton United JFC	Mr S. Brownhill
Balwyn JFC	Mr A. Wells
Banyule JFC	Mr J. Brown
Beverley Hills JFC	Mr P. Annett
Boroondara Hawks JFC	Mr J. Borland
Brunswick JFC	Mr R. McKenzie
Bulleen Templestowe Districts JFC	Ms S. Robertson
Bundoora JFC	Mr G. Fisher
Camberwell JFC	Mr G. Jackson
Canterbury JFC	Mr P. Townsend
Doncaster JFC	Mr P. Silipo
Doncaster Heights JFC	Mr D. Schwarzer
Fitzroy JFC	Mr M. Buttifant
Glen Iris JFC	Mr G. Nattrass
Greythorn JFC	Mr L. Cronin
Hawthorn Citizens JFC	Mr T. Murray
Heidelberg JFC	Mr M. Peacock
Ivanhoe JFC	Mr G. Elovaris
Kew JFC	Mr M. Paidoussis
Kew Rovers JFC	Mr P. Lane
Macleod JFC	Mr R. Thompson
North Brunswick JFC	Mr P. Gargano
Park Orchards North Ringwood Parish JFC	Mr M. Powell
Parkside JFC	Mr C. Vickers
Preston Bullants JFC	Mr D. Hayes
Richmond JFC	Mr S. Beer
St Damians JFC	Mr P. Perri
St Mary's Greensborough JFC	Mr D. Harris
Surrey Park JFC	Mr S. Dowling
Warrandyte JFC	Mr M. Vogler
Whitehorse Colts JFC	Ms L. Biggerstaff



YARRA JUNIOR FOOTBALL LEAGUE

LEAGUE PATRON

Mr David Parkin

INDEPENDENT TRIBUNAL CHAIRMAN

Mr M. Matheou

INVESTIGATION TRIBUNAL CHAIRMAN

Mr W. Tyrrell

JUDICIAL PANEL

The following members participated on the Investigation Hearing Committee
or Independent Tribunal in 2012:

Messrs T. Cleary, N. Cust, D. Holmes, G. Laurie, R. Rennison, S. Stevens, J. Tasker, C Pearson, D Tindale.

REPRESENTATIVE TEAM COACHES

Messrs, Troy White, Brad Lederman, Frank Di Ciccio, Jeff Hooper, David Miller, Adam Chatfield,
Joe Mezgec, Colin McLeod, Grant King.

JUNIOR DEVELOPMENT OFFICER

Mr. Troy White,

UMPIRES MANAGER

Mr. David Hannan

LIFE MEMBERS

Mr. S. Arnold	Mr L Bale	Mr. A. Beames	Mr. L. Berner
Mr. C. Blain	Mr. J. Broadford	Mr. D. Boyd	Mr. K. Bursill
Mr D. Charter	Mr. T. Cleary	Mr A. Connolly	Mr. N. Cust
Mr. R. Digney	Mr D. Doherty	Mr. D. Dozzi	Mr. J. Edwards
Mr L.Fehr	Mr. B. Frayne	Mrs. S. Frayne	Mr. S. Gitsos (dec)
Mr A. Grace	Mr T. Gray	Mr. I Gray	Mr P. Haddad
Mr. P. Hansen	Mr. J. Hunter	Mr. R. Ibbott	Mr. C. Jackson
Mr. J. Jenkins (dec)	Mr. R. Johnston	Mrs. W. Johnston	Mr. W Johnston (dec)
Mr. R. Langdon	Mr R. Leahy	Mr. P. Mannes	Mr. I. Marsden
Mr. G. Mathews	Mr. R. Metcalf	Mr A. Mills	Mr D. Mongan
Mr R. Morrison	Mr. L. Newham (dec)	Mr. D. Ramsay	Mr R. Rennison
Mr. L. Robertson	Mr, G. Rowland	Mrs M. Seaburgh	Mr S. Stevens
Mr. J. Tasker	Mr. J. Tyrrell	Mr. W. Tyrrell	Mr W. Urwin
Mr W. Wallace	Mr. J. Webb	Mr. D. White	Mr. K. Wright (dec)
Mr. D. Wyatt			

LEAGUE MANAGERS

Mr Peter Nicholls, Mr Martin Webb

P O Box 434 Bulleen Plaza 3105.

Phone: (03) 98506615 Fax: (03) 98507141

Email: admin@yarrajfl.org.au

Website Address: www.yarrajfl.org.au



PRESIDENT'S REPORT — SEASON 2012

The Yarra Junior Football League continued to grow in season 2012. The number of teams grew from 353 in 2011 to 365 in 2012 and there was a record entry of 67 Tackers (Under 9) teams. The Under 10 and Under 12 age groups expanded to six divisions each, up from five divisions in 2011. The Under 11 age group maintained its six divisions from the previous year. The Youth Girls competition grew to twelve teams, up from ten in the inaugural year of 2011. This was due to the transfer of St Damians Youth Girls from the Northern Football League to the YJFL, and the entry of a new team - Bayswater Junior Football Club (Bayswater Bombers) - into the competition.

The YJFL continued to provide a competition for Youth Girls teams from neighbouring leagues – the Eastern Football League (East Burwood and Chirnside Park and Bayswater), the Yarra Valley Mountain District Football League (Seville Ranges and Healesville) and South Metro Junior Football League (East Malvern). For the first time an Under 12 junior girls competition was held with a twelve round season. Five teams entered, and the enthusiasm and enjoyment experienced by the girls was very evident. In 2013 these competitions will continue, and it is hoped that an Under 14 Girls competition can be established to bridge the gap between Under 12 Girls and Youth Girls, which is an Under 18 competition.

On the weekend of 25 and 26 August a record 38 grand finals were held at thirteen venues across the YJFL, and it was wonderful to see so many clubs represented in the final series. Thirty-one out of thirty-seven clubs participated in the finals. Twenty-six clubs had representation in Grand Finals and nineteen clubs won at least one premiership. It was pleasing to see so many players have the opportunity of experiencing the thrill of finals football.

THE EXECUTIVE MANAGEMENT GROUP (EMG)

The League is very fortunate to have the volunteer services of a very professional group of people managing the various functions of the League. Their time commitment is significant and is a major contributing factor to the success of the League. As President, I am very grateful for their support, co-operation and friendship.

Peter Graham (Vice President & Umpires)

Peter oversees the Umpiring area in a very professional and considerate manner. Thank you for your constant support with League issues throughout the year.

Phil Smyth (Football)

Phil's knowledge and understanding of the game is of great importance to the League in the football area.

David Miller (Football Operations)

David's contribution to the football operations area is greatly appreciated and his role with the AFL Victoria Metro Championships is of great importance.

Michael Moran (Conduct)

Mick maintains a watchful eye on our Code of Conduct to provide players with a healthy environment in which to play football, and his professional approach is much appreciated.

Ian Gray (Club Relations)

Ian efforts in visiting club grounds on the weekends and assisting clubs where required is much appreciated.

Lesley Langley (Club Relations)

In her first year with the League, Lesley has brought enthusiasm and commitment to the Club Relations area and has been a great addition to the League.

Peter Dockery (Finance)

Due to his move during the year to Singapore with his employment, Peter will not be able to continue his role with the League beyond 2012. We appreciate his efforts for the short time he was with us.

PRESIDENT'S REPORT — SEASON 2012

AFL VICTORIA METROPOLITAN JUNIOR CHAMPIONSHIPS

Again the Yarra Junior Football League entered five teams in the championships – Under 15 Division 1 and Division 2, Under 14 Division 1 and Division 2 and Youth Girls. Congratulations to the Under 14 Division 1 and 2 and the Under 15 Division 2 teams on winning their grand finals, and to the Youth Girls for making the Grand Final for the first time in only their second year in the competition. Thank you to coaches David Miller, Adam Chatfield, Brad Lederman, Joe Megzec and Jeff Hooper for all the time and effort they put in to once again making the Championship program such a success. Congratulations to Justin Wenke who left the YJFL after many years as Under 15 Division 1 coach at the end of the previous season, and went on to become the premiership coach of the TAC Cup with Oakleigh Chargers this season – an outstanding effort! Thank you to Justin for his outstanding contribution to the YJFL over many years. Thanks also to the army of assistant coaches and other officials who helped out the Championship Coaches this season, and the very supportive parents who spent a lot of time transporting players around for training and matches.

INTERLEAGUE PROGRAM

This season, in an expanded program, the two YJFL Under 13 representative teams played on two separate weekends during the season. On Sunday 9 June an Under 13 Carnival between the YJFL, Northern Football League and South Metro Junior Football League was held at Bulleen Park. Played in a Round Robin format, the Division 1 Shield was won by South Metro and the Division 2 Shield was won by the YJFL. The day was very successful and it is anticipated that this Carnival will become an annual event. Under 13 matches were also played against Northern Football League on Sunday 8 July at Bulleen Park. Many thanks to all the coaches involved – Troy White, Guy Hexter, Frank DiCiccio and Michael Tomara for their contribution to making this program a success.

Interleague matches were also planned for the Under 12 representative teams, but unfortunately out opposition declined to play at the last minute so a match was organised between the two YJFL teams on 8 July. This was a very entertaining and highly skilled match – a credit to the coaches Colin McLeod and Grant King who looked after the boys who had been nominated by their clubs from all teams in all divisions.

CLUB RELATIONS


With 365 teams in 37 member clubs it is an enormous task for Club Relations Board Members to get around and see as many teams as possible on a Sunday that are spread across a wide area of Melbourne. Generally an area or "zone" is targeted and the aim is to observe at least one or two quarters of game time at each of the grounds of YJFL clubs in that chosen area. On a good day five to six grounds are visited and a wide selection of grades and age groups are seen in action. Often it is a case of dropping in with no particular purpose but to check everything is running as per League requirements and to be available to clubs to chat to about any issues or queries they may have, or even more enjoyably simply to be shown the good work a club is doing, programs they have introduced for their players, improvements to facilities, etc. This is by far the most satisfying aspect of the job, the connection with the extremely hard-working volunteers every club has and watching the kids play footy and have fun. Unfortunately there are also the visits brought about by reports of misconduct, which this year increased as finals approached. Thankfully clubs in the main were quick to respond to requests to remind their team officials and spectators of the policies regarding appropriate behaviour, which are in place for the benefit of the children playing the game and to create an enjoyable atmosphere for everyone watching.

One of the highlights of the YJFL calendar is Tackers Day. This day, run at a frantic pace, is a credit to all the clubs involved in how well the players are coached and managed, and the atmosphere created by the families in providing positive support is terrific to experience. At this age winning is not so much the aim but participation and encouragement to do your best, be with friends, and get healthy by being active are the priorities. The more positive the experience at a young age is in playing football, the more likely it will be for a player to remain in the game long-term which is vital to the success of any club. Thanks to AFL players Jack Trengove (Melbourne) and Angus Moncrieff (Essendon) for attending this season's Tackers Day and signing autographs and talking to the players.

It is also encouraging to see the continued increase in female participation in football in the YJFL this season. The girls play with incredible enthusiasm and talent and for clubs fielding girls'



PRESIDENT'S REPORT — SEASON 2012



teams they no doubt help the clubs foster an environment of inclusiveness and respect. It is important for all clubs to continue to encourage girls to play football and indeed to encourage the participation of children from a range of backgrounds to far better reflect the world the children live in day to day.

Congratulation to all our member clubs who have done an outstanding job in 2012 in running at such a high standard whilst striving to maintain an enjoyable environment that encourages kids to want to play.

FOOTBALL OPERATIONS

The introduction of a Coaches Directors meeting during the season was seen as a positive step in communicating with clubs and coaches. A Club Development Program information night was held with the view of conducting a pilot program in 2013.

PRESENTATION NIGHT

Once again, Presentation Night at The Centre Ivanhoe attracted large crowds with full halls for both sessions on the Tuesday before the Grand Final weekend. Many thanks to our AFL player guests Alan Toovey and Tyson Goldsack from Collingwood, and the ex YJFL now TAC players from Oakleigh Chargers and Northern Knights for assisting with the presentations, and to the YJFL Youth Committee members for their assistance throughout the night. Congratulations to all the trophy and certificate winners.

COLTS GRAND FINAL BREAKFAST

On Sunday 26 August the League hosted 190 people at the annual Colts Grand Final Breakfast at the Manningham Club. Thanks go to David Doherty OAM for again acting as Master of Ceremonies and to guest speaker Jeff Sinclair, former Fremantle and North Melbourne star. Thanks also to all the official guests including representatives of various local councils, AFL Victoria and TAC clubs.

CONDUCT

As always, we are indebted to Wally Tyrrell (Chairman, Investigation Hearing Committee) and Mathew Matheou (Chairman, Independent Tribunal) and the member of the Judicial panel for continuing good work in dealing with conduct issues in the YJFL. Their efforts in maintaining League conduct standards are much appreciated.

Twenty three players and four officials appeared before the Independent Tribunal this season compared with twenty-three and three in 2011. There were six Investigation Hearing Committee hearings this season compared with four in 2011, so a small increase in serious incidents occurred. In general though, clubs are to be congratulated on ensuring that our young footballers are generally able to enjoy their football in a safe and incident free environment.

Congratulations to all of the officials and volunteers in the clubs who assisted in maintaining a high level of sportsmanship across the age groups throughout the season, and to the parents who supported their children in the spirit of junior football.

UMPIRES

After several years of development, 2012 was one of the best years the Yarra JFL Umpiring Department has ever had. Not only are numbers good, morale high, and professionalism of the highest standard but the movement of umpire training to the Bulleen Park precinct has had a fantastic flow-on benefit. As a result of this move the Board has been able to organise via Council, Government, AFL and Bulleen Templestowe Junior Football Club a project to add \$250,000 of lighting to two ovals, namely, Bulleen Park West and East.

It is with great anticipation that we look to 2013 when the lights have been installed and Bulleen Park will become the proper home for our Umpires.

Obtaining this investment was further helped by the work of the YJFL Board when we introduced and ran a very professional Girls competition in 2011. The Girl's section of the League grew in 2012 to include U12s and will most likely include U14s in 2013. The lights will add considerably to training and playing options for these competitions.

PRESIDENT'S REPORT — SEASON 2012

The lighting project is due to commence in Feb/March 2013 and should be completed by the start of the season.

Our Umpire Manager, David Hannan, worked tirelessly to make sure all aspects of umpiring worked together. He was ably supported by Peter Simpson (Head Coach), Tony Hope (Assistant Coach), John Taylor (and his team at Ashburton), Julian Murphy, Guy Hexter, Frank Palermo and David Gillies. From the League's perspective, not enough can be said about the work and commitment of this group.

We continue to promote from within and one of the great pluses of 2012 was to see how good a job our younger umpires can do when given extra responsibilities. They were outstanding. We also introduced new software that helped further with mainstream activities such as Appointments and umpire payments.

The League and the Umpires Association continue to work closely together which benefits the whole umpiring group through better communication and cooperation. Thanks must go to Alan Lincoln, Bruce Davies and the Association's management committee.

To all umpires, thank you for your effort, enthusiasm and commitment during 2012 and we look forward to seeing you all again in 2013.

FINANCE

The League continues to maintain a strong financial position as detailed in the annual accounts. Part of the surplus will be our contribution towards the additional floodlighting on the West and East Ovals at Bulleen Park. Thank you to Michelle Pantano for maintaining very accurate records and providing professionally presented reports.

SPECIAL ACKNOWLEDGEMENT

Mathew Matheou – AFL Victoria Recognition of Service Award

Mathew Matheou was with the Warrandyte Junior Football Club for many years including holding the position of President from 2000 to 2004. He coached at club and League level and is a Life Member at Warrandyte. He was a member of the YJFL Tribunal for several years before becoming Chairman, Independent Tribunal three years ago. Thank you Mat for your dedication to junior football and the Yarra Junior Football League.

LEAGUE MANAGEMENT

2012 saw our League Managers dealing with a number of challenges. The continued expansion of the League saw even more complex grading and fixture issues. The introduction of an Under 12 Girls competition had to be incorporated into the League structure. The purchase of the Schedules umpire appointment system ~~saw~~ assisted greatly with umpire appointments and payments, but required adoption of new procedures by administrators and umpires. There were challenges at finals time with a number of grounds being unavailable due to conditions and other reasons. This resulted in a number of grounds being used for finals which had not previously been used, or not for a number of years. It is to the credit of those clubs involved the the finals series was so well run and successful.

The League Managers, Martin Webb and Peter Nicholls, have asked me to pass on their thanks and appreciation to the EMG members for their support, the Umpires Panel for their hard work, the various councils especially Barb Giotto and Zac Anver at Manningham City Council for their co-operation and fantastic support of the League in general and Bulleen Park in particular and to all the club Presidents, Secretaries and other officials who have made their job easier by their positivity and helpfulness.

and ~~Nicole~~ McDougall
Nicole

PRESIDENT'S REPORT — SEASON 2012

THANKS

Finally, thank you to all club volunteers and parents without whom we would never have a successful League like the YJFL. To the playing members, thank you for the great enjoyment you have given us every weekend.

To those who are leaving the ranks of junior football, I hope you have enjoyed and learnt from your years in the League, and continue to play at senior level and enjoy all that our great game has to offer.

As President of the YJFL, I am proud that our League is so well respected in football, and this is a result of the quality of people we have involved in our member clubs.

I wish you all the best wishes for a happy Christmas and holiday season and we all look forward to a successful 2013.

Peter Haddad
President

PHOTO CONTRIBUTION FROM CLUBS



PHOTO CONTRIBUTION FROM CLUBS



LIST OF ATTACHMENTS

ATTACHMENT	SUBJECT	PAGE
A	YJFL CLUBS / TEAMS	12
B	PLAYER REGISTRATIONS	13
C	LADDERS AFTER FINAL ROUND	14-17
D	PREMIER TEAMS	18
E	GRAND FINALS – SCORES	19
F	BEST & FAIREST WINNERS	20-21
G	INTERLEAGUE – COACHES / SCORES	22
H	AFL VICTORIA METROPOLITAN JUNIOR CHAMPIONSHIPS - DETAILED RESULTS CHAMPIONSHIPS – TEAM PHOTO:	24-26
	UNDER 14 DIV. 1 TEAM	25
	UNDER 14 DIV. 2 TEAM	25
	UNDER 15 DIV. 1 TEAM	27
	UNDER 15 DIV. 2 TEAM	27
	YOUTH GIRLS	28
I	GAME MILESTONES – 150 GAMES	29
J	COLTS TEAM OF THE YEAR	30
K	FINANCIAL STATEMENTS	33

CLUBS	Tackers	Under 10	Under 11	Under 12	Under 13	Under 14	Under 15	Colts	Youth Girls	U/12 Girls	Total 2012
Ashburton	6	4	3	3	2	3	2	2			25
Balwyn	2	1	2	1		1					7
Banyule	1	2	1	2	1	2	1	2			12
Beverley Hills	3	2	1	1	1	2	2	1			13
Boroondara Hawks							1	2			3
Brunswick	1	1	1	1							4
Bulleen/Tempstowe.	2	1	1	1	1	1	1	1	1		10
Bundoora	2	1	1	1		1		1			7
Bayswater									1		1
Camberwell	4	2	3	3	2	2	1	1			18
Canterbury	3	2	2	2	2	1					12
Chirnside Park									1		1
Doncaster	1	1		2	1		1	1			7
Doncaster Heights	2	1	1	1	1	1		1			8
East Burwood									1		1
East Malvern									1		1
Fitzroy		4	3	2	3	2	2	2			18
Glen Iris	4	3	3	3	2	2	1	1		1	20
Greythorn	2	2	1	1	1	1	1	1			10
Hawthorn Citizens	4	2	2	2	2	2					14
Healesville									1		1
Heidelberg	3	1	1		1		1				7
Ivanhoe	2	2	2	2	2	2	2	1			15
Kew	4	3	2	2	2	2	1			2	18
Kew Colts								2			2
Kew Rovers	2	2	2	1	2		1		1	1	12
Macleod	2	1	1	1	1	2	1	2			11
North Brunswick	1			1							2
PONRPFJC	3	2	3	2	2	2	1	2	1		18
Parkside	2	1	1	1	1	1	1				8
Preston Bullants	1	1	1	1	1	1		1			7
Richmond	1	1	1		1		1	1			6
Seville									1		1
St Damians	1	1		2	1		2	2	1		10
St Mary's	4	2	3	3	3	3	2	3			23
Surrey Park	2	2	1	2	1	1	1	1			11
Surrey Greythorn Saints								1			1
Warrandyte	1	1	1	1	1	1	1	1	1		9
Whitehorse Colts	1	2	1	1	1	1	1	1	1	1	11
Total	67	51	45	46	39	37	29	34	12	5	365

PLAYER REGISTRATIONS - 2012

ATTACHMENT B

REGISTRATIONS CLUB	PLAYERS			TEAMS		
	2012	2011	2010	2012	2011	2010
Ashburton	580	501	581	25	22	22
Balwyn	174	203	196	7	8	8
Banyule	276	306	230	12	12	13
Bayswater Bombers	28			1		
Beverley Hills	308	276	228	13	12	11
Boroondara Hawks	97	125	115	3	4	5
Brunswick	99	50	22	4	2	1
Bulleen Templestowe	250	254	217	10	11	9
Bundoora	173	208	178	7	9	9
Camberwell	429	417	392	18	17	18
Canterbury	295	273	300	12	12	14
Chirnside Park	26	29		1	1	
Doncaster	184	182	222	7	8	9
Doncaster Heights	193	154	159	8	7	8
Eastern Devils	40	36		1	1	
East Malvern	17	19		1	1	
Fitzroy	460	459	433	18	18	18
Glen Iris	509	426	368	20	18	17
Greythorn	260	250	245	11	10	10
Hawthorn Citizens	345	292	266	14	12	11
Healesville	20	26		1	1	
Heidelberg	170	160	135	7	7	6
Ivanhoe	374	393	428	15	16	16
Kew Comets	402	390	364	18	17	16
Kew Colts	63			2		
Kew Rovers	273	293	242	12	13	10
Macleod	271	209	210	11	8	9
North Brunswick	51	74	63	2	3	2
PONRPJFC	403	402	447	18	18	16
Parkside	192	191	162	8	8	7
Preston Bullants	192	215	240	7	8	9
Richmond	189	162	120	6	6	6
Seville	27	31		1	1	
St Damians	227	217	212	10	9	11
St Marys	535	567	603	23	24	25
Surrey Park	282	232	235	11	10	11
Warrandyte	215	243	215	9	10	9
Whitehorse Colts	263	217	184	11	9	8
TOTALS:	8892	8482	8012	365	353	344

LADDERS AFTER FINAL ROUND

ATTACHMENT C

Under 10 Gold

Pos	Team	P	W	L	D	B	FF	F	A	%	Pts
1	Beverley Hills R	16	14	2	0	0	0	726	415	174.9	56
2	Fitzroy 1	16	13	3	0	0	0	723	215	336.3	52
3	Kew Rovers 1	16	13	3	0	0	0	764	380	201.1	52
4	Hawthorn Citizens 1	16	8	7	1	0	0	549	552	99.5	34
5	Camberwell 1	16	8	7	1	0	0	461	477	96.7	34
6	Glen Iris G	16	7	9	0	0	0	444	551	80.6	2
7	Ashburton R	16	4	12	0	0	0	368	624	59.0	16
8	St Marys B	16	3	13	0	0	0	367	772	47.5	12

Under 10 Brown

Pos	Team	P	W	L	D	B	FF	F	A	%	Pts
1	Kew 2	16	14	1	1	0	0	960	159	603.8	58
2	Greythorn R	16	13	2	1	0	0	873	313	278.9	54
3	Canterbury B	16	12	4	0	0	0	618	283	218.4	48
4	Park Orchards R	16	9	6	1	0	0	566	454	124.7	38
5	Kew 1	16	6	8	2	0	0	539	713	75.6	2
6	Surrey Park B	16	5	10	1	0	0	375	684	54.8	22
7	Doncaster	16	3	13	0	0	0	301	798	37.7	12
8	Ivanhoe W	16	0	16	0	0	0	202	887	22.8	0

Under 10 Green

Pos	Team	P	W	L	D	B	FF	F	A	%	Pts
1	Preston Bullants	16	14	2	0	0	0	791	298	265.4	56
2	Doncaster Heights G	16	12	4	0	0	0	644	353	182.4	48
3	Ashburton G	16	9	7	0	0	0	551	430	128.1	36
4	Bulleen Templestowe	16	9	7	0	0	0	486	388	125.3	36
5	Macleod	16	9	7	0	0	0	460	463	99.4	36
6	Beverley Hills N	16	8	8	0	0	0	497	417	119.2	32
7	St Marys T	16	8	8	0	0	0	461	402	114.7	32
8	Heidelberg	16	6	10	0	0	0	497	641	77.5	24
9	Parkside	16	3	13	0	0	0	369	858	43.0	12
10	Banyule B	16	1	15	0	0	0	234	909	25.7	4

Under 10 Blue

Pos	Team	P	W	L	D	B	FF	F	A	%	Pts
1	Kew 3	16	13	2	1	0	0	679	359	189.1	54
2	Warrandyte	16	12	4	0	0	0	565	352	160.5	4
3	Whitehorse Colts R	16	10	6	0	0	0	587	455	129.0	40
4	Balwyn	16	9	6	1	0	0	451	335	134.6	3
5	Ashburton B	16	6	10	0	0	0	420	590	71.2	24
6	Glen Iris H	16	5	10	1	0	0	312	466	67.0	22
7	Hawthorn Citizens 2	16	4	11	1	0	0	394	470	83.8	18
8	Fitzroy 2	16	4	12	0	0	0	356	604	58.9	16

Under 10 Black

Pos	Team	P	W	L	D	B	FF	F	A	%	Pts
1	Whitehorse Colts B	16	14	2	0	0	0	913	254	359.5	56
2	Bundoora	16	13	3	0	0	0	623	187	333.2	52
3	Ashburton W	16	13	3	0	0	0	750	264	284.1	52
4	Surrey Park W	16	9	7	0	0	0	464	575	80.7	36
5	Ivanhoe B	16	7	9	0	0	0	496	543	91.3	2
6	Greythorn B	16	6	10	0	0	0	523	564	92.7	24
7	Fitzroy 3	16	6	10	0	0	0	451	649	69.5	24
8	Canterbury R	16	4	12	0	0	0	298	553	53.9	16
9	Banyule M	16	3	13	0	0	0	307	921	33.3	12
10	Camberwell 2	16	1	15	0	0	0	246	743	33.1	4

Under 10 Red

Pos	Team	P	W	L	D	B	FF	F	A	%	Pts
1	Richmond	13	12	1	0	3	0	500	163	306.8	48
2	Glen Iris N	13	10	3	0	3	0	712	189	376.7	40
3	Park Orchards B	14	10	4	0	2	0	667	371	179.8	40
4	St Damians	14	6	8	0	2	0	356	480	74.2	24
5	Brunswick	14	3	11	0	2	0	306	608	50.3	12
6	Kew Rovers 2	14	3	11	0	2	0	300	627	47.9	12
7	Fitzroy 4	14	0	14	0	2	0	158	900	17.6	0

Under 11 Gold

Pos	Team	P	W	L	D	B	FF	F	A	%	Pts
1	Hawthorn Citizens 1	16	16	0	0	0	0	1164	162	718.5	64
2	St Marys B	16	12	4	0	0	0	744	326	228.2	48
3	Surrey Park	16	11	5	0	0	0	568	482	117.8	44
4	Kew 1	16	10	6	0	0	0	708	339	208.9	40
5	Canterbury B	16	7	9	0	0	0	412	639	64.5	28
6	Heidelberg	16	6	10	0	0	0	361	703	51.4	24
7	Fitzroy 1	16	5	11	0	0	0	518	894	57.9	20
8	Kew Rovers B	16	4	12	0	0	0	344	911	37.8	16

Under 11 Brown

Pos	Team	P	W	L	D	B	FF	F	A	%	Pts
1	Glen Iris H	16	12	4	0	0	0	667	402	165.9	48
2	Park Orchards R	16	10	6	0	0	0	519	415	125.1	40
3	Bulleen Templestowe G	16	9	7	0	0	0	589	503	117.1	36
4	Balwyn B	16	8	8	0	0	0	503	463	108.6	32
5	Warrandyte	16	8	8	0	0	0	429	441	97.3	32
6	Banyule	16	7	9	0	0	0	428	551	77.7	28
7	Camberwell 1	16	4	12	0	0	0	478	642	74.5	16
8	Kew 2	16	3	13	0	0	0	370	743	49.8	12

Under 11 Green

Pos	Team	P	W	L	D	B	FF	F	A	%	Pts
1	Park Orchards B	16	14	2	0	0	0	684	279	245.2	56
2	Ivanhoe W	16	11	4	1	0	0	595	385	154.6	46
3	Ashburton R	16	10	6	0	0	0	514	472	108.9	40
4	Macleod	16	8	7	1	0	0	479	464	103.2	34
5	Greythorn	16	6	10	0	0	0	398	575	69.2	24
6	Ivanhoe B	16	5	11	0	0	0	326	336	97.0	20
7	Glen Iris G	16	5	11	0	0	0	361	557	64.8	20
8	Glen Iris N	16	4	12	0	0	0	403	623	64.7	16

Under 11 Blue

Pos	Team	P	W	L	D	B	FF	F	A	%	Pts
1	Fitzroy	3	14	14	0	0	2	803	165	486.7	56
2	Ashburton G	14	10	4	0	2	0	713	317	224.9	40
3	Camberwell 3	14	7	7	0	2	0	674	490	137.6	28
4	Balwyn Y	15	6	9	0	1	0	386	628	61.5	24
5	Beverley Hills	15	5	10	0	1	0	294	696	42.2	20
6	Camberwell 2	14	4	10	0	2	0	396	708	55.9	16
7	Doncaster Heights	14	2	12	0	2	0	0274	676	40.5	8



LADDERS AFTER FINAL ROUND

ATTACHMENT C

Under 11 Black

Pos	Team	P	W	L	D	B	FF	F	A	%	Pts
1	St Marys W	15	14	1	0	1	0	638	196	325.5	56
2	Whitehorse Colts	16	11	5	0	0	0	749	517	144.9	44
3	Ashburton B	16	10	6	0	0	0	652	498	130.9	40
4	Bundoora	15	9	6	0	1	0	618	391	158.1	36
5	Preston Bullants	16	9	7	0	0	0	633	445	142.3	36
6	Richmond	15	7	8	0	1	0	400	465	86.0	28
7	Kew Rovers W	16	4	12	0	0	0	352	759	46.4	16
8	Hawthorn Citizens 2	16	0	16	0	0	0	184	909	20.2	0

Under 11 Red

Pos	Team	P	W	L	D	B	FF	F	A	%	Pts
1	Parkside	16	13	3	0	0	0	964	260	370.8	52
2	Park Orchards W	15	11	4	0	1	0	749	196	382.1	44
3	Canterbury R	16	11	5	0	0	0	943	355	265.6	44
4	St Marys T	16	4	12	0	0	0	369	941	39.2	16
5	Fitzroy 2	16	3	13	0	0	0	175	909	19.3	12
6	Brunswick	16	2	14	0	0	0	236	936	25.2	80

Under 12 Gold

Pos	Team	P	W	L	D	B	FF	F	A	%	Pts
1	St Marys B	16	14	2	0	0	0	823	288	285.8	56
2	Kew 1	16	13	2	1	0	0	729	320	227.8	54
3	Glen Iris G	16	9	6	1	0	0	531	397	133.8	38
4	Glen Iris H	16	9	6	1	0	0	575	486	118.3	38
5	Banyule B	16	7	9	0	0	0	450	514	87.6	28
6	Fitzroy 1	16	5	11	0	0	0	543	605	89.8	20
7	Bulleen Templestowe	16	3	12	1	0	0	389	744	52.3	14
8	Hawthorn Citizens 1	16	2	14	0	0	0	281	967	29.1	8

Under 12 Brown

Pos	Team	P	W	L	D	B	FF	F	A	%	Pts
1	Doncaster Heights	16	16	0	0	0	0	877	292	300.3	64
2	Camberwell 1	16	8	6	2	0	0	826	649	127.3	36
3	Park Orchards B	16	9	7	0	0	0	456	455	100.2	36
4	Macleod	16	9	7	0	0	0	548	605	90.6	36
5	Canterbury B	16	9	7	0	0	0	497	603	82.4	36
6	Beverley Hills	16	5	8	3	0	0	603	635	95.0	26
7	Balwyn	16	4	11	1	0	0	471	589	80.0	18
8	St Marys W	16	1	15	0	0	0	408	858	47.6	4

Under 12 Green

Pos	Team	P	W	L	D	B	FF	F	A	%	Pts
1	Parkside	16	11	4	1	0	0	619	427	145.0	46
2	Doncaster B	16	11	5	0	0	0	755	467	161.7	44
3	Greythorn	16	11	5	0	0	0	619	450	137.6	44
4	Park Orchards R	16	8	7	1	0	0	562	544	103.3	34
5	Camberwell 2	16	8	7	1	0	0	518	614	84.4	34
6	Ivanhoe W	16	8	8	0	0	0	713	509	140.1	32
7	Surrey Park B	16	5	10	1	0	0	559	650	86.0	22
8	Kew 2	16	0	16	0	0	0	329	1013	32.5	0

Under 12 Blue

Pos	Team	P	W	L	D	B	FF	F	A	%	Pts
1	Hawthorn Citizens 2	16	12	4	0	0	0	802	452	177.4	48
2	Ivanhoe B	15	12	3	0	0	0	717	413	173.6	48
3	Whitehorse Colts	16	12	4	0	0	0	643	415	154.9	48
4	Ashburton R	16	10	6	0	0	0	574	424	135.4	40
5	Warrandyte	16	7	9	0	0	0	485	564	86.0	28
6	Camberwell 3	16	6	9	1	0	0	608	627	97.0	26
7	St Damians G	16	6	9	1	0	0	540	694	77.8	26
8	Canterbury R	15	1	14	0	0	0	298	865	34.5	4

Under 12 Black

Pos	Team	P	W	L	D	B	FF	F	A	%	Pts
1	Brunswick	16	15	1	0	0	0	755	256	294.9	60
2	Doncaster W	16	9	7	0	0	0	536	453	118.3	36
3	Bundoora	16	9	7	0	0	1	444	399	111.3	36
4	Surrey Park W	16	9	7	0	0	0	459	492	93.3	36
5	North Brunswick	16	7	9	0	0	0	518	541	95.8	28
6	Preston Bullants	16	6	9	1	0	0	68	586	79.9	26
7	St Damians R	16	3	13	0	0	0	387	737	52.5	12
8	Ashburton G	16	1	14	1	0	0	85	701	54.9	6

Under 12 Red

Pos	Team	P	W	L	D	B	FF	F	A	%	Pts
1	Kew Rovers	16	12	4	0	0	0	615	426	144.4	48
2	Glen Iris N	16	9	7	0	0	0	511	459	111.3	36
3	Ashburton B	16	8	7	1	0	0	620	545	113.8	34
4	St Marys K	16	7	9	0	0	0	551	435	126.7	28
5	Banyule M	16	7	9	0	0	0	473	657	72.0	28
6	Fitzroy 2	16	4	11	1	0	0	355	603	58.9	18

Under 13 Gold

Pos	Team	P	W	L	D	B	FF	F	A	%	Pts
1	Canterbury B	16	13	2	1	0	0	852	528	161.4	54
2	Ivanhoe W	16	12	4	0	0	0	782	485	161.2	48
3	Park Orchards B	16	11	4	1	0	0	601	470	127.9	46
4	Ashburton R	16	11	5	0	0	0	845	504	167.7	44
5	Kew 2	16	10	5	1	0	0	677	503	134.6	42
6	Hawthorn Citizens 1	16	8	8	0	0	0	577	544	106.1	32
7	Glen Iris G	16	7	9	0	0	0	719	639	112.5	28
8	Bulleen Templestowe	16	5	11	0	0	0	417	647	64.5	20
9	Beverley Hills R	16	4	12	0	0	0	557	905	61.6	16
10	Kew Rovers B	16	1	14	1	0	0	550	1145	48.0	6

Under 13 Brown

Pos	Team	P	W	L	D	B	FF	F	A	%	Pts
1	Macleod	16	14	2	0	0	0	813	418	194.5	56
2	Doncaster Heights	16	12	4	0	0	0	688	436	157.8	48
3	Camberwell 1	16	11	5	0	0	0	813	359	226.5	44
4	St Marys B	16	9	7	0	0	0	707	536	131.9	36
5	Surrey Park	16	7	9	0	0	0	608	524	116.0	28
6	Fitzroy 1	16	7	9	0	0	0	648	760	85.3	28
7	Greythorn	16	6	10	0	0	0	366	849	43.1	24
8	Preston Bullants	16	0	16	0	0	0	269	864	31.1	0

LADDERS AFTER FINAL ROUND

ATTACHMENT C

Under 13 Green

Pos	Team	P	W	L	D	B	FF	F	A	%	Pts
1	Whitehorse Colts	16	14	2	0	0	0	877	271	323.6	56
2	St Marys K	16	12	4	0	0	0	969	391	247.8	48
3	Fitzroy 2	16	12	4	0	0	0	831	389	213.6	48
4	St Damians R	15	7	8	0	2	0	432	498	86.8	28
5	Richmond	16	2	14	0	0	0	95	1037	28.5	8
6	Park Orchards R	16	1	15	0	0	0	201	1002	20.1	4

Under 13 Blue

Pos	Team	P	W	L	D	B	FF	F	A	%	Pts
1	Parkside	16	16	0	0	0	0	769	228	337.3	64
2	Banyule	15	10	4	1	1	1	717	375	191.2	42
3	Glen Iris H	16	9	7	0	0	0	468	432	108.3	36
4	Ivanhoe B	15	5	9	1	1	0	55	443	102.7	22
5	Hawthorn Citizens 2	16	2	13	1	0	0	387	805	48.1	10
6	Camberwell 2	16	2	13	1	0	0	298	883	33.8	10

Under 13 Black

Pos	Team	P	W	L	D	B	FF	F	A	%	Pts
1	Fitzroy 3	15	12	3	0	1	0	610	346	176.3	48
2	Ashburton G	15	10	5	0	1	0	712	476	149.6	40
3	Heidelberg	15	9	6	0	1	0	507	419	121.0	36
4	Kew Rovers W	15	9	6	0	1	0	566	470	120.4	36
5	Warrandyte	14	8	6	0	2	0	508	394	128.9	32
6	St Marys T	14	5	9	0	2	0	481	527	91.3	20
7	Kew 1	15	3	12	0	1	0	268	574	46.7	12
8	Canterbury R	14	2	12	0	2	0	297	638	46.6	8
9	Doncaster	14	2	12	0	2	0	304	697	43.6	8

Under 14 Gold

Pos	Team	P	W	L	D	B	FF	F	A	%	Pts
1	Kew 1	16	13	3	0	0	0	1246	731	170.5	52
2	Beverley Hills R	16	13	3	0	0	0	1199	722	166.1	52
3	Macleod B	16	13	3	0	0	0	1335	845	158.0	52
4	Ashburton R	15	11	4	0	1	0	998	693	144.0	44
5	Hawthorn Citizens 1	15	9	6	0	1	0	854	832	102.6	36
6	St Marys B	16	7	9	0	0	0	993	867	114.5	28
7	Camberwell 1	16	7	9	0	0	0	840	973	86.3	28
8	Bulleen Templestowe	16	5	11	0	0	0	1009	1189	84.9	20
9	Glen Iris H	16	2	14	0	0	0	593	1287	46.1	8
10	Doncaster Heights	16	2	14	0	0	0	531	1279	41.5	8

Under 14 Brown

Pos	Team	P	W	L	D	B	FF	F	A	%	Pts
1	Ivanhoe W	16	13	2	1	0	0	1150	628	183.1	54
2	Preston Bullants	15	10	4	1	1	0	867	646	134.2	42
3	Fitzroy 1	16	10	6	0	0	0	1228	646	190.1	40
4	Park Orchards B	16	7	9	0	0	1	678	1050	64.6	28
5	Canterbury B	16	4	12	0	0	0	816	914	89.3	16
6	Parkside	16	4	12	0	0	0	500	1184	42.2	16

Under 14 Green

Pos	Team	P	W	L	D	B	FF	F	A	%	Pts
1	Surrey Park	16	12	4	0	0	0	1029	598	172.1	48
2	Balwyn	16	11	5	0	0	0	894	732	122.1	44
3	Ashburton G	16	9	7	0	0	0	836	728	114.8	36
4	Banyule B	16	8	7	0	1	0	921	755	122.0	32
5	Whitehorse Colts	16	8	8	0	0	0	880	831	105.9	32
6	St Marys T	16	1	15	0	0	0	461	1338	34.5	4

Under 14 Blue

Pos	Team	P	W	L	D	B	FF	F	A	%	Pts
1	Glen Iris G	16	14	2	0	0	0	1010	523	193.1	56
2	Kew 2	16	12	3	1	0	0	1162	636	182.7	50
3	Greythorn	16	9	7	0	0	0	1056	619	170.6	36
4	Beverley Hills N	16	9	7	0	0	0	775	686	113.0	36
5	St Marys K	16	7	7	2	0	0	828	881	94.0	32
6	Ashburton B	16	5	11	0	0	0	634	1227	51.7	20
7	Camberwell 2	16	3	12	1	0	0	714	1075	66.4	14
8	Ivanhoe B	16	3	13	0	0	0	581	1137	51.1	12

Under 14 Black

Pos	Team	P	W	L	D	B	FF	F	A	%	Pts
1	Banyule M	14	11	3	0	2	0	1179	385	306.2	44
2	Hawthorn Citizens 2	14	10	4	0	2	0	960	418	229.7	40
3	Bundoora	14	9	5	0	2	0	879	625	140.6	36
4	Fitzroy 2	15	5	10	0	1	0	778	775	100.4	20
5	Macleod G	14	4	10	0	2	0	603	953	63.3	16
6	Warrandyte	15	3	12	0	1	0	538	1171	45.9	12
7	Park Orchards R	14	2	12	0	2	0	454	1400	32.4	8

Under 15 (1)

Pos	Team	P	W	L	D	B	FF	F	A	%	Pts
1	Beverley Hills R	16	16	0	0	0	2	1526	369	413.6	64
2	Ashburton R	16	12	4	0	0	0	1196	629	190.1	48
3	Ivanhoe W	16	9	7	0	0	0	1066	955	111.6	36
4	Greythorn	16	9	7	0	0	1	781	911	85.7	36
5	Fitzroy 1	13	4	9	0	2	0	602	962	62.58	16
6	Macleod	16	7	9	0	0	0	838	1116	75.1	28
7	Boroondara Hawks 1	16	5	11	0	0	0	707	1173	60.3	20
8	Glen Iris G	16	2	14	0	0	0	602	1251	48.1	8

Under 15 (2)

Pos	Team	P	W	L	D	B	FF	F	A	%	Pts
1	St Marys B	16	10	6	0	0	0	964	694	138.9	40
2	Park Orchards R	16	10	6	0	0	1	895	687	130.3	40
3	St Damians G	16	9	7	0	0	0	878	707	124.2	36
4	Kew 1	16	9	7	0	0	0	801	754	106.2	36
5	Banyule	16	8	8	0	0	0	15	917	88.9	32
6	Camberwell 1	16	3	13	0	0	0	635	1129	56.2	12



LADDERS AFTER FINAL ROUND

ATTACHMENT C

Under 15 (3)

Pos	Team	P	W	L	D	B	FF	F	A	%	Pts
1	Parkside	15	14	1	0	1	0	1119	506	221.2	56
2	Bulleen Templestowe	15	12	3	0	1	0	1015	741	137.0	48
3	Beverley Hills N	15	9	6	0	1	0	881	717	122.9	36
4	Doncaster	15	8	7	0	1	1	829	764	108.5	32
5	Kew Rovers	16	7	9	0	0	1	741	819	90.5	28
6	Surrey Park	15	4	11	0	1	0	627	758	82.7	16
7	Whitehorse Colts	15	4	11	0	1	0	588	1064	55.3	16

Under 15 (4)

Pos	Team	P	W	L	D	B	FF	F	A	%	Pts
1	Warrandyte	16	12	4	0	0	0	1393	601	231.8	48
2	Ivanhoe B	16	11	5	0	0	0	1224	528	231.8	44
3	Fitzroy 2	16	10	6	0	0	0	931	650	143.2	40
4	Ashburton G	16	8	8	0	0	0	993	673	147.6	32
5	St Marys W	16	8	8	0	0	0	875	808	108.3	32
6	Richmond	16	7	9	0	0	0	1019	965	105.6	28
7	St Damians R	16	4	12	0	0	0	489	1342	36.4	16
8	Heidelberg	16	0	16	0	0	0	195	1792	10.9	0

Youth Girls

Pos	Team	P	W	L	D	B	FF	F	A	%	Pts
1	Kew Rovers	15	13	2	0	0	0	907	264	343.6	52
2	East Malvern	15	12	3	0	0	0	850	428	198.6	48
3	Whitehorse Colts	15	11	3	1	0	0	796	275	289.5	46
4	Bayswater Bombers	15	10	4	0	1	0	960	329	291.8	44
5	St Damians	15	10	5	0	0	0	709	351	202.0	40
6	Seville Ranges	15	7	7	0	1	0	506	362	139.8	32
7	Eastern Devils	15	5	7	1	1	1	327	408	80.2	26
8	Chirnside Park 1	14	6	8	0	0	0	429	447	96.0	24
9	Bulleen Templestowe	15	4	10	0	1	0	348	718	48.5	20
10	Healesville	13	2	11	0	0	0	232	672	34.5	8
11	Warrandyte	14	1	12	0	1	0	101	964	10.5	8
12	Park Orchards	15	1	10	0	0	4	91	888	10.3	4

Girls Under 12

Pos	Team	P	W	L	D	B	FF	F	A	%	Pts
1	Kew Rovers	8	7	1	0	2	0	367	145	253.1	28
2	Kew Comets 2	8	6	2	0	2	0	276	186	148.4	24
3	Glen Iris	8	3	5	0	2	0	157	243	64.6	12
4	Whitehorse Colts	8	2	6	0	2	0	231	269	85.9	8
5	Kew Comets 1	8	2	6	0	2	0	141	329	42.9	8

Colts (1)

Pos	Team	P	W	L	D	B	FF	F	A	%	Pts
1	St Marys 1	16	14	2	0	0	0	1438	724	198.6	56
2	Banyule B	16	12	4	0	0	0	990	821	120.6	48
3	Ivanhoe W	16	9	7	0	0	0	842	990	85.1	36
4	Fitzroy 1	16	8	8	0	0	0	938	1113	84.3	32
5	Ashburton R	16	7	8	1	0	0	987	890	110.9	30
6	Boroondara Hawks 1	16	7	9	0	0	0	839	907	92.5	28
7	Park Orchards	16	5	10	1	0	0	696	855	81.4	22
8	Preston Bullants	16	5	11	0	0	0	985	1175	83.8	20

Colts (2)

Pos	Team	P	W	L	D	B	FF	F	A	%	Pts
1	Warrandyte	15	12	3	0	1	1	814	515	158.1	48
2	St Damians	15	10	5	0	1	0	925	685	135.0	40
3	Beverley Hills N	15	10	5	0	1	1	738	718	102.8	40
4	Camberwell	14	9	5	0	2	0	855	815	104.9	36
5	Surrey Park	15	9	6	0	1	0	906	640	141.6	36
6	St Marys 2	15	7	8	0	1	0	824	758	108.7	28
7	Macleod B	14	4	10	0	2	0	738	904	81.6	16
8	Greythorn	14	4	10	0	2	0	629	821	76.6	16
9	Kew Colts 1	15	3	12	0	1	1	661	1084	61.0	12

Colts (3)

Pos	Team	P	W	L	D	B	FF	F	A	%	Pts
1	Banyule M	15	11	4	0	1	0	1124	657	171.1	44
2	Park Orchards G	16	11	5	0	0	1	952	678	140.4	44
3	Bulleen Templestowe	16	11	5	0	0	0	1037	831	124.8	44
4	Surrey Greythorn Saints	16	10	6	0	0	1	1025	715	143.4	40
5	Bundoora	16	9	7	0	0	0	765	778	98.3	36
6	Glen Iris	16	8	8	0	0	0	824	728	113.2	32
7	Richmond	16	7	9	0	0	0	895	993	90.1	28
8	Doncaster Heights	16	6	9	0	0	0	728	939	77.5	24
9	Boroondara Hawks 2	16	5	11	0	0	0	873	937	93.2	20
10	Ashburton G	16	2	14	0	0	0	550	1482	37.1	8

Colts (4)

Pos	Team	P	W	L	D	B	FF	F	A	%	Pts
1	Fitzroy 2	14	12	2	0	2	1	1070	418	256.0	48
2	St Marys 3	15	9	6	0	1	0	1214	622	195.2	36
3	Doncaster	15	9	6	0	1	0	966	685	141.0	36
4	Kew Colts 2	14	5	9	0	2	0	900	836	107.7	20
5	Whitehorse Colts	14	4	10	0	2	0	702	1134	61.9	16
6	Macleod G	14	3	10	0	2	0	498	976	51.0	12
7	St Damians R	14	2	12	0	2	0	424	1378	30.8	8



Under 10	Gold	Kew Rovers 1
Under 10	Brown	Kew 2
Under 10	Green	Doncaster Heights G
Under 10	Blue	Kew 3
Under 10	Black	Whitehorse Colts B
Under 10	Red	PONRPFJC B
Under 11	Gold	Hawthorn Citizens 1
Under 11	Brown	Bulleen Templestowe G
Under 11	Green	Ivanhoe W
Under 11	Blue	Fitzroy 3
Under 11	Black	St Marys W
Under 11	Red	PONRPFJC W
Under 12	Gold	Kew 1
Under 12	Brown	Doncaster Heights
Under 12	Green	Parkside
Under 12	Blue	Ivanhoe B
Under 12	Black	Brunswick
Under 12	Red	Ashburton B
Under 13	Gold	Canterbury B
Under 13	Brown	Macleod
Under 13	Green	Whitehorse Colts
Under 13	Blue	Banyule
Under 13	Black	Ashburton G
Under 14	Gold	Kew 1
Under 14	Brown	Fitzroy 1
Under 14	Green	Balwyn
Under 14	Blue	Kew 2
Under 14	Black	Banyule M
Under 15	(1)	Beverley Hills R
Under 15	(2)	St Marys B
Under 15	(3)	Parkside
Under 15	(4)	Ivanhoe B
Colts	(1)	St Marys 1
Colts	(2)	Camberwell
Colts	(3)	Bulleen Templestowe
Colts	(4)	Fitzroy 2
Youth Girls		Kew Rovers
Under 12 Girls		Kew Comets 2

Park Orchards B

Park Orchards W

*Even X
up
spacing*

GRAND FINALS SCORES – 2012

ATTACHMENT E

Under 10	Gold	Kew Rovers 1	6	3	39	def	Fitzroy 1	4	14	38
Under 10	Brown	Kew 2	7	6	48	def	Greythorn R	1	5	11
Under 10	Green	Doncaster Heights G	8	3	51	def	Preston Bullants	4	2	26
Under 10	Blue	Kew 3	7	3	45	def	Warrandyte	2	7	19
Under 10	Black	Whitehorse Colts B	4	6	30	def	Ashburton W	3	6	24
Under 10	Red	Park Orchards B	5	4	34	def	Glen Iris N	3	7	25
Under 11	Gold	Hawthorn Citizens 1	11	6	72	def	St Marys B	3	2	20
Under 11	Brown	Bulleen Templestowe G	10	14	74	def	Glen Iris H	4	3	27
Under 11	Green	Ivanhoe W	5	4	34	def	Park Orchards B	3	9	27
Under 11	Blue	Fitzroy 3	12	7	79	def	Camberwell 3	5	0	30
Under 11	Black	St Marys W	7	7	49	def	Whitehorse Colts	4	4	28
Under 11	Red	Park Orchards W	7	1	53	def	Parkside	2	2	14
Under 12	Gold	Kew 1	9	1	67	def	St Marys B	1	1	7
Under 12	Brown	Doncaster Heights	7	1	52	def	Camberwell 1	5	8	38
Under 12	Green	Parkside	8	3	51	def	Greythorn	1	3	9
Under 12	Blue	Ivanhoe B	13	8	86	def	Hawthorn Citizens 2	4	11	35
Under 12	Black	Brunswick	11	17	83	def	Bundoora	0	0	0
Under 12	Red	Ashburton B	5	10	40	def	Kew Rovers	5	9	39
Under 13	Gold	Canterbury B	6	15	51	def	Ivanhoe W	3	6	24
Under 13	Brown	Macleod	12	10	82	def	St Marys B	3	7	25
Under 13	Green	Whitehorse Colts	4	14	38	def	St Marys K	2	7	19
Under 13	Blue	Banyule	3	7	25	def	Parkside	3	3	21
Under 13	Black	Ashburton G	4	11	35	def	Fitzroy 3	4	7	31
Under 14	Gold	Kew 1	15	16	106	def	Ashburton R	2	13	25
Under 14	Brown	Fitzroy 1	15	18	108	def	Ivanhoe W	7	9	51
Under 14	Green	Balwyn	8	11	59	def	Surrey Park	7	1	52
Under 14	Blue	Kew 2	11	8	74	def	Greythorn	5	1	40
Under 14	Black	Banyule M	6	13	49	def	Hawthorn Citizens 2	6	3	39
Under 15	(1)	Beverley Hills R	7	17	59	def	Ashburton R	9	4	58
Under 15	(2)	St Marys B	11	13	79	def	Park Orchards R	8	1	58
Under 15	(3)	Parkside	10	11	71	def	Bulleen Templestowe	10	11	71
Under 15	(4)	Ivanhoe B	8	6	54	def	Warrandyte	6	16	52
Colts	(1)	St Marys 1	10	13	73	def	Banyule B	8	2	50
Colts	(2)	Camberwell	11	8	74	def	Warrandyte	4	7	31
Colts	(3)	Bulleen Templestowe	13	7	85	def	Banyule M	7	9	51
Colts	(4)	Fitzroy 2	14	45	99	def	Kew Colts 2	5	14	44
Youth Girls		Kew Rovers	8	7	55	def	East Malvern	3	2	20
Under 12 Girls		Kew Comets 2	7	3	45	def	Kew Rovers	4	0	24

NAME		TEAM	VOTES
UNDER 10 GOLD			
Will Phillips	1st	Beverley Hills	38
Luke Sharrock	2nd	Hawthorn Citizens	26
Liam Fitzpatrick	3rd	Kew Rovers	22

UNDER 10 BROWN			
Connor Briscoe	1st	Kew Comets	28
Harry Greenwood	2nd	Canterbury	26
Nicholas Guiney	2nd	Kew Comets	26
Declan Hickey	3rd	Park Orchards	24

UNDER 10 GREEN			
Julian Toniazzo	1st	Preston Bullants	26
Timothy Todd	2nd	Macleod	24
James Sekulovski	3rd	Macleod	20

UNDER 10 BLUE			
Felix Dreher	1st	Kew Comets	30
Benjamin Horsnail	2nd	Whitehorse Colts	24
Declan John Savage	3rd	Ashburton	22

UNDER 10 BLACK			
Thomas Docherty	1st	Ashburton	22
Oliver Stapleton	2nd	Banyule	21
Joshua Ward	3rd	Fitzroy	17

UNDER 10 RED			
Teigan Otter	1st	Richmond	21
George Kelly	2nd	Brunswick	18
Regan Uwandu	3rd	St Damians	17

UNDER 11 GOLD			
Matthew Rowell	1st	Canterbury	25
Harris Mastras	2nd	Kew Comets	22
Noah Anderson	3rd	Hawthorn Citizens	17

UNDER 11 BROWN			
Joel Capetola	1st	Bulleen Templestowe	31
Adam Carafa	2nd	Banyule	28
George STANDISH	3rd	Park Orchards	26

UNDER 11 GREEN			
T. Bianco	1st	Doncaster B	31
J. Bilston-Gourley	2nd	Balwyn	15
J. Ayton-Delaney	3rd	Camberwell 2	14

UNDER 11 BLUE			
Matteo Bombardieri	1st	Fitzroy	35
Xavier Bateman	2nd	Beverley Hills	23
Nikita Varelas	3rd	Camberwell	21

UNDER 11 BLACK			
Arben Dani	1st	Preston Bullants	30
Alexander Angelis	2nd	Richmond	22
Darcy Watt	2nd	Bundoora	22
Jye Murphy	2nd	St Marys	22
Kobe Van Zwiene	3rd	Bundoora	18
Matthew Giuffrida	3rd	Hawthorn Citizens	18

NAME		TEAM	VOTES
UNDER 11 RED			
Corey McKenzie	1st	Canterbury	32
Gus Brown	2nd	Park Orchards	20
Michael Doyle	3rd	Parkside	15

UNDER 12 GOLD			
Jesse King	1st	St Marys	28
Bailey Wraith	2nd	Kew Comets	20
Charlie Loveridge	3rd	Glen Iris	17

UNDER 12 BROWN			
Noah Marshallsay	1st	Doncaster Heights	31
Katie Lynch	2nd	Camberwell	27
Patrik Della Rocca	3rd	Macleod	20

UNDER 12 GREEN			
Trent Bianco	1st	Doncaster	40
Ben Silvagni	2nd	Greythorn	27
Donovan Toohey	3rd	Parkside	25

UNDER 12 BLUE			
George Billias	1st	Ashburton	27
Zac Antignani	1st	Whitehorse Colts	27
Joseph Ciranna	2nd	St Damians	24
Victor Misuraca	3rd	Ivanhoe	21

UNDER 12 BLACK			
Jack Sammartino	1st	North Brunswick	23
George Abdallah	2nd	Preston Bullants	20
Thomas Slorach	2nd	Ashburton	20
Christian Lawrence	3rd	St Damians	19

UNDER 12 RED			
Anthony Lamanna	1st	Kew Rovers	20
Elliot Brandon-Jones	2nd	Kew Rovers	19
Jensen Plowright	3rd	Ashburton	16

UNDER 12 GIRLS			
Isabella Gietzmann	1st	Whitehorse Colts	16
Lucy Morley	2nd	Kew Rovers	15
Sophie Anghie	3rd	Glen Iris	13

UNDER 13 GOLD			
Thomas Paidoussis	1st	Kew Comets	41
Nathan Boucher	2nd	Ashburton	36
Sam Townsend	3rd	Canterbury	34

UNDER 13 BROWN			
Lachlan Spriggs	1st	Camberwell	30
Will Macafee	2nd	Greythorn	21
Mathew Zukiewicz	3rd	Doncaster Heights	19
Nino Lazzaro	3rd	Fitzroy	19

UNDER 13 GREEN			
Luke Minahan	1st	Fitzroy	27
Nathan Aldridge	2nd	St Damians	19
Nick Hill	3rd	Whitehorse Colts	17

NAME		TEAM	VOTES
UNDER 13 BLUE			
Artan Cabdi	1st	Banyule	20
Emerson Street	2nd	Ivanhoe	17
Louis Smithers	2nd	Parkside	17
Tom Gleeson	2nd	Hawthorn Citizens	17
Jack O'Toole	3rd	Parkside	15

UNDER 13 BLACK			
Jeremy Morey	1st	Heidelberg	31
Liam Taylor	2nd	Warrandyte	28
Raphael Barresi	3rd	Fitzroy	26

UNDER 14 GOLD			
Luke Bunker	1st	St Marys	30
Michael Scardamaglia	2nd	Ashburton	27
Robert Todd	3rd	Macleod	26

UNDER 14 BROWN			
Lachlan Wilson	1st	Ivanhoe	19
Brody Tardio	2nd	Ivanhoe	18
Benjamin Galtieri	3rd	Canterbury	14

UNDER 14 GREEN			
Thomas Mason	1st	Surrey Park	21
Benjamin Irawan	2nd	Surrey Park	20
Lake Tink	3rd	Whitehorse Colts	19

UNDER 14 BLUE			
Joshua Mannix	1st	Kew Comets	24
Adam Chan	2nd	Beverley Hills	21
Jack Powell	2nd	St Marys	21
alexander brooke	3rd	Glen Iris	20

UNDER 14 BLACK			
Gil Pemberton	1st	Banyule	28
Matthew Parisi	2nd	Bundoora	13
Thushan Navaratne	2nd	Banyule	13
Brian Hutchinson	3rd	Bundoora	12

UNDER 15 (1)			
Blake Hardwick	1st	Beverley Hills	21
Charlie Dunbar	1st	Macleod	21
William Keogh	2nd	Ashburton	19
James Locke	3rd	Beverley Hills	16
Sam Van Der Haar	3rd	Greythorn	16

UNDER 15 (2)			
Sean Smith	1st	St Damians	32
Bailey Dalton	2nd	Camberwell	16
Lachlan Byrne-Jones	3rd	Camberwell	15

UNDER 15 (3)			
Matthew Silipo	1st	Doncaster	28
Timothy Atkinson	2nd	Parkside	19
Mason Giles	3rd	Bulleen Templestowe	17

NAME		TEAM	VOTES
UNDER 15 (4)			
Nicholas Parker	1st	Warrandyte	32
Caleb Hounihan	2nd	Richmond	30
Jackson Gillatt	3rd	St Marys	28

YOUTH GIRLS			
Caitlyn Wilson	1st	Bayswater	24
Melissa Prideaux	2nd	St Damians	19
Tilly Lucas-Rodd	3rd	East Malvern	18

COLTS (1)			
Michael Italia	1st	Banyule	21
Ben Mossuto	2nd	St Marys	18
Patrick Arceri	3rd	Ashburton	17

COLTS (2)			
Alexander Anderson	1st	Surrey Park	26
Anthony Perri	2nd	St Damians	24
William Kanz	3rd	Camberwell	16
James Robertson	1st	Bulleen Templestowe	30
Kelsey Clayton	2nd	Bundoora	26
Luca Ranellone	3rd	Park Orchards	22

COLTS (4)			
Chris McDougall	1st	Whitehorse Colts	20
Jarrod Leonard	1st	Doncaster	20
Liam Daly	2nd	Doncaster	17
Jackson Wolczko	3rd	St Marys	14

COACHES

Under 12	(Teal)	Colin Mc Leod
Under 12	(Black)	Grant King
Under 13	(Teal)	Fran Di Ciccio
Under 13	(Black)	Troy White (Jnr. Dev't Officer)

Queens Birthday Round Robin YJFL, NFL and SMJFL

After some hard fought matches, including a draw in Division 2, the Under 13 Division 1 Shield was won by South Metro and the Under 13 Division 2 Shield was won by YJFL.

YJFL BEST PLAYERS AND GOAL SCORERS

Division 1 YJFL 6.6.42 defeated by NFL 6.10.46

Best: Adam Collinson, Thomas Paidoussis, Sam Townsend, Nick Watson-Munro, Liam Daniels, Oliver Dickson

Goals: Nathan Boucher 1, Charlie Thompson 1, Nick Watson-Munro 1, Mathew Zukiewicz 1, Ben Wiggins 1, Lucas Agnoletto 1

Division 1 YJFL 3.0.18 defeated by Sth Metro 8.5.53

Best: Nick Watson-Munro, Lachlan Jamison, Adam Collinson, Sam Townsend, Thomas Paidoussis, Nathan Boucher

Goals: Adam Collinson 1, Lachlan Jamison 1, Thomas Paidoussis 1

Division 2 YJFL 7.8.50 defeated NFL 2.3.15

Best: Riley Jones, Daniel Kotrozo, Nicholas Valentine, Alex Eden Lachowicz, Ted Clayton, James Taouk

Goals: Daniel Kotrozo 1, Ben Young 1, Euan Jenkins 1, Ted Clayton 1, Alex Eden Lachowicz 1, Nicholas Valentine 1, Mark Pallozzi 1

Division 2 YJFL 4.3.27 drew SMJFL 2.15.27

Best: Riley Jones, Daniel Kotrozo, Noah Croes, Mark Pallozzi, Robert Morrison, Harry Gabelich

Goals: Ben Young 1, James Taouk 1, Alex Eden Lachowicz 1, Mark Pallozzi 1

UNDER 12 INTRA LEAGUE

YJFL Under 12 Teal defeated YJFL Under 12 Black

YJFL v NFL 8 July 2012

Division 1 NFL 7.4.46 defeated YJFL 6.6.42

YJFL Goals: Anthony Wilson 2, Ed Phillips 1, Nathan Boucher 1, Matthew Zukiewicz 1, Daniel Kotroczko 1

YJFL Best: Nathan Boucher, Adam Collinson, Tom Blenheim, Ben Wiggins, Charlie Thompson, Kurt Manuel, Thomas Jepson, Matthew Zukiewicz

Division 2 YJFL 7.8.50 defeated NFL 2.3.15


YJFL Goals: Harry Gabelich 3, Alex Eden Lachowicz 1, Ben Young 1, Nino Lazzaro 1, Stefan Fazzolari 1

YJFL Best: Michael Niksic, Harry Gabelich, Stefan Fazzolari, Patrick Barnden, Ed Richards, Riley Jones

PETER FLACK MEDAL WINNERS

Under 13 Division 1 Nathan Boucher

Under 13 Division 2 Michael Niksic



Yarra Junior Football League
Under 12 Teal 2012



Yarra Junior Football League
Under 12 Black 2012

**UNDER 14
DIVISION 1****1. YJFL 9.7-61 def SMJFL 6.7-43****Goal Kickers:** S. McLarty 2, R. Todd 2, A. Trigar,
J. Dalbosco, J. Condello,
C. Moorfield, L. Bunker**Best Players:** L. Bunker, J. Lynch, B. Moorcroft,
S. McLarty, M. Scardamaglia,
D. Reinbold**2. EDFL 4.3-27 def YJFL 3.3-24****Goal Kickers:** J. Condello, J. Aujard, R. Todd**Best Players:** B. Moorcroft, L. Bunker,
M. Scardamaglia, J. Lynch,
J. Dalbosco, R. Hunter**3. YJFL 20.17-137 def RDFL 1.3-9****Goal Kickers:** R. Todd 5, S. McLarty 3,
V. Adduci 3, J. Richards 2,
J. Condello 2, J. Bruni, L. Bunker,
M. Martin, M. Scardamaglia,
S. Sherlock**Best Players:** S. McLarty, B. Moorcroft, L. Bunker,
M. Scardamaglia, S. Lynch,
R. Todd**GRAND FINAL****YJFL 7.6-48 def EFL 5.5-35****Goal Kickers:** J. Bruni 2, P. Couvalias, S. McLarty,
M. Martin, S. Lynch, B. Moorcroft**Best Players:** N. Herbert, D. Reinbold, L. Bunker,
M. Martin, R. Hunter, S. Sherlock**UNDER 14
DIVISION 2****1. SEJ 1.0-6 def by YJFL 17.12-114****Goal Kickers:** L. McCleary 4, P. Kerr 4,
M. Capetola 3, T. Atkinson 2,
A. Tomaro 2, W. Brusnahan,
J. Salanitri**Best Players:** A. Tomaro, M. Capetola,
M. Di Ciccio, P. Kerr, L. McCleary,
D. Xaiz**2. YJFL 20.12-132 def RDFL 3.2-20****Goal Kickers:** L. McCleary 5, M. Fletcher 3,
L. Joyce 2, W. Brusnahan 2,
C. Trikolos, M. Capetola, P. Kerr,
T. Atkinson, C. Moritz, C. Campbell,
L. Buur-Jensen, A. Tomaro**Best Players:** T. Atkinson, M. Di Ciccio,
J. Salanitri, D. Xaiz, M. Fenton,
C. Trikolos**3. NFL 2.2-14 def by YJFL 12.11-83****Goal Kickers:** M. Capetola 4, T. Atkinson 3,
C. Trikolos, C. Campbell,
M. Fletcher, L. McCleary, P. Kerr**Best Players:** M. Capetola, M. Di Ciccio,
L. Buur-Jensen, J. Salanitri,
A. Tomaro, L. Joyce**GRAND FINAL****SMJFL 4.4-28 def by YJFL 11.6-72****Goal Kickers:** M. Capetola 3, T. Atkinson 2,
J. Recchia 2, L. McCleary,
N. Larkey, P. Kerr, A. Tomaro**Best Players:** M. Capetola, M. Di Ciccio,
T. Atkinson, T. Battista,
A. Tomaro, J. Recchia**PETER JOHNSTON MEDAL WINNERS**

Under 14	Division 1	Luke Bunker
Under 14	Division 2	Max Di Ciccio

Swap page 24 and 25



Yarra
Junior Football League
Under 13 Division 1



Yarra
Junior Football League
Under 13 Division 1



Yarra
Junior Football League
Under 13 Division 2



Yarra
Junior Football League
Under 13 Division 2

**UNDER 15
DIVISION 1****1. YJFL 12.4-76 def SMJFL 8.3.51****Goal Kickers:** B. Hardwick 3, J. Waldon 2,
B. Crocker 2, D. Houston,
M. Ercolano, D. Cuningham,
H. Thompson, J. Corboy**Best Players:** J. Waldon, M. Quinlan,
H. Thompson, J. Chappell,
J. Whitehead, B. Crocker**2. EDFL 5.9-39 def YJFL 3.4-22****Goal Kickers:** D. Houston, T. Anderson,
B. Hardwick**Best Players:** H. Thompson, J. Whitehead,
M. Quinlan, W. Keogh,
B. Hardwick, D. Houston**3. YJFL 12.14-86 def RDFL 5.4-34****Goal Kickers:** B. Hardwick 4, D. Houston 2,
D. Cuningham 2, X. Morgan 2,
R. Brandt, B. Crocker**Best Players:** D. Beddison, J. Whitehead,
M. Quinlan, G. Richardson,
B. Crocker, M. Ercolano**UNDER 15
DIVISION 2****1. SEJ 2.2-14 def by YJFL 14.9-93****Goal Kickers:** M. Zema, J. Jones, M. Silipo,
Z. Kadlecik, N. Parker**Best Players:** M. Brown**2. YJFL 17.23-125 def RDFL 1.2-8****Goal Kickers:** L. Chenoweth 4, N. Parker 3,
M. Brown**Best Players:** N. Parker, L. Chenoweth,
T. Jones-Hughes, M. Silipo,
S. Gibbs, R. Fyffe**3. NFL 4.12-36 def by YJFL 13.7-85****Goal Kickers:** N. Reeves-Smyth 3, M. Silipo 3,
S. Gibbs 2, M. Brown**Best Players:** M. Silipo, H. Scholz-Mitchell,
J. Firms, I. Buratto, S. Gibbs,
C. Lane**GRAND FINAL****EDFL 5.5-35 def by YJFL 12.7-79****Goal Kickers:** N. Reeves-Smyth 4, M. Brown**Best Players:** N. Parker, N. Reeves-Smyth,
J. JONES, T. Jones-Hughes,
M. Pearson, S. Gibbs**PETER JOHNSTON MEDAL WINNERS**

Under 15	Division 1	Madigan Quinlan
Under 15	Division 2	Jackson Jones



Under 14 Division 1



Under 14 Division 2



Under 15 Division 1



Under 15 Division 2

AFL VICTORIA METROPOLITAN JUNIOR CHAMPIONSHIPS YOUTH GIRLS

YOUTH GIRLS

1. YJFL 6.8-44 def SEJ 3.11.29

Goal Kickers: K. Smith 2, C. Wilson 2,
G. Mahoney , R. Dillon

Best Players: R. Dillon, B. Erzeren, M. Fitton,
G. Mahoney, K. Smith, C. Wilson

2. YJFL 7.11-53 def WRJFL 4.3-27

Goal Kickers: L. Marranya 3, C. Wilson 2,
R. Privitelli 2

Best Players: E. Hay, L. Marranya, R. Privitelli,
C. Wilson, L. Stephenson,
L. Schneider

3. NFL 1.4-10 def by YJFL 7.14-56

GRAND FINAL

YJFL 2.4-16 def by SEJ 16.9-105

Goal Kickers: C. Wilson , S. DeBortoli

Best Players: L. Marranya, R. Dillon,
S. DeBortoli, L. Stephenson,
C. Young, Z. Alston

PETER JOHNSTON MEDAL WINNER

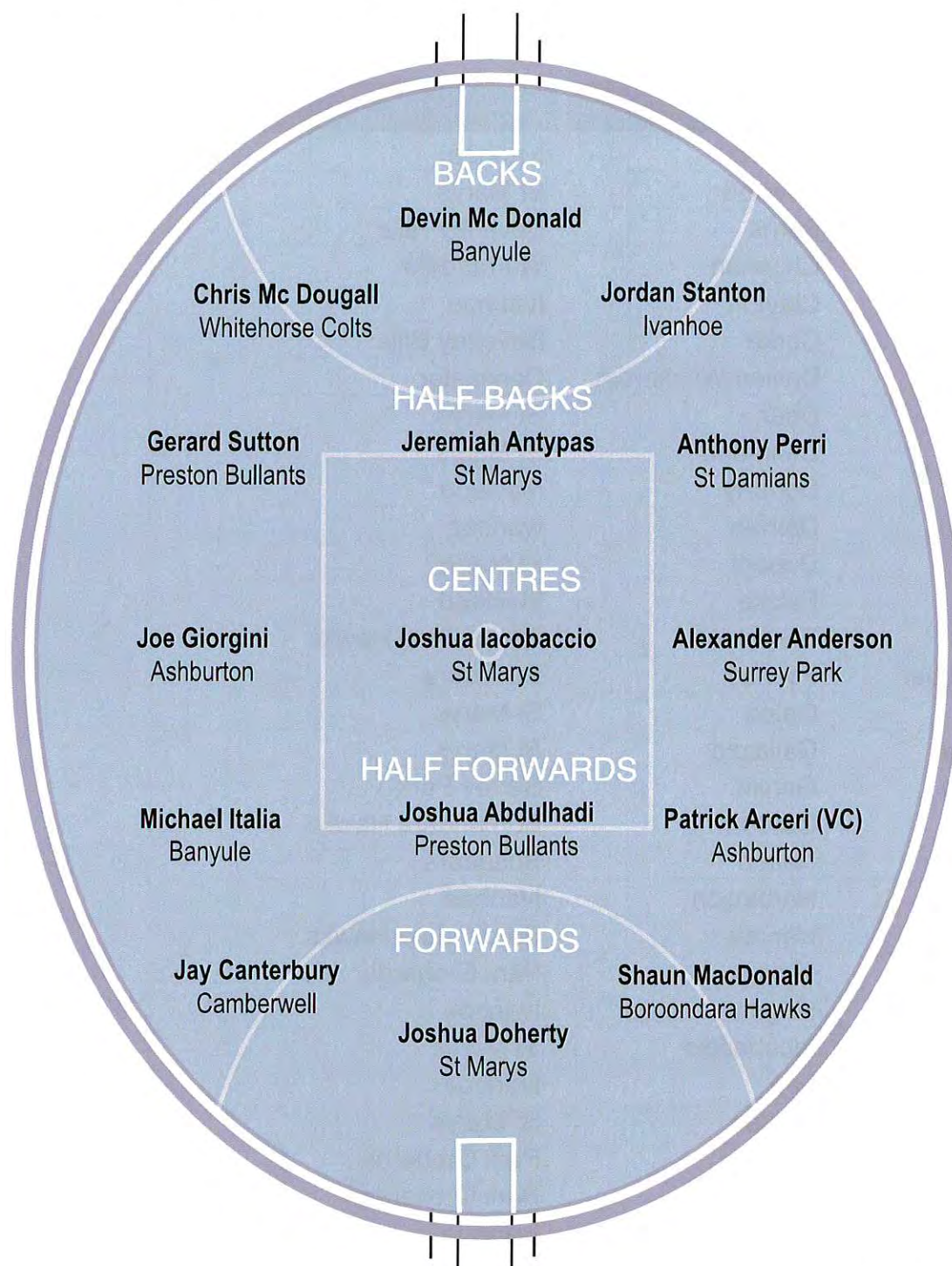
Youth Girls Rebecca Privitelli



Youth Girls

150 GAME PLAYERS

Given Name	Surname	Club
Carl	Badrock	Ivanhoe
Liam	Bowkett	St Marys
Jackson	Burns	Beverley Hills
Rory	Chipman	Warrandyte
Alastair	Clayton	Ivanhoe
Drew	Corke	Beverley Hills
Piers	Davies-Wahlstrom	Doncaster
Nicholas	Dean	St Marys
John	Desmond	St Marys
Shane	Doherty	Macleod
Charles	Doman	Ivanhoe
Jordan	Dupont	St Marys
Daniel	Falcke	Macleod
Lachlan	Fitzpatrick	Boroondara Hawks
Christopher	Fotinos	Bundoora
Jordan	Galea	St Marys
Matthew	Galiazzo	St Marys
Matthew	Garvin	Surrey Park
Josh	Gordon	Boroondara Hawks
Glenn	Halton	Bundoora
Sam	Harbinson	Ivanhoe
Thomas	Harvey	Boroondara Hawks
Ciaran	Hickey	Park Orchards
Billy	Hogan	Ivanhoe
Joshua	Iacobaccio	St Marys
Jackson	Lee	Ivanhoe
Robert	Phelan	St Marys
Alistair	Price	Park Orchards
Michael	Prosenak	Park Orchards
Jordan	Stanton	Ivanhoe
Matthew	Watkins	Park Orchards
Billy	Wright	Macleod

**Rucks**

Keagan West
Park Orchards

Ben Mossuto (C)
St Marys

James Robertson
Bulleen Tempestowe

Interchange

Zachary Ballard
Warrandyte

William Kanz
Camberwell

Maxwell Davie
Fitzroy

Lewis Fitzgerald
Ashburton

Ryan Cleaver
Banyule

Kelsey Clayton
Bundoora

Coach

Shane Kerrison
Banyule

