

Presented at  
**THE ANNUAL GENERAL MEETING**  
**20 November 2013**  
**7.30 pm**  
**BULLEEN PARK**  
Bulleen Road, Bulleen



---

# YARRA JUNIOR FOOTBALL LEAGUE

## NOTICE OF MEETING

The seventeenth Annual General Meeting of the Yarra Junior Football League will be held at the Bulleen Park on Wednesday 20 November 2013 at 7.30 p.m.

## BUSINESS

To confirm the Minutes of the sixteenth Annual General Meeting held on 21 November 2012; to receive and consider the seventeenth YJFL Annual Report and Financial Statement, Election of Office Bearers, Rules and By Law Changes, General Business.

### YJFL OFFICE BEARERS - SEASON 2013

President	Mr P. Haddad
Vice President	Mr P. Graham
General Manager Conduct	Mr M. Moran
General Manager Football	Mr P. Smyth
General Manager Umpires	Mr P. Graham
General Manager Club Relations	Mr I. Gray
General Manager Football Operations	Mr D. Miller
General Manager Club Relations	Ms L. Langley
Finance Manager	Ms M Pantano

### CLUB - DIRECTORS

Ashburton United JFC	Mr S. Brownhill
Balwyn JFC	Mr A. Wells
Banyule JFC	Mr B Hunt
Beverley Hills JFC	Mr P. Annett
Boroondara Hawks JFC	Mr J. Borland
Brunswick JFC	Mr R. McKenzie
Bulleen Templestowe Districts JFC	Mr M Ogrotis
Bundoora JFC	Mr G. Fisher
Camberwell JFC	Mr G. Jackson
Canterbury JFC	Mr P. Townsend
Doncaster JFC	Mr P. Silipo
Doncaster Heights JFC	Mr D. Schwarzer
Fitzroy JFC	Mr M. Buttifant
Glen Iris JFC	Mr R Bryan
Greythorn JFC	Mr L. Cronin
Hawthorn Citizens JFC	Mr P Biggs
Heidelberg JFC	Mr J Sheahan
Ivanhoe JFC	Mr G. Elovaris
Kew JFC	Mr M. Paidoussis
Kew Rovers JFC	Mr P. Lane
Macleod JFC	Mr R. Thompson
North Brunswick JFC	Mr P. Gargano
Park Orchards North Ringwood Parish JFC	Mr M Powell
Parkside JFC	Mr C. Vickers
Preston Bullants JFC	Mr D. Hayes
Richmond JFC	Mr S. Beer
St Damians JFC	Mr P. Perri
St Mary's Greensborough JFC	Mr D Harris
Surrey Park JFC	Mr S. Dowling
Warrandyte JFC	Mr M. Nitschinsk
Whitehorse Colts JFC	Mr A Bertacco

---

# YARRA JUNIOR FOOTBALL LEAGUE

## LEAGUE PATRON

Mr David Parkin

## INDEPENDENT TRIBUNAL CHAIRMAN

Mr M. Matheou

## INVESTIGATION TRIBUNAL CHAIRMAN

Mr W. Tyrrell

## JUDICIAL PANEL

The following members participated on the Investigation Hearing Committee  
or Independent Tribunal in 2013:

Messrs T Cleary, N Cust, D Holmes, G Laurie, S Stevens, J Tasker, C Pearson, D Tindale, S McMahon

## REPRESENTATIVE TEAM COACHES

Messrs, Brad Lederman, Jeff Hooper, David Miller, Adam Chatfield, Joe Mezgec, Colin McLeod,  
Grant King, Rob Bolzon

## JUNIOR DEVELOPMENT OFFICER

Mr. Troy White,

## UMPIRES MANAGER

Mr. David Hannan

## LIFE MEMBERS

Mr. S. Arnold	Mr L Bale	Mr. A. Beames	Mr. L. Berner
Mr. C. Blain	Mr. J. Broadford	Mr. D. Boyd	Mr. K. Bursill
Mr D. Charter	Mr. T. Cleary	Mr A. Connolly	Mr. N. Cust
Mr. R. Digney (dec)	Mr D. Doherty	Mr. D. Dozzi	Mr. J. Edwards
Mr L.Fehr	Mr. B. Frayne	Mrs. S. Frayne	Mr. S. Gitsos (dec)
Mr A. Grace	Mr T. Gray	Mr. I. Gray	Mr P. Haddad
Mr. P. Hansen	Mr. J. Hunter	Mr. R. Ibbott	Mr. C. Jackson
Mr. J. Jenkins (dec)	Mr. R. Johnston	Mrs. W. Johnston	Mr. W Johnston (dec)
Mr. R. Langdon	Mr R. Leahy	Mr. P. Mannes	Mr. I. Marsden
Mr. G. Mathews	Mr. R. Metcalf	Mr A. Mills	Mr D. Mongan
Mr R. Morrison	Mr. L. Newham (dec)	Mr L. Quarrel	Mr. D. Ramsay
Mr R. Rennison	Mr. L. Robertson	Mr, G. Rowland	Mr J. Rudland
Mrs M.Seaburgh (dec)	Mr. P. Smyth	Mr S. Stevens	Mr. J. Tasker
Mr. J. Tyrrell	Mr. W. Tyrrell	Mr W. Urwin	Mr W. Wallace
Mr. J. Webb	Mr. D. White	Mr. K. Wright (dec)	Mr. D. Wyatt

## LEAGUE MANAGERS

Mr Peter Nicholls, Mr Martin Webb

P O Box 434 Bulleen Plaza 3105.  
Phone: (03) 98506615 Fax: (03) 98507141  
Email: [admin@yarrajfl.org.au](mailto:admin@yarrajfl.org.au)  
Website Address: [www.yarrajfl.org.au](http://www.yarrajfl.org.au)



---

## PRESIDENT'S REPORT — SEASON 2013

2013 saw continued growth for the Yarra Junior Football League with the total number of teams growing from 365 in 2012 to 373 in 2013. Tackers (Under 9) teams again increased significantly to 71 (from 67 in 2012). A new Under 14 Girls competition was introduced with four teams in the first season. With 17 girls teams (nine Youth Girls, four Under 12 Girls and four Under 14 Girls) the girls competitions are expanding and as a number of clubs have indicated they will be fielding teams for the first time in the girls competitions in 2014 we can expect this area of the League to continue to expand rapidly over the next few years.

The YJFL continues to provide a Youth Girls competition for our own clubs and for the surrounding Leagues who have yet to establish their own Youth Girls competitions. It is unclear when some of the other Leagues will be ready to proceed with their competitions and the YJFL is happy to continue to provide an opportunity for Under 18 teams in the eastern suburbs to participate in our competition.

On the last weekend in August the League held its 38 grand finals at thirteen venues and it is a credit to the host clubs that these all proceeded smoothly. The League is grateful to the clubs who are willing to go to the considerable effort of hosting finals and grand finals and their efforts are very much appreciated. It is always a pleasure to see the young players of the League experience the thrill of playing in finals and grand finals, and I would like to congratulate all the teams that participated, and in particular the 38 premiership teams.

### THE EXECUTIVE MANAGEMENT GROUP (EMG)

As President I am fortunate to have the support of a committed group of people who form the Executive Management Group of the League, which from season 2014 will be renamed the Yarra Junior Football League Board.

#### Peter Graham (Vice President and Umpires)

Peter continues to oversee the Umpiring Department which has gone from strength to strength over the past few years. I am grateful for his support as Vice President of the League

#### Phil Smyth (Football)

Phil is retiring from the League this year after many years to take on a new development role with the League. Phil's football knowledge has been a huge asset for the League, and I would like to thank him for his commitment as an EMG member.

#### David Miller (Football Operations)

Dave's role with the YJFL representative team is of great importance to the League and his efforts are much appreciated.

#### Michael Moran (Conduct)

After six years on the EMG Mick is retiring, although he will continue to be available to provide legal advice where the League requires it. Many thanks to Mick for his expertise in handling the many conduct issues, mostly minor with the odd serious exception, that have come up over his time as Conduct Manager.

#### Lesley Langley (Club Relations)

Lesley has spent a lot of hours throughout the season visiting club venues and providing advice and sometimes criticism where needed. A difficult job which she has handled admirably.

#### Ian Gray

Ian has been a valuable asset as manager of the League's home ground at Bulleen Park this season, and is always willing to lend his support in any capacity.

#### Michelle Pantano

Thanks to Michelle her efforts as Finance Manager in 2013. Michelle has managed the finances and provided reports to the EMG in a very efficient manner. 2013 saw the League direct funds to the installation of lights at Bulleen Park East/West Ovals in partnership with Bulleen Templestowe DJFC and the Manningham Council. Thanks to AFL Victoria for their significant contribution of funds without which the project could not have gone ahead.

---

## PRESIDENT'S REPORT — SEASON 2013

### AFL VICTORIA METROPOLITAN JUNIOR CHAMPIONSHIPS

We had another memorable and very successful season by our representative teams in the AFL Victoria Metropolitan Junior Championships. It is never easy backing up after having three teams successful in winning the championships in the previous year (in 2012 the YJFL won Under 14 Division 1, Under 14 Division 2 and Under 15 Division 2). But 2013 saw two more YJFL teams successful in winning the championships – Under 15 Division 2 and Under 16 Girls. The Under 15 Division 2 team winning for the second year in a row was an outstanding effort, as was the Girls first win after only three years in the competition. Congratulations to everyone involved. All the other teams could easily have been in similar positions if they had won the very close fought game they each lost. Thanks to all the dedicated coaches and their support staff that make this experience such a memorable experience for the player and parents.

We look forward to further success and seeing these young boys and girls reach their true potential as players and also people.

### INTER LEAGUE PROGRAM

With the July Under 13 matches against the Northern Football League now off the agenda, our Under 13 Inter League participation in 2013 was restricted to the Under 13 Carnival with South Metro Junior Football League and Northern Football League which this season as hosted by South Metro at McKinnon Reserve in Moorabbin. Played in a Round Robin format this year both the Division 1 and Division 2 shields were won by South Metro. Our teams had mixed success with a win and a loss each. The matches were played in great spirit and our teams were well prepared by the coaches involved – Colin Macleod, Grant King, Rob Bolzon and Harry Wilson. Many thanks to the coaches all who helped out with the program, and to the players for putting there all into the program and their parents for their support.

### CLUB RELATIONS

Club Relations Board Members spent another busy season criss-crossing the suburbs of Melbourne to attend as many club matches across as broad a span of age and divisions as possible. Maximum time available was spent at

each venue ensuring matches were being run according to League By Laws, as well as speaking to club officials regarding any issues or suggestions they had, inspecting the many new facilities that several clubs now enjoy using, and most enjoyably watching boys and girls participating in our great game.

The focus in the first few rounds in particular was to attend matches in Tackers and U10 age groups, as it had previously been observed that in these age groups extra guidance was required as to which officials were allowed on the field and how long they could spend on the field in their roles. Runners, Trainers and Water Carriers all have clear roles which must be adhered to as per League Bylaws. Clubs will be encouraged to continue the education of coaches and team managers regarding the management of their team officials so that they conduct their roles with minimum impact on the game. Generally match day environments at grounds were a pleasurable experience and clubs are to be commended for the professional manner in which matches were conducted.

Tackers Day was once again a tremendous success and we thank all clubs for their efforts in coordinating their players and ensuring matches started on time. The weather was extremely kind to us and also allowed clubs to run their very popular BBQ's without a hitch, which appeared very much appreciated by those being catered for! A special thank you is extended to Bulleen-Templestowe JFC for their help in running the day and making facilities and volunteers available.

Finals' matches were a step up in intensity for all involved and it is at this time more than ever that we encourage everyone to maintain standards and not let excitement get in the way of common sense. It was noted that this year's finals were conducted with a minimum of on and off field problems and we thank all host clubs for making their grounds and facilities available.

Congratulations to all clubs for their outstanding efforts this season which allowed the YJFL to maintain its reputation as one of the top junior football leagues in Australia. The time and effort it takes for clubs, run largely by volunteers, to field teams each week is enormous and the effort taken certainly shows in the standard of the football played, the good behaviour of spectators, and most importantly, the enjoyment and enthusiasm shown by the players.

---

## PRESIDENT'S REPORT — SEASON 2013

### FOOTBALL OPERATIONS

Season 2013 saw a Club Coaching Coordinators Program introduced with help from AFL Victoria staff – particular thanks goes to Steve Teakel (AFL Vic Coaching Development Manager) and Mick Stinear AFL Vic Central Region Development Manager. Two meetings were held during the season and it is intended to expand on this in 2014.

### PRESENTATION NIGHT

Presentation Night at the Centre Ivanhoe saw two packed sessions on the Tuesday before our Grand Finals. Many thanks to our AFL player guests Jack Viney from Melbourne Football Club and Dylan Buckley from Carlton Football Club and to the ex YJFL now TAC Cup players from Oakleigh Chargers and Northern Knights for assisting with the presentations, and the YJFL Youth Committee members who again did a great job assisting with announcing the player names. Congratulations to all trophy and certificate winners on the night.

### COLTS GRAND FINAL BREAKFAST

On YJFL Grand Final Day our traditional Grand Final Breakfast at the Manningham Club was again a great success with a crowd of over 200 in attendance. Master of Ceremonies David Doherty OAM was again in fine form and thanks goes to our guest speaker Adam Ramanauskas, former Essendon Football Club premiership player. Thanks also to the official guests for attending including representatives of local councils and AFL Victoria.

### CONDUCT

Many thanks to our hard working Judicial Panel members who gave up their time to assist the YJFL again this season with the conduct issues that arose during the season. Wally Tyrrell (Chairman, Investigation Hearing Committee) and Mathew Matheou (Chairman, Independent Tribunal) led the way again, and the efforts of the Judicial Panel in maintaining League Conduct standards is much appreciated.

Nineteen players and five officials appeared before the Independent Tribunal this season compared with twenty three and four in 2012. There were three Investigations Hearing Committee Meetings compared with six in 2012.

When one considers there are 180 plus matches per round over the season it is pleasing that in general the conduct displayed in the League is of a very high standard.

Congratulations to all involved at club level who contributed to maintaining a high level of conduct and sportsmanship throughout the season, and to all the parents who supported their children in the spirit of junior football.

### UMPIRES

2013 built on the success of previous years, an achievement in itself. A point should be made here. It is always reported in the mass media that umpiring is something many young people don't want to enter or stay involved in. Those that write such stories have never asked Yarra Junior Football League how things are going. There is the odd issue but even our newest and youngest umpires readily say they enjoy what they're doing and all agree that the extra leadership skills and pocket money they pick up along the way don't hurt either.

It was noted in last year's report that the Umpire Manager and I discussed 'closing the books' half way through the season because of too many umpires, most of whom were in their first year or two. In 2013 this discussion was held after Round 1. The main source of new umpires is word-of-mouth references and bringing friends along.

But this situation is no fluke. It's taken years, teamwork, and everyone staying focused. For example, Camberwell Grammar, where Umpire Training is a sporting choice, had record numbers in 2013 and now contributes around 8% of all umpires after only 4 years. This result is from teamwork between YJFL, Neville Nash AFL Vic and Mr Paul Double, Camberwell Grammar. A huge pat on the back also goes to the two umpire coaches involved, Julian Murphy and Andrew Gillies, whose enthusiasm and skills help ensure success.

The Ashburton Training facility continued to grow and saw a 'changing of the guard' with Zak Schloeffel and his team building on what John Taylor had developed over many years. Zak also managed appointments for this Group. John Taylor moved over to the Bulleen training centre as Umpire Coordinator for the whole group and did a great job helping the Umpire Manager David Hannan.



---

## PRESIDENT'S REPORT — SEASON 2013

I mentioned last year how moving umpire training to Bulleen Park West sparked the installation of lights, a project that the YJFL then grew to include East oval as well. Both ovals are now lit to the standard of Bulleen Park #1 and have made the entire area a fantastic sports precinct.

Enough can't be said about the Umpire Panel led by David Hannan. This group is responsible for every aspect of umpiring and the proof of their success can be seen in the numbers at training, the huge drop in pre-match pull-outs, the high levels of moral, and all the smiling faces. The members of this group are David Hannan, Umpire Coach – Julian Murphy, John Taylor, Tony Hope, Guy Hexter, John Chilia, Frank Palermo, and Ryan O'Shea.

Finally, the Umpire's Association. The help given by this group added significantly to the smooth operation of the umpire department. Thanks to Alan, Bruce, Nicole and the team. Their effectiveness was highlighted by the amazingly smooth transition to a new uniform. This is a complex thing to do but the Association made it look easy.

### FINANCE

2013 saw the League direct funds to the installation of lights at Bulleen Park East/West Ovals in partnership with Bulleen Templestowe DJFC and the Manningham City Council. Thanks to AFL Victoria for their significant contribution of funds without which the project could not have gone ahead. The YJFL will have the benefit of sharing use of the venue as a training facility for representative teams and umpire training.

### LEAGUE MANAGEMENT

At the end of season 2013 joint League Manager Martin Webb retired after four years at the YJFL. Martin's expertise in fixtures and other systems related work will be sorely missed. We wish Martin well in his retirement, and I am sure all clubs would join with me in thanking him for his efforts and contribution over his period with the League.

League Manager Peter Nicholls has asked me to pass on his thanks for the support given to him

and Martin over the season by the EMG members, the Umpires Panel and the various councils for their support. In particular, they wish to thank the Manningham City Council staff including Barb Giotto, Zac Anver and Nicole McDougall for the way in which they go out of their way to support our League. Peter also wishes to thank the club officials who are always cooperative and helpful in the day to day management of the League.

### THANKS

Thank you to all to all the volunteers and parents in the clubs who often go unrecognised but without whom we would not have the reputation of being a successful and vibrant League which we now enjoy.

I would like to thank the players of the League for their avid participation and obvious enjoyment of playing our great game and I hope that you continue on with your football over the coming years. For those of you who have reached the age where you are leaving junior football, I wish you every success in the future and trust you will look back fondly on your years in the Yarra Junior Football League in the years to come.

As I reflect on the season just gone, I am mindful of the huge efforts put in by people all over the League to ensure that the children of the League have the best possible experience of football. Thank you all for that.

Finally, it is with sadness that I note the passing of two of the YJFL's Life Members during season 2013 in Mr R "Bob" Digney, and Mrs Merryn Seaburgh. Both were great contributors to the League, in Bob's case to the former Doncaster District Junior Football League and in Merryn's case to the Hawthorn District Junior Football League and then the Yarra Junior Football League when it was formed in 1997. I would like to pass on our sympathies to the families of these two stalwarts of the League.

I would like to extend my best wishes for a Christmas and holiday season and we look forward to another great season in 2014.

Peter Haddad  
President

## PHOTO CONTRIBUTION FROM CLUBS





## PHOTO CONTRIBUTION FROM CLUBS





## PHOTO CONTRIBUTION FROM CLUBS



## LIST OF ATTACHMENTS

ATTACHMENT	SUBJECT	PAGE
A	YJFL Clubs/Teams	
B	Player Registrations	
C	Ladders After Final Round	
D	Premier Teams	
E	Grand Finals – Scores	
F	Best & Fairest Winners	
G	Interleague – Coaches/Scores	
H	AFL Victoria Metropolitan Junior Championships – Detailed Results Championships – Team Photos: Under 14 Div. 1 Team Under 14 Div. 2 Team Under 15 Div. 1 Team Under 15 Div. 2 Team Youth Girls Under 16 Team	
I	Game Milestones – 150 Games	
J	Colts Team of the Year	
K	Financial Statements	

CLUBS	Tackers	Under 10	Under 11	Under 12	Under 13	Under 14	Under 15	Colts	Youth Girls	U/12 Girls	U/14 Girls	Total 2012	Total 2012
Ashburton	6	5	4	3	2	2	2	3				27	25
Balwyn	3	2	1	1	1							8	7
Banyule	2	1	1	2	2	1	2	2				13	12
Beverley Hills	2	2	2	1	1	1	2	2				13	13
Boroondara Hawks							1					1	3
Brunswick	1	1	1	1	1							5	4
Bulleen/Tempstowe	2	2	1	1	1	1	1	1	1	1		12	10
Bundoora	2	1	1	1	1		1	1				8	7
Bayswater												0	1
Camberwell	4	3	2	3	2	2	2	1				19	18
Canterbury	3	2	2	2	2	1						12	12
Chirnside Park									1			1	1
Doncaster	2	1	1		2			1				7	7
Doncaster Heights	2	1	1	1	1	1						7	8
Eastern Devils												0	1
East Malvern									1			1	1
Fitzroy	1	3	2	3	2	3	2	3				19	18
Glen Iris	4	3	3	3	2	2	1			1	1	20	20
Greythorn	2	1	2	1	1	1		2				10	10
Hawthorn Citizens	4	3	3	2	2	2	2					18	14
Healesville									1			1	1
Heidelberg	3	2	1	2				1				9	7
Ivanhoe	2	1	2	2	2	2	1	2				14	15
Kew	4	3	3	2	2	1	2			1	1	19	17
Kew Giants								1				1	2
Kew Rovers	2	1	2	1	1	2			1	1	1	12	14
Macleod	1	1	1	1	1	1	2	1				9	11
North Brunswick	1		1		1							3	2
Park Orchards	3	3	2	3	2	2	2	2				19	18
Parkside	2	1	1	1	1	1	1	1				9	8
Preston Bullants	1	1	1	1	1	1	1					7	7
Richmond	2	1	1	1	1			1				7	6
Seville									1			1	1
St Damians			1		1	1		2	1			6	10
St Marys	4	3	2	3	3	3	2	2				22	23
Surrey Park	3	2	2	1	2	1	1	1				13	11
Warrandyte	1	1	1	1	1	1	1		1			8	9
Whitehorse Colts	2	1	2	1	1	1	1	1	1		1	12	11
<b>Total</b>	<b>71</b>	<b>52</b>	<b>50</b>	<b>45</b>	<b>43</b>	<b>34</b>	<b>30</b>	<b>31</b>	<b>9</b>	<b>4</b>	<b>4</b>	<b>373</b>	<b>365</b>



REGISTRATIONS CLUB	PLAYERS			TEAMS		
	2013	2012	2011	2013	2012	2011
Ashburton	620	580	501	27	25	22
Balwyn	190	174	203	8	7	8
Banyule	300	276	306	13	12	12
Beverley Hills	294	308	276	13	13	12
Boroondara Hawks	33	97	125	1	3	4
Brunswick	120	99	50	5	4	2
Bulleen Templestowe	267	250	254	12	10	11
Bundoora	193	173	208	8	7	9
Camberwell	456	429	417	19	18	17
Canterbury	264	295	273	12	12	12
Chirnside Park	26	26	29	1	1	1
Doncaster	190	184	182	7	7	8
Doncaster Heights	176	193	154	7	8	7
East Malvern	22	17	19	1	1	1
Fitzroy	462	460	459	19	18	18
Glen Iris	471	509	426	20	20	18
Greythorn	252	260	250	10	11	10
Hawthorn Citizens	416	345	292	18	14	12
Healesville	23	20	26	1	1	1
Heidelberg	209	170	160	9	7	7
Ivanhoe	350	374	393	14	15	16
Kew Comets	411	402	390	19	18	17
Kew Giants	41	63		1	2	
Kew Rovers	271	273	293	12	12	13
Macleod	217	271	209	9	11	8
North Brunswick	65	51	74	3	2	3
PONRPFJC	228	403	402	18	18	18
Parkside	457	192	191	9	8	8
Preston Bullants	197	192	215	7	7	8
Richmond	180	189	162	7	6	6
Seville	19	27	31	1	1	1
St Damians	134	227	217	6	10	9
St Marys	506	535	567	22	23	24
Surrey Park	298	282	232	13	11	10
Warrandyte	213	215	243	9	9	10
Whitehorse Colts	290	263	217	12	11	9
<b>TOTALS:</b>	<b>8861</b>	<b>8892</b>	<b>8482</b>	<b>373</b>	<b>365</b>	<b>353</b>

**Under 10 Gold**

Pos	Team	P	W	L	D	B	FF	F	A	%	Pts
1	Fitzroy 1	15	13	2	0	0	0	836	232	360.34	52
2	Hawthorn Citizens D	15	13	2	0	0	0	712	324	219.75	52
3	Canterbury B	15	9	6	0	0	0	428	415	103.13	36
4	Camberwell 1	15	7	7	1	0	0	445	502	88.65	30
5	Bulleen Templestowe B	15	7	8	0	0	0	401	518	77.41	28
6	Glen Iris G	15	6	8	1	0	0	366	432	84.72	26
7	St Marys B	15	4	10	1	0	0	373	602	61.96	18
8	Ashburton R	15	3	11	1	0	0	250	571	43.78	14

**Under 10 Brown**

Pos	Team	P	W	L	D	B	FF	F	A	%	Pts
1	Beverley Hills R	15	15	0	0	0	0	675	348	193.97	60
2	Ivanhoe W	15	11	4	0	0	0	498	289	172.32	44
3	Park Orchards R	15	8	7	0	0	0	467	413	113.08	32
4	Heidelberg Y	15	7	8	0	0	0	394	445	88.54	28
5	Kew Comets 1	15	5	10	0	0	0	451	491	91.85	20
6	Balwyn B	15	4	11	0	0	0	313	454	68.94	16
7	Kew Comets 2	15	4	11	0	0	0	283	505	56.04	16
8	Ashburton G	15	2	13	0	0	0	264	592	44.59	8

**Under 10 Green**

Pos	Team	P	W	L	D	B	FF	F	A	%	Pts
1	Glen Iris V	15	14	0	1	0	0	600	206	291.26	58
2	Doncaster Heights	15	11	4	0	0	0	534	342	156.14	44
3	Banyule	15	10	5	0	0	0	471	356	132.30	40
4	Kew Rovers	15	8	7	0	0	0	397	409	97.07	32
5	Greythorn	15	6	7	2	0	0	460	532	86.47	28
6	Surrey Park W	15	6	8	1	0	0	443	409	108.31	26
7	St Marys K	15	5	9	1	0	0	373	471	79.19	22
8	Preston Bullants	15	4	11	0	0	0	374	537	69.65	16

**Under 10 Blue**

Pos	Team	P	W	L	D	B	FF	F	A	%	Pts
1	Hawthorn Citizens B	15	13	2	0	0	0	827	270	306.30	52
2	Fitzroy 2	15	12	2	1	0	0	711	239	297.49	50
3	Ashburton W	15	10	3	2	0	0	636	288	220.83	44
4	Warrandyte	15	9	5	1	0	0	423	352	120.17	38
5	Heidelberg B	15	8	6	1	0	0	344	403	85.36	34
6	Parkside	15	6	9	0	0	0	431	508	84.84	24
7	Doncaster	15	6	9	0	0	0	309	476	64.92	24
8	Camberwell 2	15	5	10	0	0	0	395	580	68.10	20
9	Canterbury R	15	1	14	0	0	0	193	754	25.60	4
10	Park Orchards B	15	0	15	0	0	0	154	703	21.91	0

**Under 10 Black**

Pos	Team	P	W	L	D	B	FF	F	A	%	Pts
1	Ashburton Y	14	12	1	1	0	1	898	245	366.53	54
2	Bundoora	14	12	2	0	1	0	582	247	235.63	48
3	Macleod	15	12	3	0	0	0	494	266	185.71	48
4	Surrey Park B	15	12	3	0	0	0	611	445	137.30	48
5	Hawthorn Citizens A	15	7	7	1	0	0	464	537	86.41	30
6	Ashburton B	14	6	8	0	1	0	458	460	99.57	24
7	Balwyn Y	15	6	9	0	0	0	356	372	95.70	24
8	Whitehorse Colts	14	3	11	0	1	0	390	545	71.56	12
9	Bulleen Templestowe G	15	2	13	0	0	0	248	721	34.40	8
10	Beverley Hills N	15	1	14	0	0	0	178	797	22.33	4

**Under 10 Red**

Pos	Team	P	W	L	D	B	FF	F	A	%	Pts
1	Camberwell 3	15	12	3	0	0	1	812	311	261.09	48
2	Richmond	15	11	4	0	0	1	786	290	271.03	44
3	Brunswick	15	10	5	0	0	0	572	366	156.28	40
4	Park Orchards W	15	9	6	0	0	1	646	387	166.93	36
5	Kew Comets 3	14	6	8	0	1	0	381	461	82.65	24
6	Glen Iris H	15	4	11	0	0	0	477	719	66.34	16
7	St Marys W	15	4	11	0	0	0	288	497	57.95	16
8	Fitzroy 3	15	0	15	0	0	0	155	1190	13.03	0

**Under 11 Gold**

Pos	Team	P	W	L	D	B	FF	F	A	%	Pts
1	Greythorn R	14	12	1	1	0	1	985	371	265.50	54
2	Kew Rovers 1	15	10	5	0	0	0	695	448	155.13	40
3	Hawthorn Citizens N	15	9	6	0	0	0	743	557	133.39	36
4	Fitzroy 1	15	9	6	0	0	0	664	500	132.80	36
5	Kew Comets 2	14	8	5	1	0	0	526	484	108.68	34
6	Beverley Hills R	15	7	8	0	0	0	512	681	75.18	28
7	Park Orchards R	15	6	9	0	0	0	390	640	60.94	24
8	Camberwell 1	15	1	14	0	0	0	353	1004	35.16	4

**Under 11 Brown**

Pos	Team	P	W	L	D	B	FF	F	A	%	Pts
1	Canterbury B	15	14	1	0	0	0	667	227	293.83	56
2	Preston Bullants	15	10	5	0	0	0	736	410	179.51	40
3	Glen Iris G	15	9	6	0	0	0	518	454	114.10	36
4	Doncaster Heights G	15	7	8	0	0	0	447	468	95.51	28
5	Kew Comets 1	15	6	9	0	0	0	559	697	80.20	24
6	Ashburton R	15	4	11	0	0	0	417	568	73.42	16
7	Surrey Park B	15	4	11	0	0	0	351	684	51.32	16
8	St Marys B	15	2	13	0	0	0	358	728	49.18	8

**Under 11 Green**

Pos	Team	P	W	L	D	B	FF	F	A	%	Pts
1	Whitehorse Colts W	15	15	0	0	0	0	836	187	447.06	60
2	Ashburton G	15	11	4	0	0	0	684	478	143.10	44
3	St Marys T	15	8	6	1	0	0	607	358	169.55	34
4	Bulleen Templestowe	15	8	6	1	0	0	577	535	107.85	34
5	Warrandyte	15	7	8	0	0	0	483	535	90.28	28
6	Kew Comets 3	15	7	8	0	0	0	442	624	70.83	28
7	Beverley Hills N	15	4	11	0	0	0	354	680	52.06	16
8	Doncaster	15	3	12	0	0	0	327	695	47.05	12

**Under 11 Blue**

Pos	Team	P	W	L	D	B	FF	F	A	%	Pts
1	Whitehorse Colts M	15	12	3	0	0	0	734	330	222.42	48
2	Balwyn	15	12	3	0	0	0	571	283	201.77	48
3	Glen Iris H	15	10	5	0	0	0	622	412	150.97	40
4	Heidelberg	15	9	6	0	0	0	486	410	118.54	36
5	Parkside	15	6	9	0	0	0	362	549	65.94	24
6	Ashburton B	15	4	11	0	0	0	391	589	66.38	16
7	Ivanhoe W	15	3	12	0	0	0	358	548	65.33	12
8	Macleod	15	0	15	0	0	0	213	834	25.54	0

# LADDERS AFTER FINAL ROUND

## ATTACHMENT C

### Under 11 Black

Pos	Team	P	W	L	D	B	FF	F	A	%	Pts
1	Ashburton W	15	14	1	0	0	0	872	213	409.39	56
2	Canterbury R	14	10	4	0	0	1	526	393	133.84	44
3	Surrey Park W	15	10	5	0	0	0	567	309	183.50	40
4	Glen Iris N	15	9	6	0	0	0	658	495	132.93	36
5	Banyule B	15	9	6	0	0	0	499	492	101.42	36
6	Park Orchards B	15	6	9	0	0	0	461	574	80.31	24
7	Ivanhoe B	15	5	10	0	0	0	331	788	42.01	20
8	Hawthorn Citizens V	14	3	11	0	0	0	296	586	50.51	12

### Under 11 Red

Pos	Team	P	W	L	D	B	FF	F	A	%	Pts
1	North Brunswick	15	12	3	0	0	0	671	448	149.78	48
2	Kew Rovers 2	15	10	5	0	0	0	549	407	134.89	40
3	Richmond	15	9	6	0	0	0	634	433	146.42	36
4	Fitzroy 2	15	9	6	0	0	0	505	424	119.10	36
5	Bundoora	15	8	7	0	0	0	423	312	135.58	32
6	Hawthorn Citizens E	15	7	8	0	0	0	469	476	98.53	28
7	Camberwell 2	15	4	10	1	0	0	399	545	73.21	18
8	Brunswick	15	4	11	0	0	0	397	672	59.08	16
9	Greythorn B	15	3	12	0	0	0	305	653	46.71	12
10	St Damians	15	1	13	1	0	0	274	616	44.48	6

### Under 12 Gold

Pos	Team	P	W	L	D	B	FF	F	A	%	Pts
1	St Marys B	15	14	1	0	0	0	962	248	387.90	56
2	Hawthorn Citizens W	15	13	2	0	0	0	817	308	265.26	52
3	Heidelberg B	15	7	8	0	0	0	507	636	79.72	28
4	Kew Comets 1	15	6	9	0	0	0	457	620	73.71	24
5	Canterbury B	15	4	11	0	0	0	427	827	51.63	16
6	Surrey Park	15	4	11	0	0	0	354	705	50.21	16

### Under 12 Brown

Pos	Team	P	W	L	D	B	FF	F	A	%	Pts
1	Fitzroy 1	15	15	0	0	0	0	764	298	256.38	60
2	Ivanhoe W	15	10	5	0	0	0	564	457	123.41	40
3	Warrandyte	14	8	6	0	0	1	424	361	117.45	36
4	Balwyn	15	8	7	0	0	0	489	527	92.79	32
5	Banyule B	15	7	8	0	0	0	526	513	102.53	28
6	Kew Rovers B	15	6	9	0	0	0	585	505	115.84	24
7	Park Orchards B	15	5	10	0	0	0	521	701	74.32	20
8	Park Orchards R	15	5	10	0	0	0	312	635	49.13	20
9	Glen Iris H	14	4	10	0	0	0	403	532	75.75	16
10	Bulleen Templestowe G	15	3	12	0	0	0	330	569	58.00	12

### Under 12 Green

Pos	Team	P	W	L	D	B	FF	F	A	%	Pts
1	Glen Iris G	15	13	2	0	0	0	613	371	165.23	52
2	Macleod	15	11	4	0	0	0	622	443	140.41	44
3	Greythorn	15	9	6	0	0	0	577	511	112.92	36
4	Fitzroy 2	15	9	6	0	0	0	498	443	112.42	36
5	Ashburton R	15	8	7	0	0	0	605	507	119.33	32
6	Ivanhoe B	15	6	9	0	0	0	440	450	97.78	24
7	Camberwell 2	15	4	11	0	0	0	465	645	72.09	16
8	Camberwell 1	15	4	11	0	0	0	366	586	62.46	16

### Under 12 Blue

Pos	Team	P	W	L	D	B	FF	F	A	%	Pts
1	St Marys W	15	14	1	0	0	0	782	318	245.91	56
2	Bundoora	15	11	4	0	0	0	626	421	148.69	44
3	Preston Bullants	15	9	6	0	0	0	637	520	122.50	36
4	Whitehorse Colts	15	8	7	0	0	0	699	519	134.68	32
5	Beverley Hills	15	6	9	0	0	0	397	678	58.55	24
6	Glen Iris N	15	5	10	0	0	0	538	762	70.60	20
7	Ashburton G	15	5	10	0	0	0	483	700	69.00	20
8	Kew Comets 2	15	2	13	0	0	0	327	608	53.78	8

### Under 12 Black

Pos	Team	P	W	L	D	B	FF	F	A	%	Pts
1	Ashburton B	15	12	3	0	0	0	965	302	319.54	48
2	Park Orchards W	15	11	4	0	0	0	443	316	140.19	44
3	Camberwell 3	15	8	7	0	0	0	717	570	125.79	32
4	Doncaster Heights	15	6	9	0	0	0	465	616	75.49	24
5	Hawthorn Citizens F	15	6	9	0	0	0	378	651	58.06	24
6	Parkside	15	2	13	0	0	0	315	812	38.79	8

### Under 12 Red

Pos	Team	P	W	L	D	B	FF	F	A	%	Pts
1	Canterbury R	13	12	1	0	2	0	1005	191	526.18	48
2	Richmond	13	8	5	0	2	0	925	253	365.61	32
3	Brunswick	12	6	6	0	3	0	405	501	80.84	24
4	St Marys T	13	6	7	0	2	0	402	412	97.57	24
5	Banyule M	13	4	8	1	2	0	228	737	30.94	18
6	Heidelberg Y	13	3	10	0	2	0	196	781	25.10	12
7	Fitzroy 3	13	1	11	1	2	0	225	720	31.25	6

### Under 13 Gold

Pos	Team	P	W	L	D	B	FF	F	A	%	Pts
1	Banyule B	14	13	1	0	1	0	843	379	222.43	52
2	Kew Comets 1	14	12	2	0	1	0	820	327	250.76	48
3	Glen Iris G	13	8	5	0	2	0	483	462	104.55	32
4	Fitzroy 1	13	7	6	0	2	0	522	585	89.23	28
5	Canterbury B	13	6	7	0	2	0	427	434	98.39	24
6	St Marys B	13	4	9	0	2	0	469	646	72.60	16
7	Hawthorn Citizens J	14	3	11	0	1	0	383	773	49.55	12

### Under 13 Brown

Pos	Team	P	W	L	D	B	FF	F	A	%	Pts
1	Ivanhoe W	15	14	1	0	0	0	850	343	247.81	56
2	Beverley Hills	14	9	5	0	1	0	547	562	97.33	36
3	Park Orchards R	15	7	8	0	0	0	497	478	103.97	28
4	Camberwell 1	15	6	9	0	0	0	618	626	98.72	24
5	Bulleen Templestowe	15	6	9	0	0	0	481	592	81.25	24
6	Doncaster Heights	15	2	13	0	0	0	350	800	43.75	8

### Under 13 Green

Pos	Team	P	W	L	D	B	FF	F	A	%	Pts
1	Brunswick	15	14	1	0	0	0	541	260	208.08	56
2	Doncaster B	15	10	5	0	0	0	549	419	131.03	40
3	Ashburton R	15	9	6	0	0	0	510	409	124.69	36
4	St Marys W	14	8	6	0	1	0	622	400	155.50	32
5	Parkside	15	7	8	0	0	0	412	473	87.10	28
6	Surrey Park B	14	5	9	0	1	0	381	426	89.44	20
7	Balwyn	15	3	12	0	0	0	394	684	57.60	12
8	Greythorn	15	3	12	0	0	0	293	584	50.17	12



**Under 13 Blue**

Pos	Team	P	W	L	D	B	FF	F	A	%	Pts
1	Kew Rovers	15	12	3	0	0	0	836	301	277.74	48
2	Whitehorse Colts	15	12	3	0	0	0	651	335	194.33	48
3	Ashburton G	15	11	4	0	0	0	802	408	196.57	44
4	Bundoora	15	10	5	0	0	0	727	383	189.82	40
5	Ivanhoe B	15	10	5	0	0	0	700	417	167.87	40
6	Banyule M	15	10	5	0	0	0	632	535	118.13	40
7	North Brunswick	15	9	6	0	0	0	589	447	131.77	36
8	Macleod	15	7	8	0	0	0	407	697	58.39	28
9	Doncaster W	15	5	9	1	0	0	374	681	54.92	22
10	St Damians G	15	3	11	1	0	0	355	657	54.03	14
11	Kew Comets 2	15	3	12	0	0	0	372	804	46.27	12
12	Glen Iris N	14	1	13	0	1	0	261	810	32.22	4

**Under 13 Black**

Pos	Team	P	W	L	D	B	FF	F	A	%	Pts
1	Warrandyte	15	13	2	0	0	0	989	239	413.81	52
2	Richmond	15	13	2	0	0	0	1135	397	285.89	52
3	Hawthorn Citizens S	15	9	5	1	0	0	761	616	123.54	38
4	Surrey Park W	15	8	7	0	0	0	524	392	133.67	32
5	Fitzroy 2	15	6	8	1	0	0	467	481	97.09	26
6	Preston Bullants	15	6	9	0	0	0	548	562	97.51	24
7	St Marys K	15	5	10	0	0	0	503	795	63.27	20
8	Park Orchards B	15	3	12	0	0	0	281	700	40.14	12
9	Camberwell 2	15	1	14	0	0	0	245	887	27.62	4
10	Canterbury R	15	0	15	0	0	0	180	1125	16.00	0

**Under 14 Gold**

Pos	Team	P	W	L	D	B	FF	F	A	%	Pts
1	Fitzroy 1	15	13	2	0	0	0	1155	511	226.03	52
2	Kew Rovers B	15	12	3	0	0	0	1416	736	192.39	48
3	Park Orchards R	15	11	4	0	0	0	1059	677	156.43	44
4	Ivanhoe W	15	10	5	0	0	0	1030	753	136.79	40
5	Ashburton R	15	10	5	0	0	0	1042	879	118.54	40
6	Hawthorn Citizens C	15	4	11	0	0	0	697	1094	63.71	16
7	St Marys B	15	3	12	0	0	0	651	1224	53.19	12
8	Macleod	15	1	14	0	0	0	572	1508	37.93	4

**Under 14 Brown**

Pos	Team	P	W	L	D	B	FF	F	A	%	Pts
1	Camberwell 1	15	11	4	0	0	0	1116	699	159.66	44
2	Beverley Hills R	15	9	6	0	0	0	1018	675	150.81	36
3	Canterbury B	15	9	6	0	0	0	992	773	128.33	36
4	Bulleen Templestowe	15	9	6	0	0	0	749	818	91.56	36
5	Doncaster Heights	15	5	10	0	0	0	649	996	65.16	20
6	Glen Iris G	15	2	13	0	0	0	578	1152	50.17	8

**Under 14 Green)**

Pos	Team	P	W	L	D	B	FF	F	A	%	Pts
1	Surrey Park	15	11	4	0	0	0	1130	595	189.92	44
2	Preston Bullants	15	10	4	1	0	0	1030	715	144.06	42
3	Whitehorse Colts	15	10	5	0	0	0	1047	641	163.34	40
4	St Marys K	15	10	5	0	0	0	1020	732	139.34	40
5	Kew Rovers W	15	7	7	1	0	0	735	858	85.66	30
6	Banyule	15	7	8	0	0	0	720	1023	70.38	28
7	GDU Demons	15	5	10	0	0	0	699	892	78.36	20
8	St Damians R	15	3	12	0	0	0	432	983	43.95	12

**Under 14 Blue**

Pos	Team	P	W	L	D	B	FF	F	A	%	Pts
1	Park Orchards B	15	12	3	0	0	0	1103	493	223.73	48
2	Glen Iris H	15	12	3	0	0	0	822	636	129.25	48
3	Kew Comets	15	11	4	0	0	0	1316	485	271.34	44
4	Parkside	15	8	7	0	0	0	1035	660	156.82	32
5	Fitzroy 3	15	7	7	1	0	0	911	718	126.88	30
6	Warrandyte	15	7	8	0	0	0	1078	925	116.54	28
7	Hawthorn Citizens L	15	6	9	0	0	0	909	965	94.20	24
8	Ivanhoe B	15	6	9	0	0	0	730	866	84.30	24
9	Ashburton G	15	4	10	1	0	0	710	970	73.20	18
10	Fitzroy 2	15	3	12	0	0	0	672	915	73.44	12
11	St Marys T	15	3	12	0	0	0	487	1207	40.35	12
12	Camberwell 2	15	2	13	0	0	0	263	1676	15.69	8

**Under 15 (1)**

Pos	Team	P	W	L	D	B	FF	F	A	%	Pts
1	Camberwell 1	15	14	1	0	0	1	1241	521	238.20	56
2	Kew Comets 1	15	11	4	0	0	0	1048	726	144.35	44
3	Ashburton R	15	11	4	0	0	0	991	709	139.77	44
4	Bulleen Templestowe	15	9	6	0	0	0	921	832	110.70	36
5	St Marys B	15	6	9	0	0	0	670	1087	61.64	24
6	Beverley Hills R	15	5	10	0	0	1	842	1078	78.11	20
7	Hawthorn Citizens M	15	5	10	0	0	0	777	1084	71.68	20
8	Fitzroy 1	15	3	12	0	0	0	809	1003	80.66	12

**Under 15 (2)**

Pos	Team	P	W	L	D	B	FF	F	A	%	Pts
1	Preston Bullants	14	12	2	0	1	0	1064	492	216.26	48
2	Macleod B	15	10	5	0	0	0	1228	714	171.99	40
3	Whitehorse Colts	15	8	7	0	0	0	676	893	75.70	32
4	Glen Iris	14	7	7	0	1	0	915	912	100.33	28
5	Ivanhoe W	14	6	8	0	1	0	795	761	104.47	24
6	Boroondara Hawks	15	2	13	0	0	0	596	1417	42.06	8

**Under 15 (3)**

Pos	Team	P	W	L	D	B	FF	F	A	%	Pts
1	Parkside	15	12	3	0	0	0	1147	588	195.07	48
2	Park Orchards R	14	9	5	0	1	0	1088	696	156.32	36
3	Surrey Park	15	9	6	0	0	0	1001	655	152.82	36
4	Banyule B	15	8	7	0	0	1	927	944	98.20	32
5	Ashburton G	15	4	11	0	0	0	781	1021	76.49	16
6	Kew Comets 2	15	1	14	0	0	0	404	1528	26.44	4

**Under 15 (4)**

Pos	Team	P	W	L	D	B	FF	F	A	%	Pts
1	Fitzroy 2	14	13	1	0	1	0	965	550	175.45	52
2	Hawthorn Citizens S	14	11	3	0	1	0	1033	503	205.37	44
3	St Marys K	14	9	5	0	1	0	938	710	132.11	36
4	Banyule M	14	7	7	0	1	0	1070	808	132.43	28
5	Camberwell 2	14	6	8	0	1	0	674	907	74.31	24
6	Bundoora	14	5	9	0	1	0	806	817	98.65	20
7	Beverley Hills N	12	3	9	0	2	0	449	897	50.06	12
8	Macleod G	14	3	11	0	1	0	768	1131	67.90	12
9	Warrandyte Don. Hts	14	1	13	0	1	0	332	925	35.89	4





# LADDERS AFTER FINAL ROUND

ATTACHMENT C

## Youth Girls

Pos	Team	P	W	L	D	B	FF	F	A	%	Pts
1	Whitehorse Colts	13	12	1	0	1	0	684	135	506.67	48
2	East Malvern	13	11	2	0	1	0	906	272	333.09	44
3	St Damians	13	10	3	0	1	0	536	237	226.16	40
4	Kew Rovers	12	8	4	0	2	0	475	290	163.79	32
5	Seville Ranges	13	5	7	1	1	0	360	459	78.43	22
6	Chirside Park 1	12	4	8	0	2	0	305	445	68.54	16
7	Bulleen Templestowe	12	3	8	1	2	0	249	560	44.46	14
8	Warrandyte-PONRPJFC	12	2	10	0	2	0	99	611	16.20	8
9	Healesville	12	0	12	0	2	0	123	728	16.90	0

## Under 12 Girls

Pos	Team	P	W	L	D	B	FF	F	A	%	Pts
1	Kew Rovers	14	10	4	0	0	0	518	225	230.22	40
2	Kew Comets 1	14	10	4	0	0	0	409	236	173.31	40
3	Bulleen Templestowe JFC	14	8	6	0	0	0	388	205	189.27	32
4	Glen Iris	14	0	14	0	0	0	55	704	7.81	0

## Under 14 Girls

Pos	Team	P	W	L	D	B	FF	F	A	%	Pts
1	Kew Rovers	14	9	5	0	0	0	527	350	150.57	36
2	Glen Iris	14	8	6	0	0	0	582	443	131.38	32
3	Whitehorse Colts	14	7	6	1	0	0	470	480	97.92	30
4	Kew Comets 1	14	3	10	1	0	0	342	648	52.78	14

## Colts (1)

Pos	Team	P	W	L	D	B	FF	F	A	%	Pts
1	Ashburton R	15	12	3	0	0	0	1073	802	133.79	48
2	Fitzroy 1	15	10	5	0	0	0	1013	740	136.89	40
3	St Marys 1	15	10	5	0	0	0	952	807	117.97	40
4	Ivanhoe W	15	7	8	0	0	0	863	933	92.50	28
5	Greythorn Red	15	6	9	0	0	0	873	998	87.47	24
6	Banyule 1	15	6	9	0	0	0	926	1063	87.11	24

## Colts (2)

Pos	Team	P	W	L	D	B	FF	F	A	%	Pts
1	Park Orchards R	14	11	3	0	0	0	977	658	148.48	44
2	Macleod	15	11	4	0	0	0	1147	787	145.74	44
3	Warrandyte	14	7	7	0	0	1	876	747	117.27	32
4	Bulleen Templestowe	15	7	8	0	0	0	788	934	84.37	28
5	Beverly Hills R	15	5	10	0	0	0	795	972	81.79	20
6	Kew Giants 1	15	0	15	0	0	0	622	1296	47.99	0

## Colts (3)

Pos	Team	P	W	L	D	B	FF	F	A	%	Pts
1	Beverly Hills N	15	14	0	1	0	0	1551	367	422.62	58
2	Camberwell 1	14	11	2	1	1	0	1027	581	176.76	46
3	St Damians G	15	12	3	0	0	1	1076	498	216.06	48
4	Ashburton G	14	10	4	0	1	0	909	790	115.06	40
5	Greythorn Blue	15	7	8	0	0	0	1045	813	128.54	28
6	Bundoora	15	6	9	0	0	1	710	965	73.58	24
7	Fitzroy 2	15	5	10	0	0	0	835	913	91.46	20
8	Parkside	14	4	10	0	1	0	521	1005	51.84	16
9	St Marys 2	15	4	11	0	0	0	600	1107	54.20	16
10	Ivanhoe B	15	2	13	0	0	0	570	1452	39.26	8

## Colts (4)

1	Park Orchards B	15	14	1	0	0	0	1417	490	289.18	56
2	Richmond	15	12	3	0	0	2	1238	650	190.46	48
3	Surrey Park	15	10	5	0	0	0	830	529	156.90	40
4	Doncaster	15	10	5	0	0	2	926	744	124.46	40
5	Whitehorse Colts	14	9	5	0	1	0	995	727	136.86	36

UUnder 10	Black	Ashburton Y
Under 10	Blue	Hawthorn Citizens B
Under 10	Brown	Ivanhoe W
Under 10	Gold	Hawthorn Citizens D
Under 10	Green	Glen Iris V
Under 10	Red	Richmond
Under 11	Black	Glen Iris N
Under 11	Blue	Balwyn
Under 11	Brown	Canterbury B
Under 11	Gold	Greythorn R
Under 11	Green	St Marys T
Under 11	Red	North Brunswick
Under 12	Black	Ashburton B
Under 12	Blue	St Marys W
Under 12	Brown	Fitzroy 1
Under 12	Girls	Kew Comets 1
Under 12	Gold	Hawthorn Citizens W
Under 12	Green	Glen Iris G
Under 12	Red	Canterbury R
Under 13	Black	Richmond
Under 13	Blue	Kew Rovers
Under 13	Brown	Ivanhoe W
Under 13	Gold	Kew Comets 1
Under 13	Green	Brunswick
Under 14	Blue	Kew Comets
Under 14	Brown	Canterbury B
Under 14	Girls	Kew Rovers
Under 14	Gold	Kew Rovers B
Under 14	Green	Surrey Park
Under 15	(1)	Kew Comets 1
Under 15	(2)	Preston Bullants
Under 15	(3)	Parkside
Under 15	(4)	Fitzroy 2
Youth Girls		Kew Rovers
Colts	(1)	Fitzroy 1
Colts	(2)	Park Orchards R
Colts	(3)	Beverley Hills N
Colts	(4)	Park Orchards B

# GRAND FINALS SCORES – 2013

ATTACHMENT E

Under 10 Black	Ashburton Y	6	3	39	def	Bundoora	2	4	16
Under 10 Blue	Hawthorn Citizens B	5	10	40	def	Ashburton W	1	3	9
Under 10 Brown	Ivanhoe W	5	4	34	def	Beverley Hills R	2	6	8
Under 10 Gold	Hawthorn Citizens D	8	5	53	def	Fitzroy 1	5	6	36
Under 10 Green	Glen Iris V	6	7	43	def	Doncaster Heights	6	1	37
Under 10 Red	Richmond	9	8	62	def	Brunswick	4	0	24
Under 11 Black	Glen Iris N	8	5	53	def	Ashburton W	2	6	18
Under 11 Blue	Balwyn	8	5	53	def	Whitehorse Colts M	4	4	28
Under 11 Brown	Canterbury B	7	7	49	def	Preston Bullants	2	1	13
Under 11 Gold	Greythorn R	9	7	61	def	Fitzroy 1	3	7	25
Under 11 Green	St Marys T	9	7	61	def	Ashburton G	7	3	45
Under 11 Red	North Brunswick	5	8	38	def	Kew Rovers 2	2	4	16
Under 12 Black	Ashburton B	7	1	53	def	Camberwell 3	6	7	43
Under 12 Blue	St Marys W	12	15	87	def	Bundoora	4	4	28
Under 12 Brown	Fitzroy 1	8	6	54	def	Ivanhoe W	6	5	41
Under 12 Girls	Kew Comets 1	3	8	26	def	Kew Rovers	2	0	12
Under 12 Gold	Hawthorn Citizens W	5	7	37	def	St Marys B	3	6	24
Under 12 Green	Glen Iris G	12	6	78	def	Macleod	3	2	20
Under 12 Red	Canterbury R	10	4	64	def	Richmond	4	5	29
Under 13 Black	Richmond	7	9	51	def	Warrandyte	5	4	34
Under 13 Blue	Kew Rovers	7	7	49	def	Whitehorse Colts	2	8	20
Under 13 Brown	Ivanhoe W	9	11	65	def	Camberwell 1	6	11	47
Under 13 Gold	Kew Comets 1	8	12	60	def	Banyule B	3	4	22
Under 13 Green	Brunswick	5	14	44	def	Doncaster B	3	4	22
Under 14 Blue	Kew Comets	14	15	99	def	Park Orchards B	7	4	46
Under 14 Brown	Canterbury B	9	9	63	def	Beverley Hills R	7	5	47
Under 14 Girls	Kew Rovers	2	5	17	def	Glen Iris	2	1	13
Under 14 Gold	Kew Rovers B	11	7	73	def	Fitzroy 1	6	4	40
Under 14 Green	Surrey Park	8	19	67	def	Whitehorse Colts	4	14	38
Under 15 (1)	Kew Comets 1	9	7	61	def	Camberwell 1	4	8	32
Under 15 (2)	Preston Bullants	12	13	85	def	Macleod B	5	8	38
Under 15 (3)	Parkside	7	11	53	def	Park Orchards R	6	9	45
Under 15 (4)	Fitzroy 2	11	12	78	def	Hawthorn Citizens S	11	7	73
Youth Girls	Kew Rovers	4	3	27	def	Whitehorse Colts	3	2	20
Colts (1)	Fitzroy 1	9	10	64	def	Ashburton R	9	6	60
Colts (2)	Park Orchards R	5	13	43	def	Macleod	4	12	36
Colts (3)	Beverley Hills N	11	7	73	def	Camberwell 1	9	8	62
Colts (4)	Park Orchards B	16	11	107	def	Doncaster	7	8	50

NAME	CLUB	VOTES	PLACE
<b>Under 10 Black</b>			
Aidan Browne	Ashburton JFC	25	1st
Stirling Phi pps-Parsons	Balwyn JFC	22	2nd
Daniel Mercuri	Bundoora JFC	19	3rd
Zack Brown	Bundoora JFC	19	3rd

<b>Under 10 Blue</b>			
Louis Thompson	Doncaster JFC	21	1st
Mackenzie Ryan	Heidelberg JFC	21	1st
Liam Henderson	Ashburton JFC	20	2nd
James Burrage	Parkside JFC	20	2nd
Bailey Culbert	Ashburton JFC	19	3rd

<b>Under 10 Brown</b>			
Harris Carlin	Balwyn JFC	24	1st
Lachlan Rankin	Beverley Hills JFC	23	2nd
Anthony Caminiti	Heidelberg JFC	19	3rd

<b>Under 10 Gold</b>			
Anthony Dell'Orso	Bulleen Temp. JFC	28	1st
Ned Long	Fitzroy JFC	25	2nd
Oliver Dempsey	Hawthorn Citizens JFC	25	2nd
Sam Darcy	Hawthorn Citizens JFC	20	3rd

<b>Under 10 Green</b>			
Hugo Bromell	Glen Iris JFC	23	1st
Henry Brown	Glen Iris JFC	22	2nd
David Waldron	Greythorn JFC	21	3rd

<b>Under 10 Red</b>			
William Fasan	PONRPFJC	27	1st
Zach Dowd	Richmond JFC	19	2nd
Connor Fyffe	St Marys GJFC	17	3rd

<b>Under 11 Black</b>			
Curtis Brecko	Surrey Park JFC	34	1st
Tyler Sellers	Ashburton JFC	23	2nd
Samuel Holland	Ivanhoe JFC	21	3rd
Noah O'Sullivan	Parkside JFC	26	1st

<b>Under 11 Blue</b>			
James Sekulovski	Macleod JFC	19	2nd
Piers Bowden	Glen Iris JFC	18	3rd
Benjamin Horsnail	Whitehorse Colts JFC	18	3rd

<b>Under 11 Brown</b>			
Ned Nichols	Kew Comets JFC	29	1st
Harry Greenwood	Canterbury JFC	19	2nd
Julian Toniazzo	Preston Bullants JFC	19	2nd
George Bacolas	Ashburton JFC	14	3rd
Jonathan Vathakos	Doncaster Heights JFC	14	3rd
Damian Lee Papadas	St Marys GJFC	14	3rd

<b>Under 11 Gold</b>			
Will Phillips	Beverley Hills JFC	33	1st
Liam Fitzpatrick	Kew Rovers JFC	23	2nd
Jake Fraser-McGurk	Hawthorn Citizens JFC	22	3rd
Nicholas Guiney	Kew Comets JFC	22	3rd

NAME	CLUB	VOTES	PLACE
<b>Under 11 Green</b>			
Karl Worner	Ashburton JFC	29	1st
Fraser Elliot	Whitehorse Colts JFC	26	2nd
Christopher Spiteri	Doncaster JFC	21	3rd

<b>Under 11 Red</b>			
George Kelly	Brunswick JFC	22	1st
Romney Markwick	Brunswick JFC	21	2nd
Teigan Otter	Richmond JFC	21	2nd
Griffin Schultz	Hawthorn Citizens JFC	19	3rd
Adam Mucilli	North Brunswick JFC	19	3rd

<b>Under 12 Black</b>			
Connor McKee	Ashburton JFC	23	1st
Peter Pietrucci	PONRPFJC	19	2nd
Zac Molino	Camberwell JFC	18	3rd

<b>Under 12 Blue</b>			
Kyle Johnson	St Marys GJFC	28	1st
Jack Aird	Glen Iris JFC	27	2nd
Xavier Bateman	Beverley Hills JFC	24	3rd

<b>Under 12 Brown</b>			
Benjamin Wenckowski	Ivanhoe JFC	31	1st
Adam Carafa	Banyule JFC	22	2nd
George Standish	PONRPFJC	21	3rd

<b>Under 12 Girls</b>			
Ellie Masters	Kew Rovers JFC	23	1st
Nicola Xenos	Kew Comets JFC	20	2nd
Joanna Bowman	Kew Comets JFC	17	3rd

<b>Under 12 Gold</b>			
Matthew Rowell	Canterbury JFC	28	1st
Luke Winter	Hawthorn Citizens JFC	18	2nd
Samuel Philp	St Marys GJFC	18	2nd
Noah Anderson	Hawthorn Citizens JFC	16	3rd
Matthew Costello	Kew Comets JFC	16	3rd

<b>Under 12 Green</b>			
Matteo Bombardieri	Fitzroy JFC	39	1st
Curtis Brown	Macleod JFC	27	2nd
Benjamin Jepson	Camberwell JFC	24	3rd

<b>Under 12 Red</b>			
Corey McKenzie	Canterbury JFC	23	1st
Peter Vamvakitis	Richmond JFC	17	2nd
Joshua Janssen	Canterbury JFC	14	3rd

<b>Under 13 Black</b>			
Ubil Chol	Richmond JFC	22	1st
Peter Manatas	Richmond JFC	20	2nd
Darby Rivalland	Hawthorn Citizens JFC	19	3rd

<b>Under 13 Blue</b>			
Zac Antignani	Whitehorse Colts JFC	31	1st
Anthony Lamanna	Kew Rovers JFC	25	2nd
Joseph Maggio	Bundoora JFC	22	3rd
Paul Palazzolo	North Brunswick JFC	22	3rd



NAME	CLUB	VOTES	PLACE
<b>Under 13 Brown</b>			
Liam Di Biase	Beverley Hills JFC	21	1st
Victor Misuraca	Ivanhoe JFC	18	2nd
Isaac Quaynor	Doncaster Heights JFC	14	3rd

<b>Under 13 Gold</b>			
Bailey Wraith	Kew Comets JFC	23	1st
Aaron Luber	Banyule JFC	19	2nd
Kye Yodgee	Banyule JFC	15	3rd

<b>Under 13 Green</b>			
George Billias	Ashburton JFC	31	1st
Daniel Mott	Brunswick JFC	27	2nd
William Golds	Balwyn JFC	19	3rd
Matthew Presutto	Greythorn JFC	19	3rd
Christopher Tsatas	Surrey Park JFC	19	3rd

<b>Under 14 Blue</b>			
Oliver Dickson	Kew Comets JFC	29	1st
Jacob May	PONRPFJC	23	2nd
Jye Stevens	Fitzroy JFC	19	3rd

<b>Under 14 Brown</b>			
Mathew Zukiewicz	Doncaster Heights JFC	22	1st
Thomas Jepson	Camberwell JFC	18	2nd
Nadi Hawzovski	Bulleen Temp. JFC	17	3rd
Sam Townsend	Canterbury JFC	17	3rd

<b>Under 14 Girls</b>			
Isabella Gietzmann	Whitehorse Colts JFC	23	1st
Julia Halaseh	Kew Rovers JFC	18	2nd
Alannah Acciarito	Kew Rovers JFC	14	3rd

<b>Under 14 Gold</b>			
Nathan Boucher	Ashburton JFC	33	1st
Patrick Naish	Ivanhoe JFC	32	2nd
Jacob Price-Inglis	PONRPFJC	30	3rd

<b>Under 14 Green</b>			
Harrison Joeng	Banyule JFC	21	1st
Max Michelini	Preston Bullants JFC	19	2nd
Nathan Aldridge	St Damians JFC	18	3rd
Jay Every	Whitehorse Colts JFC	18	3rd

<b>Under 15 (1)</b>			
Vincent Adduci	Camberwell JFC	27	1st
Michael Scardamaglia	Ashburton JFC	17	2nd
Wade Brusnahan	Kew Comets JFC	16	3rd

<b>Under 15 (2)</b>			
Kyle Green	Preston Bullants JFC	28	1st
Lake Tink	Whitehorse Colts JFC	24	2nd
Brody Tardio	Ivanhoe JFC	20	3rd
Beau Moorcroft	Macleod JFC	20	3rd

NAME	CLUB	VOTES	PLACE
<b>Under 15 (3)</b>			
Corey McKay	Parkside JFC	37	1st
Thomas Jacotine	PONRPFJC	19	2nd
Tristan Van Driel	Surrey Park JFC	19	2nd
Yianni Billias	Ashburton JFC	15	3rd

<b>Under 15 (4)</b>			
Brian Hutchinson	Bundoora JFC	20	1st
Roy Girvan	Fitzroy JFC	20	1st
Matthew Vakanis	St Marys GJFC	19	2nd
Gil Pemberton	Banyule JFC	14	3rd

<b>Youth Girls</b>			
Tilly Lucas-Rodd	East Malvern	20	1st
Brooke Slaney	Seville Ranges	16	2nd
Deanne Weller	Warrandyte JFC	15	3rd
Katherine Smith	Whitehorse Colts JFC	15	3rd

<b>Colts (1)</b>			
Lewis Pavlich	Fitzroy JFC	15	1st
William Knight	Ivanhoe JFC	13	2nd
Ambrose Willett-Fatnowna	Greythorn JFC	12	3rd
Alastair Clayton	Ivanhoe JFC	12	3rd

<b>Colts (2)</b>			
Reid Brandt	Macleod JFC	25	1st
James Appleby	Warrandyte JFC	21	2nd
Andrew Kay	Bulleen Temp. JFC	17	3rd

<b>Colts (3)</b>			
Michael Griechen	Ashburton JFC	29	1st
Darcy Crocker	Beverley Hills JFC	27	2nd
Sean Smith	St Damians JFC	15	3rd

<b>Colts (4)</b>			
Matthew Silipo	Doncaster JFC	25	1st
Nicholas Florio	PONRPFJC	23	2nd
Jaye Witnish	PONRPFJC	20	3rd

## COACHES

Under 13 (Teal)	Rob Bolzon	Harry Wilson
Under 13 (Black)	Colin McLeod	Grant King

### Queens Birthday Round Robin YJFL, NFL and SMJFL

#### Under 13 Division 1 - Black Team

##### Game 1:

YJFL 1.0 (6) def by SMJFL 7.9 (51)

**Goals Kickers:** Kye Agosta

##### Game 2:

YJFL 8.7 (55) def NFL 4.6 (30)

**Goals Kickers:** Charlie Whitehead 2, Connor Rutland 2, Sam Elliott, Tom Mantesso, Jesse King, Brayden King

#### Under 13 Division 2 - Teal Team

##### Game 1:

YJFL 1.3 (9) def by SMJFL 2.2 (14)

**Goals Kickers:** Harrison Grace

**Best Players:** Will Golds, Zac Hart, Tom Loveridge, Katie Lynch

##### Game 2:

YJFL 13.10 (88) defeated NFL 3.5 (23)

**Goals Kickers:** Patrik Della Rocca 2, Will James 2, Joshua Voogd 2, Katie Lynch 2, Zac Antignani, Jacob Bedrac, Matthew Johnson, Joseph Ciranna, Charlie Wilson

**Best Players:** Katie Lynch, Joseph Ciranna, George Billias, Matthew Johnson, Jake Sticca

#### PETER JOHNSTONE MEDAL WINNER

**Under 13 Division 1** Jack Brown

**Under 13 Division 2** Katie Lynch



Yarra Junior Football League  
Under 13 Black 2013



Yarra Junior Football League  
Under 13 Teal 2013





Under 14 Division 1



Under 14 Division 2



**UNDER 14  
DIVISION 1****1. YJFL 7-5-47 def NFL 5-14-44****2. YJFL 12-10-82 def SMJFL 3-8-26****Goal Kickers:** H Gabelich 3, P Naish 3,  
E Phillips 2, A Wilson 1, LSoccio 1,  
T Paidoussis 1, T Blenheim 1.**Best Players:** M Zukiewicz, B Wiggins, P Naish,  
L Jamison, H Gabelich,  
N Watson Munro**3. YJFL 8-8-56 def by SMFJL 11-6-72****Goal Kickers:** P Naish 3, J Edwards 1,  
T Paidoussis 1, O Stapleton 2,  
N Watson Munro 1.**Best Players:** P Naish, T Paidoussis, J Edwards,  
O Stapleton, N Watson Munro,  
M Zukiewicz**UNDER 14  
DIVISION 2****1. YJFL 11-9-75 def by EFL 11-10-76****Goal Kickers:** J Trnacek 3, N Aldridge 2,  
Booucher 2, D Spadafora 2,  
P Tsakoumis 1, T Santora 1.**Best Players:** M Ioannou, A Collinson, L Steel,  
J Trnacek, T Clayton, M Kurt.**2. YJFL 19-16-130 def RDFL 0-1-1****Goal Kickers:** N Boucher 4, J Trnacek 2,  
J Sinclair 2, J Richards 2,  
J Troiani 1, A Xenos 1, K Manuel 1,  
L Agnoletto 1, N Aldridge 1,  
T Clayton 1, O Dickson 1,  
L Gelsumini 1, J Ellis 1.**Best Players:** N Boucher, J Richards, O Dickson,  
T Clayton, J Ellis, K Manual.**3. YJFL 11-18-84 def WRFL 5-7-37****Goal Kickers:** N Boucher 2, J Trnacek 2,  
S Fazzolari 2, A Xenos 1,  
D Spadafora 1, S Gibbs 1,  
J Every 1, J Ellis 1.**Best Players:** S Gibbs, N Boucher, J Schroder,  
J Every, K Manual, L Gelsumini**PETER JOHNSTONE MEDAL WINNER****Under 14 Division 1** Thomas Paidoussis**Under 14 Division 2** Nathan Boucher

**UNDER 15  
DIVISION 1****1. YJFL 7-12-54 def NFL 3-11-29**

**Goal Kickers:** J Richards 2, M Martin 2,  
S Rintoul 1, W Brunaham 1,  
M Capetola 1.

**Best Players:** D Reinbold, L Tink, M Blake,  
P Wallis, L Bunker, M Martin.

**2. YJFL 22-21-153 def SEJ**

**Goal Kickers:** S Sherlock 3, S McLarty 3,  
M Capetola 3, B Moorcroft 2,  
M Martin 2, D Reinbold 1,  
S Lynch 1, M Blake 1, J Stewart 2,  
A Tornaro 1, J Richards 1,  
A Scott 1 P Wallis 1

**Best Players:** C Moorfield, P Wallis,  
L Cunningham, A Scott, L Trink,  
J Stewart.

**3. YJFL 6-5-41 def by SMJFL 8-11-59**

**Goal Kickers:** M Capetola 2, S McLarty 2,  
M Martin 1, B Moorcroft 1.

**Best Players:** C Moorfield, S McLarty, A Scott,  
C Moritz, L Cunningham,  
M Blake.

**UNDER 15  
DIVISION 2****1. YJFL 12-7-79 def EFL 10-8-18**

**Goal Kickers:** J Bruni 4, A Tatchell 2,  
M Scardamaglia 1, J Recchia 1,  
J Dalbosco 1, J Connellan 1,  
G Acetta 1, M Blakey 1.

**Best Players:** M Blakey, J Bruni, R Hunter,  
M Scardamaglia, M Fenton,  
T Jacotine.

**2. YJFL 17-20-122 def RDFL 2-2-14**

**Goal Kickers:** P Kerr 4, D Stanford 3, N Larkey 3,  
J Recchia 1, D Xais 2,  
M Scardamaglia 1, C McKay 1,  
T Jacotine 1, N Humphris 1.

**Best Players:** J Recchia, J Stapleton, J Condello,  
P Kerr, R Hunter.

**3. YJFL 19-14-128 def WRFL 5-2-32**

**Goal Kickers:** D Stanford 4, P Kerr 3,  
M Blakley 2, J Bruni 2,  
C Campbell 2, J Connellan 1,  
M Scardamaglia 1, A Tatchell 1,  
D Xais 3.

**Best Players:** G Accetta, J Hibbert,  
M Scardamaglia, J Condello,  
D Stanford, D Xais.

**Under 15  
Division 2  
Grand Final****YJFL 8-11-59 def EDFL 5-8-38**

**Goal Kickers:** P Kerr 4, D Stanford 2,  
M Scardamaglia 1, J Connellan 1,

**Best Players:** P Kerr, J Stapleton, L Wilson,  
J Condello, M Scardamaglia,  
J Hibbert.

**PETER JOHNSTONE MEDAL WINNER**

**Under 15 Division 1** Danyojn Reinbold

**Under 15 Division 2** Jimmy Stapleton



Under 15 Division 1



Under 15 Division 2



# AFL VICTORIA METROPOLITAN JUNIOR CHAMPIONSHIPS UNDER 16 GIRLS

## UNDER 16 GIRLS

1. YJFL 12-8-80 def WRFL 2-3-15

**Goal Kickers:** M.Amon 5, M Fitton 2,  
K Quinlivan 1, B Cruickshank 1,  
S Rhodes 1, G Mahoney 1,  
K Smith 1

**Best Players:** K Smith, M Amon, A Brown,  
G Mahoney, M Cocks,  
L Robertson

2. YJFL 9-12-66 def SEJ 3-8-26

**Goal Kickers:** K Smith 4, N Clarke 2, D Berry 1,  
M Amon 1, T Zagontinos 1

**Best Players:** N Clarke, M Harding, O Atwell,  
A Arundel, K Smith, M Amon  
L. Schneider

3. YJFL 17-15-117 def NFL 0-0-0

**Goal Kickers:** M Amon 6, B Cruickshank 2,  
K Smith 2, T Zagontinos 2,  
D Berry 1, A Pane 1, M Fltton 1,  
R Traplin 1, D Wearne 1

**Best Players:** M Amon, T Zagontinos,  
B Cruickshank, K Smith,  
A Brown, D Wearne

## GRAND FINAL

YJFL 14-10-94 def SEJ 1-3-9

**Goal Kickers:** D Berry 4, K Smith 3, M Amon 2,  
N Clarke 2, S Rhodes 2,  
M Cocks 1

**Best Players:** M Fitton, D Berry, D Wearne,  
A Brown, K Smith, M Amon

## PETER JOHNSTONE MEDAL WINNER

Under 16 Girls

Katherine Smith

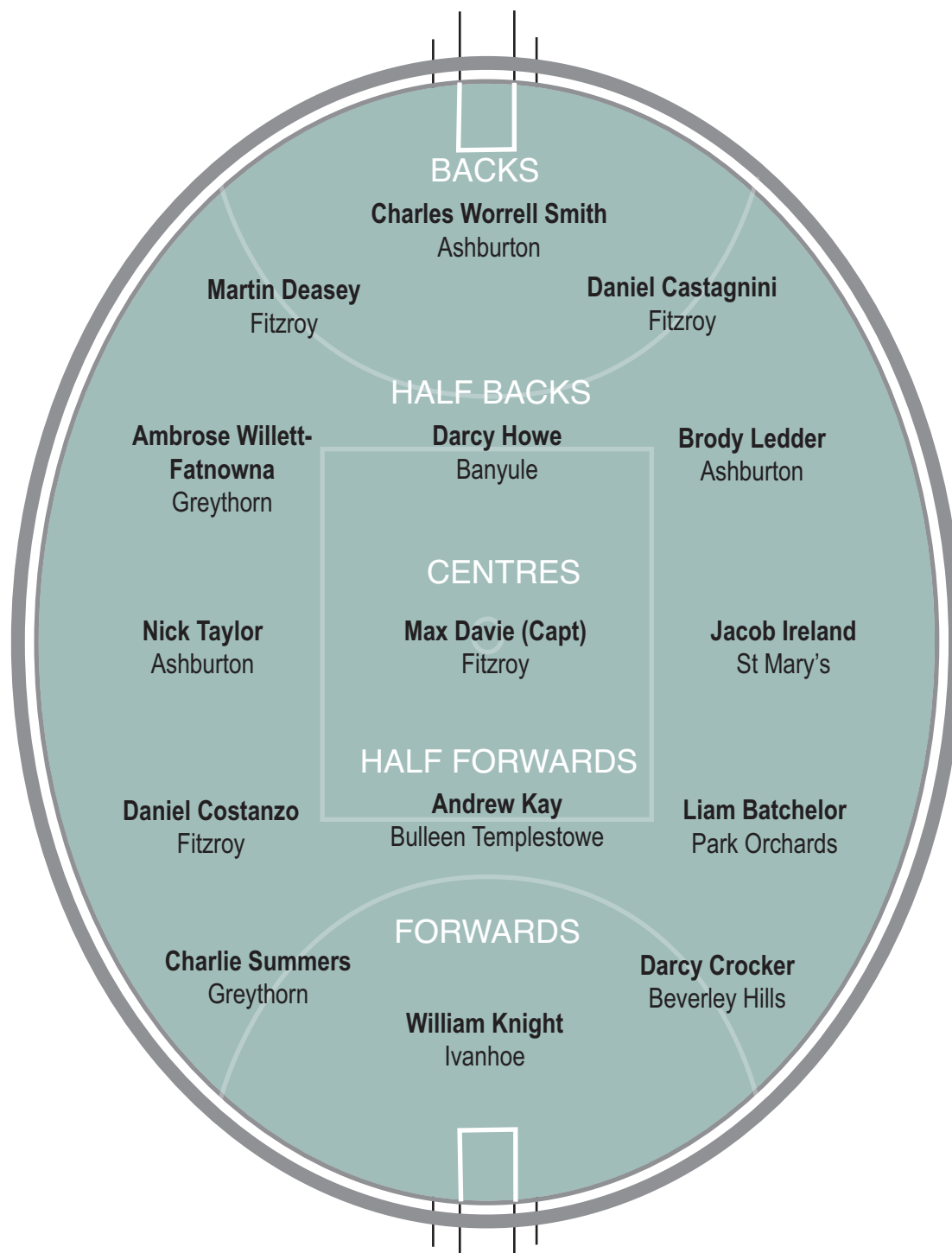


Under 16 Girls

150 GAME PLAYERS

Given Name	Surname	Club
Caleb	Hounihan	Richmond
Nick	Papamiliadiades	Richmond
Zac	Ratcliffe	Beverley Hills
James	Locke	Beverley Hills
Daniel	Di Roberto	Beverley Hills
Christopher	Paolucci	Bulleen Templestowe
Reid	Brandt	Macleod
Andrew	Tyrell	St Damians
Declan	Hauser	Surrey Park
Jayden	Wilding	Macleod
Marco	Liuzzi	Macleod
Sean	Smith	St Damians
James	Locke	Beverley Hills
Aaron	Ceravolo	Beverley Hills
Riley	Fyffe	Beverley Hills
Liam	Grattidge	Beverley Hills
Samuel	Hennessy	St Marys
Nicholas	Matthews	St Marys
Jesse	Shea	St Marys
Austin	Creak	Heidelberg
James	Appleby	Warrandyte
Julian	Maloni	St Damians
Robert	Reid	Doncaster
Dylan	Zabiegala	Bundoora



**Rucks**

**Alastair Clayton**  
Ivanhoe

**Reid Brandt**  
Macleod

**Lewis Pavlich**  
Fitzroy

**Interchange**

**Riley Williams**  
Banyule

**James Appleby**  
Warrandyte

**Sam Hennessey**  
St Mary's

**Luke Annett**  
Beverley Hills

**Matthew Silipo**  
Doncaster

**Michael Griecken**  
Ashburton

**Coach**

**Monty Stewart**  
Fitzroy

## PHOTO CONTRIBUTION FROM CLUBS





## PHOTO CONTRIBUTION FROM CLUBS



---

**YARRA JUNIOR FOOTBALL LEAGUE**  
**A.B.N. 99 078 869 953**

**FINANCIAL REPORT  
FOR THE YEAR ENDED  
31 OCTOBER 2013**

**Liability limited by a scheme approved under Professional Standards Legislation**

**CONTENTS**

Committee's Report	34
Income Statement	35
Balance Sheet	36
Notes to the Financial Statements	37-39
Statement by Members of the Committee	40
Auditors' Report	41-42
Certificate by Members of the Committee	43

---

**YARRA JUNIOR FOOTBALL LEAGUE**  
**A.B.N. 99 078 869 953**

**COMMITTEE'S REPORT**

Your committee members submit the financial report of the Yarra Junior Football League for the financial year ended 31 October 2013.

**Committee Members**

The names of committee members throughout the year and at the date of this report are:

P. Haddad  
M. Moran  
P. Smyth  
P. Graham  
I. Gray  
D. Miller  
M. Webb (resigned 28<sup>th</sup> September 2013)

**Principal Activities**

The principal activities of the association during the financial year were:

to encourage, promote, control, arrange and develop the playing of Australian Rules Football.


**Significant Changes**

No significant change in the nature of these activities occurred during the year.

**Operating Result**

The profit for the year amounted to \$7,196 (2012 \$11,859).

Signed in accordance with a resolution of the Members of the Committee.

Committee Member:   
P. Haddad

Committee Member:   
P. Graham

Dated this day of 21st November, 2013.



**YARRA JUNIOR FOOTBALL LEAGUE**  
**A.B.N. 99 078 869 953**

**INCOME STATEMENT**  
**FOR THE YEAR ENDED 31 OCTOBER 2013**

	Note	2012 \$	2013 \$
<b>INCOME</b>			
Team Entries		274,304	297,600
Umpires Fees		197,033	212,004
Sponsorship - AFL		53,000	56,978
Insurance Contributions		44,500	46,511
Apparel		45,426	54,307
<b>Other Income</b>			
Other Income		18,697	13,632
Sponsorship Rebates		9,911	21,183
		642,871	702,215
<b>EXPENDITURE</b>			
Administration Costs		37,476	47,104
<b>Operations</b>			
Insurances		44,500	47,361
Events & Equipment		124,414	124,312
Support Activities		38,218	38,483
		244,608	257,260
Umpires		256,641	284,748
Employment Expenses		120,851	121,142
Occupancy Costs		8,912	31,869
		631,012	695,019
Profit before income tax		11,859	7196
<b>Profit for the year</b>		11,859	7196
Retained earnings at the beginning of the financial year		377,033	388,892
<b>Retained earnings at the end of the financial year</b>		388,892	396,088

**YARRA JUNIOR FOOTBALL LEAGUE**  
**A.B.N. 99 078 869 953**

**BALANCE SHEET**  
**AS AT 31 OCTOBER 2013**

	Note	2012 \$	2013 \$
<b>ASSETS</b>			
<b>CURRENT ASSETS</b>			
Cash and cash equivalents		93,784	109,277
Trade and other receivables	2	9,047	3,286
Inventories	3	12,922	18,556
<b>TOTAL CURRENT ASSETS</b>		<u>115,753</u>	<u>131,119</u>
<b>NON-CURRENT ASSETS</b>			
Property, plant and equipment	4	280,400	271,994
<b>TOTAL NON-CURRENT ASSETS</b>		<u>280,400</u>	<u>271,994</u>
<b>TOTAL ASSETS</b>		<u>396,153</u>	<u>403,113</u>
<b>LIABILITIES</b>			
<b>CURRENT LIABILITIES</b>			
Trade Creditors		1,254	2,365
Funds Held in Trust		2,655	1,750
Input Tax Credits		1,970	2,442
Amounts Withheld		1,382	468
<b>TOTAL CURRENT LIABILITIES</b>		<u>7,261</u>	<u>7,025</u>
<b>TOTAL LIABILITIES</b>		<u>7,261</u>	<u>7,025</u>
<b>NET ASSETS</b>		<u>388,892</u>	<u>396,088</u>
<b>MEMBERS' FUNDS</b>			
Retained earnings	5	388,892	396,088
<b>TOTAL MEMBERS' FUNDS</b>		<u>388,892</u>	<u>396,088</u>

---

**YARRA JUNIOR FOOTBALL LEAGUE**  
**A.B.N. 99 078 869 953**

**NOTES TO THE FINANCIAL STATEMENTS**  
**FOR THE YEAR ENDED 31 OCTOBER 2013**

---

**1 Statement of Significant Accounting Policies**

This financial report is a special purpose financial report prepared in order to satisfy the financial reporting requirements of the Associations Incorporation Act . The committee has determined that the association is not a reporting entity.

The financial report has been prepared on an accruals basis and is based on historic costs and does not take into account changing money values or, except where specifically stated, current valuations of non-current assets.

The following significant accounting policies, which are consistent with the previous period unless otherwise stated, have been adopted in the preparation of this financial report.

**Income Tax**

The Yarra Junior Football League is a non-profit association and, as a Community Service Organisation, is exempt from income tax.



---

**YARRA JUNIOR FOOTBALL LEAGUE**  
**A.B.N. 99 078 869 953**

**NOTES TO THE FINANCIAL STATEMENTS**  
**FOR THE YEAR ENDED 31 OCTOBER 2013**

---

**Property, Plant and Equipment (PPE)**

Leasehold improvements and property and equipment are carried at cost less the relevant depreciation. Leasehold improvements have not been amortised.

The depreciable amount of all PPE is depreciated over the useful lives of the assets to the association commencing from the time the asset is held ready for use.

**Cash and Cash Equivalents**

Cash and cash equivalents include cash on hand, deposits held at-call with banks, other short-term highly liquid investments with original maturities of three months or less, and bank overdrafts. Bank overdrafts are shown within borrowings in current liabilities on the balance sheet.

**Revenue and Other Income**

Revenue is measured at the fair value of the consideration received or receivable after taking into account any trade discounts and volume rebates allowed. Any consideration deferred is treated as the provision of finance and is discounted at a rate of interest that is generally accepted in the market for similar arrangements. The difference between the amount initially recognised and the amount ultimately received is interest revenue.

Interest revenue is recognised using the effective interest rate method, which for floating rate financial assets is the rate inherent in the instrument.

Revenue recognition relating to the provision of services is determined with reference to the stage of completion of the transaction at the end of the reporting period and where outcome of the contract can be estimated reliably. Stage of completion is determined with reference to the services performed to date as a percentage of total anticipated services to be performed. Where the outcome cannot be estimated reliably, revenue is recognised only to the extent that related expenditure is recoverable.

All revenue is stated net of the amount of goods and services tax (GST).

**Goods and Services Tax (GST)**

Revenues, expenses and assets are recognised net of the amount of GST, except where the amount of GST incurred is not recoverable from the Australian Tax Office. In these circumstances the GST is recognised as part of the cost of acquisition of the asset or as part of an item of the expense. Receivables and payables in the balance sheet are shown inclusive of GST.

**YARRA JUNIOR FOOTBALL LEAGUE**  
**A.B.N. 99 078 869 953**

**NOTES TO THE FINANCIAL STATEMENTS**  
**FOR THE YEAR ENDED 31 OCTOBER 2013**

	2012 \$	2013 \$
<b>2 Trade and Other Receivables</b>		
<b>Current</b>		
Trade Debtors	9,047	3,286
	<u>9,047</u>	<u>3,286</u>
The association does not hold any financial assets whose terms have been renegotiated, but which would otherwise be past due or impaired.		
<b>3 Inventories</b>		
<b>Current</b>		
Stock on Hand	12,922	18,556
	<u>12,922</u>	<u>18,556</u>
<b>4 Property, Plant and Equipment</b>		
<b>Leasehold Improvements</b>		
Lights	25,000	25,000
Coaches Box	3,140	3,140
Control Room	13,217	13,217
Pavilion	200,000	200,000
	<u>241,357</u>	<u>241,357</u>
<b>Total Leasehold Improvements</b>	241,357	241,357
Scoreboard	25,084	25,084
Equipment -PA	5,069	5,069
Office Furniture & Equipment	7,641	9,142
Furniture & Fittings	21,766	26,749
<b>Total Plant and Equipment</b>	59,560	66,044
<b>Less Accumulated Depreciation</b>	(20,517)	(35,407)
<b>Total Plant and Equipment</b>	39,043	30,637
<b>Total Non-Current Assets</b>	280,400	271,994
	<u>280,400</u>	<u>271,994</u>
<b>5 Retained Earnings</b>		
Retained earnings at the beginning of the financial year	377,033	388,892
Net profit attributable to the association	11,859	7,196
Retained earnings at the end of the financial year	388,892	396,088
	<u>388,892</u>	<u>396,088</u>

---

**YARRA JUNIOR FOOTBALL LEAGUE**  
**A.B.N. 99 078 869 953**

**STATEMENT BY MEMBERS OF THE COMMITTEE**

The committee has determined that the association is not a reporting entity and that this special purpose financial report should be prepared in accordance with the accounting policies outlined in Note 1 to the financial statements.

In the opinion of the committee the financial statements as set out on pages 1 to 7:

1. Presents a true and fair view of the financial position of Yarra Junior Football League as at 31 October 2013 and its performance for the year ended on that date.
2. At the date of this statement, there are reasonable grounds to believe that Yarra Junior Football League will be able to pay its debts as and when they fall due.

This statement is made in accordance with a resolution of the Committee and is signed for and on behalf of the Committee by:

**President:**

  
Mr P. Haddad

**Treasurer:**

  
Mr. P. Graham

**Dated this day of 21st November, 2013.**



---

**INDEPENDENT AUDITOR'S REPORT  
TO THE MEMBERS OF YARRA JUNIOR FOOTBALL LEAGUE  
A.B.N. 99 078 869 953**

**Report on the Financial Report**

We have audited the accompanying financial report, being a special purpose financial report of Yarra Junior Football League (the association), which comprises the balance sheet as at 31 October 2013, and the income statement, a summary of significant accounting policies, other explanatory notes and the statement by members of the committee.

**Committee's Responsibility for the Financial Report**

The committee of the association is responsible for the preparation and fair presentation of the financial report and have determined that the accounting policies described in Note 1 to the financial statements, which form part of the financial report, are consistent with the financial reporting requirements of the Associations Incorporation Act and are appropriate to meet the needs of the members. The committee's responsibility also includes designing, implementing and maintaining internal control relevant to the preparation and fair presentation of the financial report that is free from material misstatement, whether due to fraud or error; selecting and applying appropriate accounting policies; and making accounting estimates that are reasonable in the circumstances.

**Auditors' Responsibility**

Our responsibility is to express an opinion on the financial report based on our audit. No opinion is expressed as to whether the accounting policies used, as described in Note 1, are appropriate to meet the needs of the members. We conducted our audit in accordance with Australian Auditing Standards. These Auditing Standards require that we comply with relevant ethical requirements relating to audit engagements and plan and perform the audit to obtain reasonable assurance whether the financial report is free from material misstatement.

An audit involves performing procedures to obtain audit evidence about the amounts and disclosures in the financial report. The procedures selected depend on the auditors' judgment, including the assessment of the risks of material misstatement of the financial report, whether due to fraud or error. In making those risk assessments, the auditors consider internal control relevant to the entity's preparation and fair presentation of the financial report in order to design audit procedures that are appropriate in the circumstances, but not for the purpose of expressing an opinion on the effectiveness of the entity's internal control. An audit also includes evaluating the appropriateness of accounting policies used and the reasonableness of accounting estimates made by the committee, as well as evaluating the overall presentation of the financial report.

The financial report has been prepared for distribution to members for the purpose of fulfilling the committee's financial reporting obligations under the Associations Incorporation Act. We disclaim any assumption of responsibility for any reliance on this report or on the financial report to which it relates to any person other than the members, or for any purpose other than that for which it was prepared.

We believe that the audit evidence we have obtained is sufficient and appropriate to provide a basis for our audit opinion.

**Independence**

In conducting our audit, we have complied with the independence requirements of Australian professional ethical pronouncements.

---

**INDEPENDENT AUDITOR'S REPORT  
TO THE MEMBERS OF YARRA JUNIOR FOOTBALL LEAGUE  
A.B.N. 99 078 869 953**

**Emphasis of Matter**


Without qualifying our opinion, we draw attention to the fact that included in the assets of the Association are leasehold improvements at a cost amounting to \$241,357. No amortization has been charged in respect of these improvements.

**Auditors' Opinion**

In our opinion, the financial report of Yarra Junior Football League presents fairly, in all material respects the financial position of Yarra Junior Football League as of 31 October 2013 and of its financial performance for the year then ended in accordance with the accounting policies described in Note 1 to the financial statements, and the Associations Incorporation Act .

**Name of Firm:** CWS Sincock & Co.  
Chartered Accountants

**Name of Partner:**

  
\_\_\_\_\_  
Mr R. Sincock

**Address:** Level 4, 112 Wellington Parade, East Melbourne, Victoria, 3002

**Dated this day of 21st November, 2013.**

---

**YARRA JUNIOR FOOTBALL LEAGUE**  
**A.B.N. 99 078 869 953**

**CERTIFICATE BY MEMBERS OF THE COMMITTEE**

I, Mr P. Haddad of certify that:

- (a) We are members of the committee of Yarra Junior Football League.
- (b) We attended the annual general meeting of the association held on.
- (c) We are authorised by the attached resolution of the committee to sign this certificate.
- (d) This annual statement was submitted to the members of the association at its annual general meeting.

**Committee Member:**   
Mr P. Haddad

**Committee Member:**   
Mr P. Graham

**Dated this day of 21st November, 2013.**



## PHOTO CONTRIBUTION FROM CLUBS

