




**SOUTH  
METRO  
JUNIOR**  
FOOTBALL LEAGUE



# ANNUAL REPORT 2014





## Table of Contents

Key Pillars of 2012 – 2015 Strategic Plan.....	1
People of the SMJFL .....	3
Chairman’s Report .....	5
General Manager’s Report .....	7
Football Operations Manager’s Report.....	10
Director of Umpiring Report .....	14
Interleague .....	18
SMJFL NAB Lightning Carnival Teams .....	20
Premiers, Best on Ground and Best & Fairest .....	23
Ladders .....	24
Player Recognition Awards .....	29
Financial Report .....	33
Partners .....	48

## Key Pillars of 2012 – 2015 Strategic Plan

### OUR VISION

To be the premier independent Australian Rules Junior Football League in Australia.

### OUR MISSION

To provide a safe, friendly, supportive and competitive environment which develops, promotes and encourages participation in Australian Rules Football with a strong governance structure for the betterment of all.

### OUR VALUES

The SMJFL believes in:

- **Independence** – to remain an independent, strong and viable organisation.
- **Accountability** - the highest level of accountability for all participants and stakeholders.
- **Respect and Tolerance** - to promote respect and tolerance at all levels of our organisation.
- **Fun** - to foster a community based environment that is family friendly and fun.
- **Inclusiveness** - for all regardless of gender, cultural background or ability.
- **Communication** - which is honest, open and two-way.
- **Quality** – a commitment to continual improvement and best practise as an organisation.



### OUR OBJECTIVES

1. **Financial** - To be financially independent and sustainable & keep junior football affordable to all participants.
2. **Governance** - Ensure the ongoing professional structure and growth of the SMJFL.
3. **Football** - Build quality football competitions, pathways and environments that are safe and fun and which promote health and inclusiveness for all.
4. **Stakeholder Engagement** – Create meaningful and mutually beneficial partnerships and dialogue opportunities.

## Umpiring Department

<b>Head Coach</b>	Jonathan Auditore	<b>Assistant Coach</b>	Asha Hinton
<b>Coach – Elsternwick Academy</b>	Jason Evans	<b>Assistant Coach</b>	Tom Nash
<b>Coach – E Malvern Academy</b>	Cai Davies	<b>Assistant Coach</b>	David Anselmi
<b>Coach</b>	Sam Bridges	<b>Registration Coordinator</b>	Thomas Grundy
<b>Coach</b>	Lawrence Hinrichs	<b>Accreditation Coordinator</b>	Lawrence Hinrichs
<b>Coach</b>	Mark Rogers	<b>Appointment Coordinator</b>	Lawrence Hinrichs
<b>Assistant Coach</b>	John Bailes	<b>Payroll Coordinator</b>	Mick Bridges
<b>Assistant Coach</b>	Wayne Hinton	<b>Mentors Coordinator</b>	Phil Scott
<b>Assistant Coach</b>	Ben Nicholson		

## Member Clubs

<b>Ajax</b>	Dingley	<b>Mount Waverley Falcons</b>	South Melbourne Districts
<b>Ashwood</b>	East Brighton Vampires	<b>Murrumbeena</b>	St Bedes/Mentone Tigers
<b>Beaumaris</b>	East Malvern	<b>Northvale</b>	St Kilda City
<b>Bentleigh</b>	East Sandringham	<b>Oakleigh Dragons</b>	St Paul's McKinnon
<b>Brighton Beach</b>	Hampton Rovers	<b>Ormond</b>	St Peters
<b>Caulfield Bears</b>	Highbury	<b>Port Melbourne Colts</b>	Waverley Park Hawks
<b>Cheltenham</b>	Mordialloc-Braeside	<b>Prahran</b>	

## Life Members

<b>David Andrews</b>	Colleen Inglis	<b>Carl Russo</b>
<b>Geoff Bayliss</b>	Steve Kilpatrick	<b>Bruce Stegelman</b>
<b>Jack Chrapot</b>	David Landau	<b>Pauline Stegelman</b>
<b>Peter Henwood</b>	Len Manzie	<b>Doug Williams</b>

## Tribunal Members

<b>Andrew Lefebvre (Chairperson)</b>	Gary Oram	<b>Neil Daly</b>
<b>Andrew McKenna</b>	Jim Browne	<b>Robert Heath (Chairperson)</b>
<b>Bill Turner</b>	John Bacon	<b>Sam Hatzi (Chairperson)</b>
<b>Damien Sheales (Chairperson)</b>	Kieran Hickie	<b>Sharon Daly</b>
<b>David Meeve</b>	Matt Fisher (Chairperson)	<b>Wayne Henwood (Chairperson)</b>

## Appeals Board

<b>Andrew Clements</b>	Dermot Dann	<b>Martin Grinberg (Chairperson)</b>
------------------------	-------------	--------------------------------------

## Investigators

<b>Gary Oram</b>	Jim Browne	<b>Sam Hatzi</b>
------------------	------------	------------------

# People of the SMJFL

## Board of Directors

Chairman



Roger Teale

Vice-Chairman



Peter Ryan



Michael Osborne



John Barry



Paul O'Toole



Felicity Frederico



Rob Aivatoglou

## Board Meetings

The following table outlines the total meetings attended by board members in 2014.

Name	Total attended
Roger Teale	6
Peter Ryan	10
John Barry	9
Paul O'Toole	10
Felicity Frederico	8
Michael Osborne	8
Rob Aivatoglou	7

## Staff

General Manager



Jake McCauley

Football Operations  
Manager



Emily McIntyre

Director of Umpiring  
& Female Football  
Development



Olivia Crowe

### Part time staff

- Bruce Eckersall – Bookkeeper
- Nicholas Crook – Media Coordinator
- Thomas Grundy – Moorleigh Ground Manager

### Interns

- Jean-Luke Desmarais
- Stephanie Aiello
- Tamara Baude
- Olivia Clarke
- Lauren Naughton

### SEDA Work placements

- Tyra Collinson
- Nathan May
- Shai Wood
- Logan Webster
- Corey West

*Bernadette Vaux left the SMJFL as Director of Umpiring & Female Football Development in September 2014. Olivia Crowe took over the role in October 2014.*

*Callum Hart left the SMJFL as Marketing, Events and Sponsorship Coordinator in October 2014.*

## Chairman's Report

It is with great delight that I deliver my fourth annual report as Chairman of the South Metro Junior Football League. It is also with a heavy heart that it will be my final report as I will not be standing for re-election in 2015. It has been an absolute honour to lead this great organisation since 2011 and oversee the total restructure of our league to become the premier Independent Junior Australian Rules Football League in Australia.

The Board is committed to providing a safe, friendly, supportive and competitive environment which develops, promotes and encourages participation in Australian Rules footy with a strong corporate governance structure for the betterment of all our members. Over the past four seasons our league has continued to grow and prosper to become the largest junior football league in Victoria and the heartland of junior footy where more boys and girls play footy than anywhere else in the country.

In 2014 we had 27 clubs and over 9,100 registered players, compete in 2,850 matches of football, in 51 competitions from U8 to U17's, across six municipalities. This was supported by 400 league umpires, 380 club volunteer umpires, over 4,000 club coaches, team volunteers and club officials and a fan base over 60,000 that includes parents, grandparents and other family members, friends and supporters. These stakeholders delivered over 4.0 million web hits ranking us as the number 1 junior sporting websites in Australia for two years in a row.

There have been a number of highlights this year including the continued growth of the SMJFL Girls competition and the appointment of a full time Director of Umpire and Female Football Development, the ongoing work of the Player Retention Working Party and the

appointment of the Match Day Behaviour Working Party. We conducted our first Local Government Forum with our six local councils and followed up with our second Players Forum and Players' Survey.

I am also very pleased to report that we were the first football league in Australia to have all our clubs achieve Bronze AFL Quality Club accreditation, which is great milestone and reflection of the high level of corporate governance and administration that our member clubs have adhered to.

Another highlight was the \$8 million state funding for the redevelopment of the Moorabbin Oval Community Pavilion project. Along with other significant funding contributions from AFL, AFL Victoria, St.Kilda FC, Southern Football League, Kingston City Council and ourselves, the project will now proceed into design and construction over the next two years, ready for the 2017 season. It will be the new home for SMJFL administration and will become one of Australia's leading community football hubs. I would like to thank Elizabeth Miller, Member for Kingston and Hon. Michael O'Brien Treasurer and Member for Malvern for their support of community footy in our region.

I would like to acknowledge the hard work of our General Manager, Jake McCauley and Football Operations Manager, Emily McIntyre. The success of the season can be attributed to their hard work and dedication. They have both represented the league and our clubs with a high level of integrity and transparency. I would also like to thank Bernadette Vaux, Director of Umpiring and Female Football Development who resigned at the end of the season, for all her hard work. Bernie has made a significant contribution to SMJFL over the past



three years and leaves a great legacy for others to follow.

On behalf of the SMJFL Board I would also like to acknowledge the on-going close working relationship we share with the AFL, AFL Victoria and thank Grant Williams (General Manager), Mick Daniher (Metropolitan Football Manager) and Ricky Bell (Infrastructure Planning Manager) and other staff for their support this year. Also to Ryan O'Connor at Sandringham Dragons, St. Kilda FC, Collingwood FC, Melbourne FC, VAFA, SFL, our corporate partners and our Interleague coaches, officials, volunteers, supporters and players for another successful season.

I would like to thank my fellow Board members for their tireless work this season. The role of the Board can be a thankless one and I appreciate their enthusiasm, passion and their governance and independence in executing their duties. To Vice Chairman Peter Ryan, thank you for your continued counsel throughout another very busy year and to the other members Cr. Felicity Frederico, Paul O'Toole, Rob Aivatoglou, Michael Osborne and

John Barry for their support. In particular, John Barry who will be retiring at the AGM and I thank him for his significant contribution to the SMJFL over the past four seasons. John was instrumental in the formation of the new league in 2011 and has been an active member of the Football Development, Corporate Governance and Finance and Audit Committees and I wish him well in the future.

I also thank all our clubs, officials, players, umpires, club volunteers and supporters, and our Patrons Tim Watson and Kara Donnellan for their passion and commitment to junior football. I would also like to acknowledge the great work of the retiring Club Presidents this year.

Finally to all our players and umpires, Congratulations on making the SMJFL the Premier Independent Australian Rules Junior Football League in Australia and the heartland of junior footy in Victoria.

Best Wishes for the Future

**Roger Teale**

**Chairman**





## General Manager's Report

It's with great pleasure that I present my third report as General Manager of the South Metro Junior Football League.

The 2014 Season was a tremendously busy season, with the implementation of the AFL Junior Match Policy and Club Volunteer Umpires, a restructure of the Under 11 – Under 13 & Under 17 finals formats and a focus on improving match day behaviour within the league.

### AFL Junior Match Policy

In the 2014 pre-season, the SMJFL adopting the AFL's Junior Match Policy guidelines. While this was a huge piece of work for both the league and the member Clubs, the results proved to be a huge success. The league has been overwhelmed by the positive feedback by Clubs, parents, players and team officials, for the implementation of club volunteer umpires, zones, modified tackle and modified ground sizes. I'd like to thank the Clubs for their efforts in rolling out the new rules for season 2014. I'd also like to thank Josh Vanderloo (AFL) and Mick Daniher (AFL Victoria) for their support in assisting the league with the implementation of the Junior Match Policy in 2014.

### SMJFL Partners Program

The SMJFL Partners Program continued to grow in 2014, with total net revenue of \$204,065. Spread over the league's 391 teams, the Partners Program provides a discount of \$521 per team. For many Clubs, this means that the Partners Program is the major sponsor for the Club.

This has been brought about by an 84% increase in sponsorship. While a significant increase in partners program merchandise was also recorded. This was due largely to the fact that all Clubs were required to have correct SMJFL branded on-field playing apparel and team official bibs. It's anticipated that in 2015, the

merchandise net profit will return to 2013 and 2012 levels of approximately \$30,000.

I'd like to thank all of the Member Clubs for their ongoing support of the Partners Program.

### Corporate Partners

The success of the SMJFL could not be achieved without the ongoing support of SMJFL corporate partners and suppliers. Thank you to all partners and suppliers for their ongoing support of the SMJFL. All of our partners are listed later in this Annual Report.

### Community & Social Engagement

In 2014, the SMJFL partnered with the Robert Connors Dawes Fund (RCD Fund) for the first time. The purpose of the partnership was to assist the RCD Fund in raising awareness for brain cancer and to donate fundraising monies to the organization to support brain matters in research, care and development.

The SMJFL promoted the partnership via the SMJFL website, e-newsletter, Facebook & football records. As well as activations at the Under 8-10 Lightning Carnivals. As a branding exercise, the SMJFL asked all participating players in the Lightning Carnivals to wear grey tape around their arm (long-sleeve jumpers) or around the collar of their football jumpers (short-sleeve jumpers). While for fundraising, all players were asked to make a gold coin donation.

In total the league raised \$4,065.85 for the RCD Fund and this was presented to Liz Dawes (RCD Fund – Executive Director) at the SMJFL Presentation Night in September. The league looks forward to building on the partnership in 2015.

## Player Retention Working Party (PRWP)

The PRWP continued its work in 2014 and implemented a number of key initiatives, which were:

1. Under 14-Under 17 Player Survey
2. Under 16 Coaches meeting
3. Set time for all Under 17 matches
4. Player recognition initiatives for players that have played 7 & 10 years within the SMJFL / MSJFL
5. Creation of a Team Managers Handbook
6. Presidents Dinner
7. Finals Top 5 system used for the Under 17 competition

The Player Survey finished with 417 responses, which saw an increase from 388 responses in 2013. This survey continues to provide the league with vital feedback from the players on the direction of the league. A number of key findings have been taken from the survey results and will be used in the league's 2015 season planning.

Other key initiatives included such as the coaches meeting, player recognition awards, Team Managers Handbook and presidents' dinner, of which, were highly lauded by Clubs.

Thank you to PRWP Chairman, Lewis Bearman, for his work throughout this year in implementing and reviewing the success of these initiatives. The PRWP is currently finalising its recommendations to the board for the 2015 season.

## Quality Club Program

This year the SMJFL became the first league in Australia to have all member clubs accredited in the AFL Swisse Quality Club Program. I'd like to thank all Clubs for their ongoing work in obtaining, as a minimum, Bronze accreditation. We look forward to seeing a large number of Clubs upgrade their accreditation to Silver in 2015. Congratulations again to St Peters FC for

being one of only four Victorian Clubs to currently have Gold accreditation.

## Quality League Management Program

This year the SMJFL received a perfect score (100%) in the Quality League Management Program. This AFL Victoria initiative is an annual assessment that governance and administration of all leagues in Melbourne. This score is slightly higher than the 2013 result of 99%.

## Competition

The SMJFL would like to congratulate all premiers for 2014, and wish all teams the best of luck for season 2015.

## Media

In 2014 the SMJFL launched its online SMJFL TV portal ([www.smjfl.tv](http://www.smjfl.tv)). This online portal has provided a quick and efficient way for clubs, players or parents to purchase Grand Finals or Lightning Carnivals matches from 2014 and previous years.

In February 2014, the AFL's annual traffic report published that the SMJFL had again received the most website hits of any junior football league in the country (and 13<sup>th</sup> overall of all football websites). In 2013 the SMJFL website received 3,298,989 hits, which saw an increase of 25.39% from 2012. It is anticipated that the 2014 result, which will be published in February 2015, will show the SMJFL website nearing 4 million annual website hits per year. It's vitally important that clubs, players, parents and supporters continue to frequent the SMJFL website, as the league receives a small advertising rebate from Fox Sports Pulse on an annual basis.

The SMJFL continued a weekly E-Newsletter that has become an important communication tool for SMJFL and the SMJFL corporate partners. The SMJFL will continue to develop this for season 2015.

## Staff & Board

I would like to thank Emily McIntyre for another strong year of work as Football Operations Manager. In a short period of time Emily has established herself as one of the leading Football Operations Managers in metropolitan Melbourne. Emily is responsible for fixturing, grading and managing 391 teams, 51 competitions and 2,850 matches a season. It's a huge role that she continues to do with aplomb.

In September 2014, Bernadette Vaux moved on from the SMJFL. Bernadette worked tirelessly over the past 2 years as Director of Umpiring in 2013 and then Director of Umpiring & Female Football Development in 2014. Bernadette re-structured the SMJFL Umpiring Department into what is now considered by the AFL as the best junior umpiring department in Australia. Furthermore, she was responsible for the successful implementation of the club volunteer umpires and also built a number of girls' football resources that will allow Clubs and the SMJFL to continue to increase the amount of junior girls playing football in this region. Her work will have an impact on the league for many years to come.

In April 2014, Bruce Eckersall became the SMJFL bookkeeper. In a short period of time Bruce has proven to be an invaluable asset to the league and we look forward to working with him for many years to come.

In October we welcomed Olivia Crowe to the position of Director of Umpiring & Female Football Development. We look forward to her contribution to two critical areas of the SMJFL; umpiring & female football.

Finally, I'd like to thank Callum Hart (Marketing, Events & Sponsorship Coordinator), Nicholas Crook (Media Coordinator {part-time}) and

Thomas Grundy (Moorleigh Ground Manager {part-time}) for their contributions and efforts this year.

The league is blessed to have such committed and talented staff and I thank them all for their contributions in 2014.

## Club Committee Members

On behalf of the league I'd like to thank all club committee members for their tireless work in season 2014. The success of the league cannot be achieved without your ongoing efforts. The league is continually looking at ways to cut down on the administration of Clubs and looks forward to working with the clubs in 2015 to achieve this.

## Club Volunteers

The league couldn't operate without the dedication and input of thousands of volunteers every year and so I would like to thank and pay tribute to the people that assist the SMJFL in providing opportunities for over 9,000 players to play every weekend. Volunteers are the lifeblood of community sport so thank you for your commitment to the SMJFL and the great game of Australian Rules Football.

## Summary

The 2014 season was a successful year however not without its challenges. I'd like to thank the Clubs for their support of the league in working through some of those challenges, as well as their efforts in adopting a number of key changes to the competition. The SMJFL looks forward to continuing to working with the Clubs to ensure that the SMJFL becomes the premier independent junior football league in Australia.

**Jake McCauley**

**General Manager**



## Football Operations Manager's Report

The 2014 season has again been an extremely busy one for all involved in the SMJFL. I would like to take this opportunity to thank all the club officials and volunteers who put in countless hours to ensure over that over 9000 players can play football in the South Metro Junior Football League each week.

### Girls Football

South Metro Girls Football continues to grow with a total of 14 clubs and 23 teams in 2014 (up from 22 in 2013).

In addition to the 23 SMJFL teams that participated in under 11, under 13 and under 16 age groups, we were also pleased to include an additional two teams (taking the total to 25) from the Eastern Football League (Ferntree Gully and Bayswater) who competed in the two division under 13 competition.

Melbourne Football Club continued as the community partner of Girls Football this year and I'd like to thank Debbie Lee and the team for their ongoing efforts in supporting the SMJFL to grow junior girls' football within our region.

### U13 Interleague

The U13 program started in March with over 100 players trying out for a position in one of two teams who would be picked to compete at the annual Carnival.

This year the SMJFL and Yarra Junior Football League were joined by South East Juniors who, not only competed in the carnival for the first time but also did a fantastic job hosting the day at Narra North Reserve over the Queen's Birthday long weekend.

Whilst disappointed to lose our fantastic Coordinator and Head Coach, Tim Marshall, at the end of the 2013 season, the SMJFL was lucky to find excellent replacements with Stephen Zayler taking over as Coordinator and Ron Verma stepping up as Head Coach. Both Steve and Ron were ably supported by Luke Verma and Brad Berry and the many parent volunteers who assisted throughout the carnival. A big thank you to all involved.

### U14 & U15 Interleague

The league continued its relationship with the Sandringham Dragons with the Interleague partnership of the Under 14 & 15 programs. The U14 & U15 teams participated in the AFL Victoria Metropolitan Junior Championships, which hosts all metropolitan leagues in Melbourne. Another successful campaign saw three of the four teams – under 14 div 1 & 2 and under 15 div 1 – make the grand final but ultimately go down to very strong teams from the Eastern Football League.

Thanks to Ryan O'Connor (Sandringham Dragons) and all of the interleague coaches, assistant coaches and team officials for their work as part of the 2014 program.

### Lightning Carnivals

A huge thanks to Port Melbourne, Bentleigh and Highett for hosting over 130 under 8, under 9 and under 10 mixed teams across two sensational weekends of Lightning Carnivals. Six under 11 girls teams participated in the carnival held at Moorleigh Reserve on what was a much nicer day than the girls were confronted with last year. Congratulations to all the teams for their efforts during the season.

### Finals Series

An extra round of home and away matches in the home and away season for the under 11 – under 13 age groups saw a change in the finals format as teams played in a knockout semi-final before progressing straight into grand finals the following week. The change was embraced by a number of teams who shocked some of their more fancied opponents by winning their way to a premiership from fourth position. The League put a call out for more clubs to put their hand up to host finals in 2014 and we

weren't disappointed. AJAX, Cheltenham, East Brighton Vampires, East Malvern, East Sandringham, Hampton Rovers, Highett, Mt Waverley, Northvale, Oakleigh, Prahran, South Melbourne and Waverley Park all put in an enormous amount of work to host over 80 semi and preliminary finals this year. The 33 grand finals were again hosted at Mentone Grammar, Clayton Reserve and Springvale Reserve as well as a new addition, the premier venue in our region, Trevor Barker Oval. Thanks to the previously mentioned member clubs as well as Old Mentonians, Sandringham Zebras, Clayton

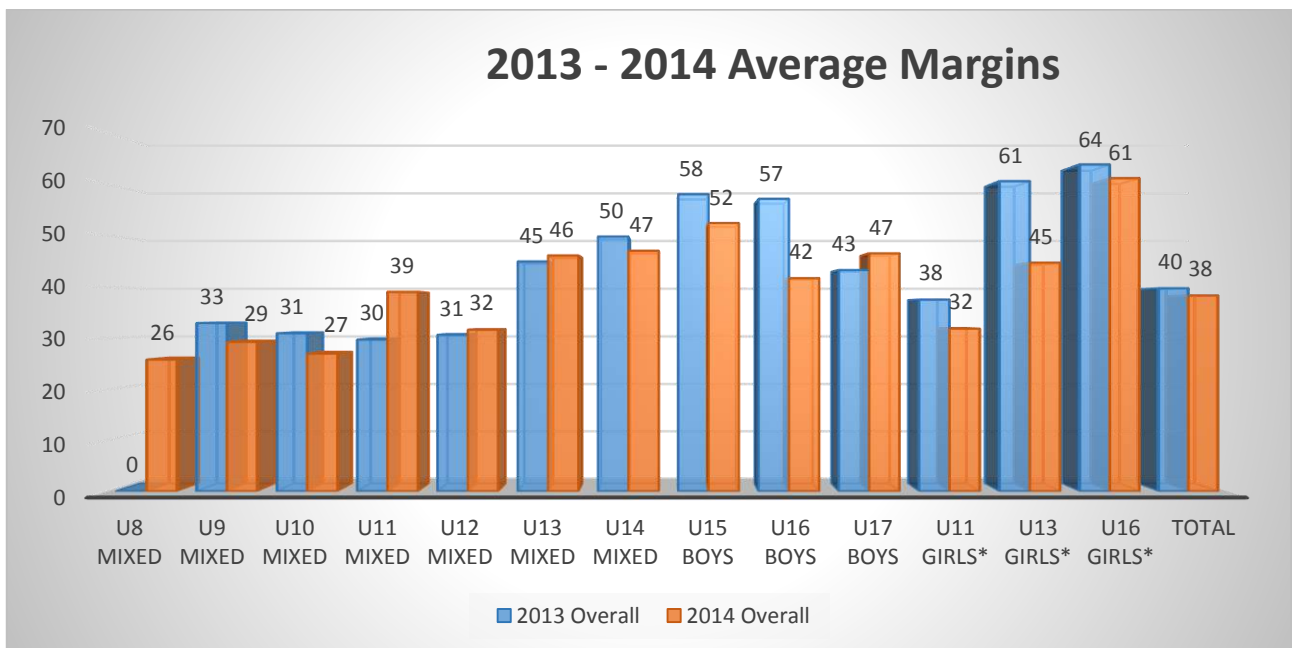
and Springvale for helping make the finals a great success.

### Coaching Awards

Coaches play an integral part in our game and the SMJFL is proud to have had two finalist in the Australian Football Coaches Association Coach of the Year Awards. Congratulations to Jo Adams (Hampton Rovers) and Michael Garner (East Brighton Vampires) who were finalists in the Youth Coach of the Year and Female Coach of the Year categories respectively.

### Grading

In previous years AFL Victoria has produced the Junior System Grading Paper that compares the different grading methods and margins across the different leagues. Although AFL Victoria is no longer producing this paper, the SMJFL has improved its overall margin in 2014 and, based on information provided by Yarra Junior Football League (last year's number one league), are pleased to confirm we have again improved and are now the equally best grading competition across Melbourne. This is a fantastic result and one that could not have been achieved without the ongoing support and honesty of all member clubs during the grading process each year. The league looks forward to working with the clubs to bring down the average winning margin in 2015.



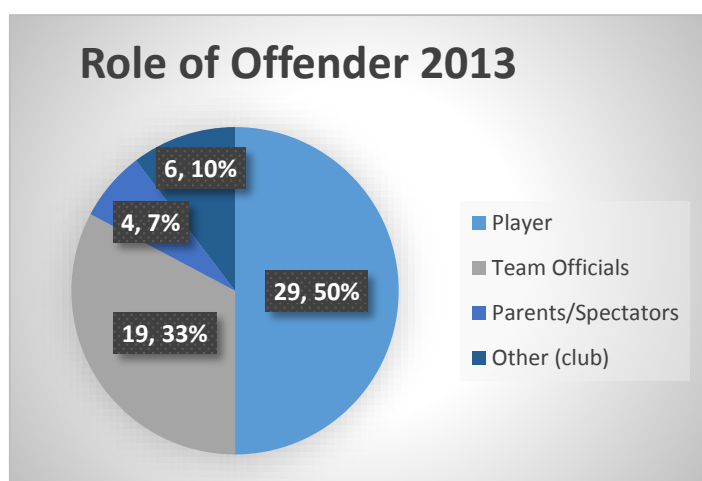
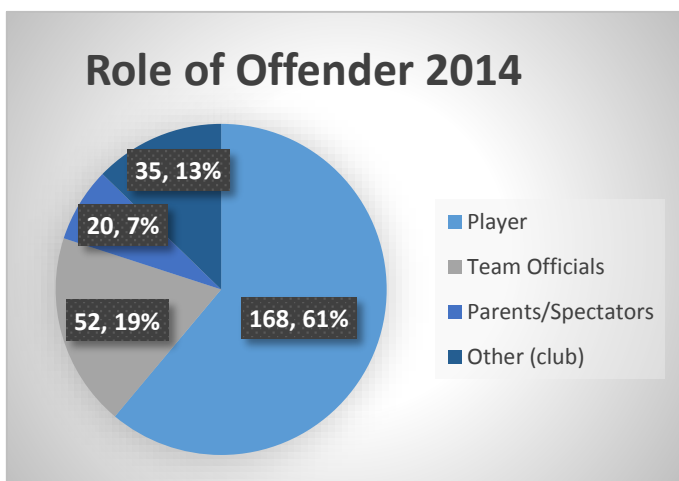
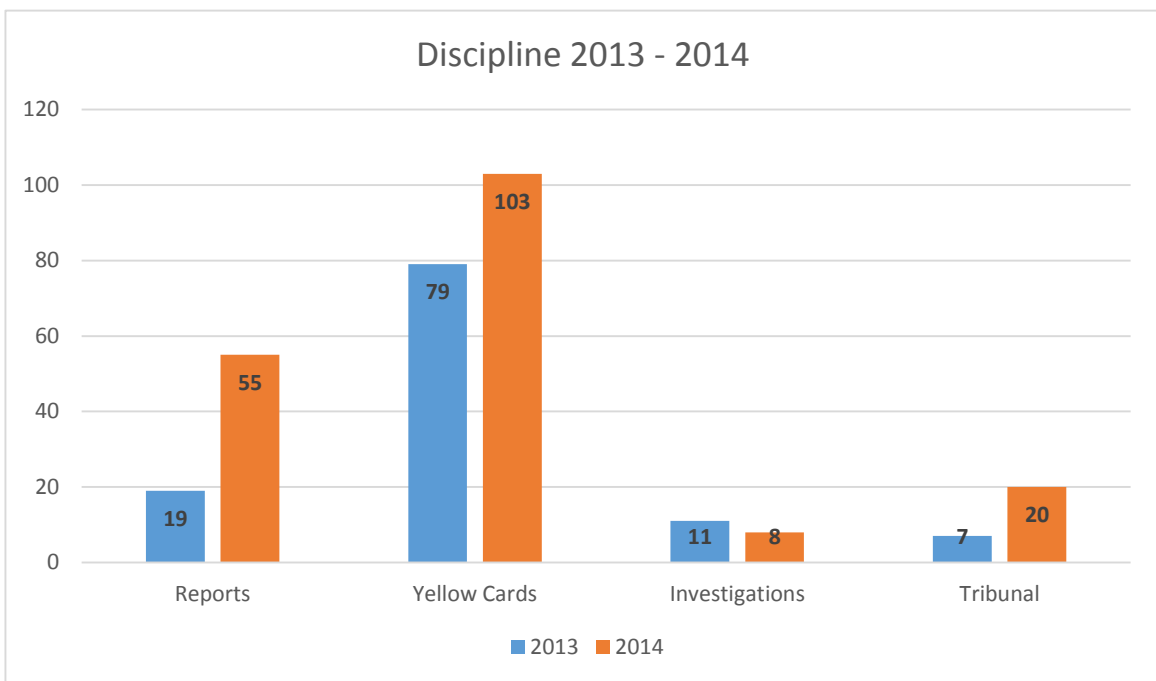
\*2013 age groups were U10, U12 & U15 Girls

## Discipline

In 2014 SMJFL umpires were given the power to report not only players but officials for the first time. Also for the first time, members of the SMJFL umpiring department and SMJFL staff members were given the power to report (players and officials).

Along with better record keeping, the above changes may have contributed to an increase in the numbers of 'issues' dealt with in 2014 compared to 2013.

The increase in Tribunals and Investigations meant a higher demand on the time of our Tribunal members and Investigators and I'd like to thank them for their dedication and expertise throughout the season, it is very much appreciated.





## Match Day Behaviour Working Party

In 2014, the league created a Match Day Behaviour Working Party (MDWBWP) to look into ways of improving the behaviour of players, officials and spectators on match days. The MDWBWP has met on numerous occasions throughout the season and have come up with a number of recommendations that continue to be worked on in readiness for the 2015 season.

A big thank you to all members of the MDWBWP for their time and effort throughout 2014, especially Chairman, Tim Coyne.

**Emily McIntyre**

**Football Operations Manager**



## Director of Umpiring Report

Building on the changes commenced in the 2013 season, the SMJFL Umpiring department continued to be transformed – still clear in its mind of the overriding objective of creating the best junior umpiring group in Australia, and always considering the enjoyment and development of the players that take the field each week.

### Umpiring Modified Rules

During the 2013 season, a review was conducted of the modified rules program, and the manner in which it is officiated. Recommendations were made (and subsequently adopted by the SMJFL Board) that, from 2014, all modified rules competitions were to be officiated by volunteer parent umpires.

Approximately 270 volunteer (adult) umpires were trained/accredited to perform this game day role, with an umpire from each team working together to officiate matches and provide ‘on the spot’ coaching to our youngest players, with the view of maximising their enjoyment of the game they were being introduced to, and developing their base skills – in order that these could be built on once they ‘graduated’ from modified rules into the more traditional form of the game.

This change, according to a survey of volunteer umpires, feedback from Clubs & spectators, and general observation, has been exceedingly successful in achieving its aims.

### Umpire Retention

One of the major indicators of the success of the 2013 Umpiring Department restructure was to be the number of umpires who close to return in 2014.

2014 saw 65% of the total number of registered umpires having umpired previously – which enabled the coaching team to commence development in 2014 at a higher base level than had previously been required – resulting in a higher level of match day skill and knowledge.

### SMJFL Umpire Coaching Team / Training

The umpire coaching team continued to develop under the guidance of Head Coach, Jonathan Audiere. This included the Level 1 accreditation of all umpire coaches – a standard that no other junior umpire group in Victoria enjoys.

In 2014, the SMJFL Umpiring Department operated 2 training academies – East Bentleigh (Moorleigh Reserve) and Elsternwick (Elsternwick Park), with the East Malvern academy discontinued due to lack of numbers.

Another first amongst junior umpiring groups was the establishment of a ‘girls only’ field umpire coaching team. The purpose of this training group was provide a comfortable environment for females to learn the skills of field umpiring – without feeling intimidated by males who form the vast majority of numbers in field umpires. This team was lead by Elise Cooper, coach, and Shannon Kirkby, assistant coach; both of whom are exceptionally talented umpires in their own right and are accredited Level 1 coaches.

2014 saw the extension of the ‘Green Shirt’ program, which generally requires first year umpires to wear a green coloured shirt to clearly indicate that they are learning. The SMJFL Umpiring Department extended this initiative by requiring all umpires to wear the green coloured shirt of a novice until they have officiated at least 30 matches. Once 30 games are achieved, umpire competency is assessed to ensure that graduation to ‘orange shirt’ truly reflects a competent level of skill and knowledge.

Another SMJFL first was to recognise and draw on the valuable experience of those in the SMJFL Umpiring Group who also officiate at a senior level. Thus the Experienced Umpire Team was created. This group met regularly during the season and enabled less experienced umpires to be matched / appointed with a mentor to provide ‘on the spot’ match day coaching. This program provided valuable outcomes: 1) additional coaching for young umpires as they

make a step to a higher level of competition; and 2) development of mentoring skills in the more experienced umpires – recognising their skill, knowledge and experience and encouraging them to continue their much valued role in our junior organisation.

Just as players enjoy meeting, and learning from, players who are playing at the highest level, so too do young umpires benefit from interacting with AFL umpire. 2014 saw our umpiring team work with AFL field and boundary umpires, who actively participated in training sessions and shared their knowledge and passion for the role they play in AFL football.

#### Umpiring demographics

	2012 (U9-17)	2013 (U9-17)	2014 (U11-17)
<b>Total no. games - season</b>	2352	2832	1926
<b>Average no. games (umpire appointments) per wk – H&amp;A</b>	178 (311)	185 (323)	121 (230)
<b>No games unfilled – season</b>	87	125	93
<b>Average % fill rate - season</b>	96.3%	95.6%	94.88%
<b>Total no. registrations received</b>	552	519	418 #
<b>No. of umpires umpired at least one (1) game</b>	392	419	405
<b>No. first year umpires</b>	228	261	131 #
<b>No. female umpires</b>	51	75	65
<b>No. umpires did not return following year</b>	314	242	Available 2015
<b>Mentors</b>	12	23	32
<b>Avg no. umpires mentored per week</b>	Not avail	20.1	29.2
<b>AFL Level 1 Umpire Accreditations completed</b>	0	41	38

# In 2014 the minimum age for umpire registration was raised from “must be at least in Year 7 of secondary school” to “must be at least in Year 8...”

#### Umpire abuse

Despite all efforts, abuse and intimidation of umpires flourished in the 2014 season – with team officials (especially coaches) featuring unacceptably high in the number of incidents / reports. Expectations of umpire perfection continues to be rife, unrealistic and destined for disappointment – with adult supporters and officials unswerving in their demonstration to League’s players that winning is the most important part of the game and, whilst it is entirely acceptable for a player to make a mistake in the context of developing them as players, the same consideration is not extended to our young group of umpires.

Of all areas of the season, this provided the greatest amount of disappointment and frustration.



### 2014 Season highlights

- Community Umpiring Round saw 4 of the SMJFL's "up and coming" umpires have the opportunity to participate in AFL umpire training at Visy Park.
- AFL umpires Chris Donlon, Simon Meredith, Justin Schmitt, Shane Thiele and Chris Gordon attended SMJFL umpire training – participating in training.
- SMJFL umpires officiated the National Sports Museum Vic Metro Junior Championships Youth Girls (U16) Grand Final – Tayla Manning, Hannah Bailes and Grace Bridges (field), Brooke Foster and Anna Furdetska (boundary), and John Bailes and Al Manning (goal)
- SFL, SUA and VAFA Umpiring Directors attended training – providing insight into their umpiring groups. SMJFL Umpires were also encouraged to attend special umpiring training evenings at senior umpire groups to plant the seeds for their development and progression into senior ranks.

### Award Winners

Congratulations to the following umpires for taking out this year's awards: **Cameron Watts** (Golden Whistle), **Luke Byrnes** (Best 1<sup>st</sup> Year Umpire), **Elliott Parsons** (Training Award), **Molly Bowman** (Female Encouragement Award), **Josh Synan, Josh Kaye, Hugo Burstin, Jacqueline Sharp and Piper Harrington** (Encouragement Awards), **Courtney Stelling** (Boundary Umpire Award – Inaugural), **Matthew Mahoney** (SMJFL-SFL Umpiring Pathways Development Award), **Andreas Baruhas** (Southern Umpire Association Award) and **Sean Bourke** (VAFA Most Promising Umpire Award).

### Conclusion

2014 proved to be another year of change and growth for the umpiring department, and the League as a whole. The move towards having volunteer parent umpires officiate the games of our developing young players will enable young umpires to develop their skills by officiating the format of the game that they are more familiar with, and enable growth and development of young players by having adults on-field who encourage and coach.

The fact that 65% of the 2014 umpires registered in the SMJFL were at least in their 2<sup>nd</sup> year of umpiring was also pleasing and provided confidence that the structure and training plan adopted in 2013 is proving to be successful and, with persistence, should continue to benefit game day outcomes.

Recognition and thanks is due to the umpire coaching team and game day mentors, lead by Head Coach Jonathan Auditore. The time, care and passion these men and women contribute to our umpires and the League is extraordinary - and the envy of many community football Leagues.

Unfortunately, the fly in the ointment remains out of the control of the Umpiring administration and coaching team – the game day behaviour of clubs and club officials. Until such time as the adults in these positions of authority fully comprehend the impact of their behaviour on their players, families, the umpires and the League as a whole, the battle to retain our umpires will continue.

The Umpiring Department is grateful for the continued support of the SMJFL Board and member Clubs, along with that extended to us by AFL Victoria, the Southern Football League, the Southern Umpires Association, and the Victorian Amateur Football Association.

## AFL Victoria Metro Umpire Coach of the Year

Congratulations to former SMJFL Head Umpire coach Jonathan Auditore who was awarded AFL Victoria's Metro Umpire Coach of the year on November 14 at the AFLCA awards night, held at the MCC Dining Room.

Jonathan's tireless efforts and hard work across the season were recognized and rewarded as he joined David Golby from the Southern Umpires Association as joint winners of this award. He was a valuable asset to the SMJFL and all umpires with his experience and knowledge of umpiring, which saw season 2014 a very successful one for all umpires.

Congratulations Jonathan, a well deserving acknowledgement and a great achievement. We wish you all the best with your move into umpire coaching within the senior ranks.



**Bernadette Vaux**

**Director of Umpiring & Female Football Development**

## Interleague

Carrying on from a successful 2013 campaign, the SMJFL again had some great results in the 2014 Interleague carnival.

Forty-eight kids representing 20 affiliate clubs laced up their boots to represent the SMJFL in the annual event. Two teams of boys for the Under 13, 14 and 15 age groups while we also had a Under 16 girls side participating.

The under 13 squad was cut down from 120 enthusiastic youngsters in February to two teams representing the SMJFL over the Queens Birthday weekend. Despite the competition being split into division one and two, the teams were selected as two even sides. Balancing out both teams was a major focus for coaches Ron Verma and Brad Berry.

For the first time the SMJFL fielded a girls youth team. **The Under 16 girls** were co-coached by Jo Adams and Jackson Kornberg. The girls came together 10 weeks before the carnival and trained professionally throughout. The coaching staff were astounded by how good the girls' skills were across the board in such an early stage of their careers. The girls played three games and unfortunately lost them all but certainly didn't lose any admirers as they gave it their all. A heart-breaking one-point defeat to the YJFL 2 team in the opening game at Mentone Reserve was as well as the girls played, as they were soundly beaten in the other two games against YJFL 1 and SEJ. Nevertheless the girls had a ball and did their league proud. The standout players for the carnival were Hannah Dawes, Ally Gilchrist, Georgia Ricardo and Rebekah Watson.

The **Under 13 Division 1** boys played two hard fought games, winning one and just coming up short in the other. A heart breaking two-point loss in the first game against eventual winners, Yarra JFL (YJFL), was followed by a 26 point win over South East Juniors (SEJ). All of the boys

contributed with a big special mention to Stephen Zayler who made all of it possible.

Brad Berry again took the reins for the **Under 13 Division 2** team and like the boys from the division one team, came away with one and one loss. The first game was a 19 point defeat at the hands of Yarra JFL before bouncing back strongly in a thumping 82 point win against SEJ. Tim Syme (Hampton) booted four goals in the big win. Jack Bell (East Sandringham), Sam Kristensen (Murrumbena) and Max Hanna (Hampton) were amongst the best players for the weekend.

Both under 14 teams were keen to reclaim interleague bragging rights after winning their respective shields in the under 13 age group last season.

The carnival started at Moorleigh Reserve in Bentleigh for the **Under 14 Division 1** team. After a slow start, Steve Walton's boys finished hard to comfortably win their first game by 42 points against SEJ. A sterner challenge against the Essendon District Football League (EDFL) in game two was next and after an even first half, faded in the second half to eventually go down by 33 points. With results going their way, the boys were still in the hunt for a Grand Final appearance. They had to face the previously undefeated Western Region Football League (WRFL) with the winner advancing to the Grand Final. The boys started strongly and never looked back, going on to record a 33-point win. The undefeated Eastern Football League (EFL) awaited in the Grand Final. Unfortunately it was all the EFL in a big win but the boys must be congratulated for making it all the way to the big dance. Bailey Smith (East Malvern) Cade Logan (East Sandringham) and Zane Waters (Dingley) were amongst the best players during the carnival.

The carnival got off to the best possible start on a Wednesday night at Bulleen Park for the **Under 14 Division 2** boys, who like their division one counterparts, were coming off a shield win the previous year. Their form continued with a 33 point win over the YJFL. The next game at Moorleigh Reserve was an even better one for the SMJFL as they crushed the WRFL by 93 points, leaving them with two wins from as many games leaving them on the cusp of a Grand Final birth. A loss to the EDFL would still see the boys make it through as long as the YJFL didn't beat the WRFL by 90 plus points, thankfully this didn't happen as the boys were never in the hunt against a switched on EDFL outfit who ran out winners by 39 points. Another Grand Final appearance for the SMJFL and it was again opposing another undefeated EFL team. The boys took it up to the EFL and got the closest any other team had managed through the carnival by far, but still went down by 49 points against a very impressive EFL team. Another sensational effort by the boys and coaching staff. Francis Connolly (Northvale), Benjamin King (East Sandringham) and Harrison Reynolds (Hampton Rovers) were the team's best players during the carnival.

The **Under 15 Division 1** were led by Tony Pucella and were keen to make amends after both teams in the under 14 age group last year suffered Grand Final defeats. The boys were dominant in their pool matches, going through the three games undefeated. Big wins over the SEJ and WRFL (71 and 113 points respectively) were split by a thrilling comeback win against the EDFL. Trailing by 17 points at the main break after a scoreless second term, the SMJFL hit back with 3.3 to nothing in the premiership

quarter and eventually holding on for a seven-point win. Issac Morrisby (East Malvern) was huge up forward bagging four goals in the victory. It was another meeting against the EFL in the Grand Final but unlike the under 14 matchups, this one was a nail biter with the boys probably still kicking themselves after letting a three quarter time lead slip to eventually fall by 10 points. Congratulations to the boys for making it so far. Lachlan Harris (Hampton Rovers) Geordie Nagle (East Malvern) and Alexander Lowe (East Malvern) were the standouts for the carnival.

The first game for the **Under 15 Division 2** boys was the acid test for their carnival they were brave in defeat, succumbing to a rampaging YJFL side (eventual premiers for the carnival) by just 21 points. Out of contention for a Grand Final birth, the boys finished off their last two games in great style with big wins over the WRFL and EDFL by 78 and points respectively. Best players for the carnival were Ulysses Urban (Ormond) and Alfred Jarnestrom (Hampton Rovers).

Every SMJFL representative deserves to be congratulated on being selected to represent our League. Regardless of results, this is a tremendous achievement and we hope you use your interleague experiences to further your careers in football.

Thank you to all clubs for your support of the interleague programs and to those who helped organise the carnival. A big thank you also goes to our interleague coaches and all the parents who volunteered their time as match officials to make the SMJFL's 2014 interleague campaign a memorable and successful one.



## SMJFL NAB Lightning Carnival Teams

### U11 Girls

#### **Alicia Eva**

Mordialloc Braeside

St Peters

East Malvern JFC Blue

Waverley Park

East Brighton Vampires JFC

Cheltenham Panthers – Roar

### Under 8

#### **Geary**

East Malvern JFC Blue (East)

East Brighton Vampires JFC (East)

Beaumaris Sharks (East)

Caulfield Bears (East)

#### **Montagna**

East Brighton Vampires JFC (West)

St Peters (West)

Port Melbourne Colts JFC (West)

East Malvern JFC White (West)

#### **Riewoldt**

East Sandringham JFC (East)

Mordialloc Braeside (East)

South Melb (West)

St Kilda City (West)

### Under 9

#### **Montagna**

Mordialloc Braeside (West)

South Melb White (West)

Hampton Rovers (West)

Oakleigh (West)

#### **Armitage**

East Brighton Vampires JFC (South)

St Bedes/Mentone Tigers Red (North)

Dingley JFC Black (North)

Ajax Jets (North)

### **Steven**

Cheltenham Green (West)

Dingley JFC Gold (West)

Ajax Comets (South)

St Bedes/Mentone Tigers (South)

#### **Armitage**

Murrumbeena Gold (North)

Mordialloc Braeside (North)

East Malvern JFC Red (North)

St Peters (North)

St Paul's McKinnon JFC (North)

#### **Hayes**

Beaumaris Great Whites (South)

Hampton Rovers (South)

Brighton Beach JFC (South)

East Sandringham JFC (South)

Prahran Black (North)

#### **Hayes**

South Melb Red (South)

Waverley Park Gold (South)

East Malvern JFC White (South)

Beaumaris Great Whites (South)

#### **Dempster**

St Peters (North)

Hampton Rovers (North)

Prahran White (North)

East Malvern JFC Red (Blue)

**Geary**

Port Melbourne Colts JFC (South)  
Brighton Beach JFC (South)  
St Kilda City White (South)  
East Sandringham JFC (South)

**Koschitzke**

St Kilda City Red (Blue)  
Beaumaris Hammerheads (Blue)  
East Brighton Vampires JFC (Blue)  
Caulfield Bears (Blue)

**Loewe**

Brighton Beach JFC (Silver)  
Dingley JFC Red (Silver)  
St Bedes/Mentone Tigers Blue (Silver)  
Ormond Blue (Navy)

**Jones**

Waverley Park Brown (Blue)  
Oakleigh (Blue)  
Ashwood (Blue)  
Beaumaris Blacktails (Blue)

**Lockett**

East Malvern Black (Navy)  
Ajax Stars (Navy)  
St Peters (Navy)  
Cheltenham Black (Navy)  
Highett (Navy)

**Under 10****Lockett**

Prahran Black (East)  
Mordialloc Braeside (East)  
St Kilda City Black (East)  
Hampton Rovers (East)

**Montagna**

St Peters (West)  
Ormond Brown (West)  
Caulfield Bears (West)

**Gehrig**

Mt Waverley (Blue)  
East Brighton Vampires JFC (Silver)  
Mordialloc Braeside (Silver)  
Northvale JFC (Silver)

**Steven**

Bentleigh JFC (West)  
Murrumbeena Gold (West)  
Highett (West)  
Ormond Brown (West)

**Burke**

St Paul's McKinnon JFC (Navy)  
Murrumbeena Maroon (Navy)  
Prahran Blue (Navy)  
Bentleigh JFC (Navy)

**Hickey**

Brighton Beach JFC (East)  
East Brighton Vampires JFC (East)  
Prahran Red (East)  
Beaumaris Sharks (East)

**Riewoldt**

East Sandringham JFC (East)  
East Malvern JFC Blue (East)  
Cheltenham Green (East)  
Ajax Comets (East)  
Waverley Park Brown (West)

**Hayes**

East Malvern JFC Blue (East)  
Brighton Beach JFC (East)  
East Sandringham JFC (East)  
Cheltenham Green (East)

**Steven**

East Malvern JFC White (South)  
South Melb White (South)  
St Paul's McKinnon JFC (South)  
Prahran Blue (South)

**Riewoldt**

Murrumbeena Gold (West)  
Bentleigh JFC (West)  
East Sandringham JFC (West)  
Ajax Comets (West)

**Hickey**

Beamaris Sharks (South)  
St Bedes/Mentone Tigers (South)  
Mordialloc Braeside (South)  
East Brighton Vampires JFC (South)

**Loewe**

Ashwood (Navy)  
Oakleigh (Navy)  
East Malvern JFC Black (Navy)  
Mordialloc Braeside (Navy)  
Northvale JFC (Navy)

**Geary**

East Malvern JFC Red (North)  
Port Melbourne Colts JFC (North)  
St Kilda City Red (North)  
Oakleigh (North)

**Armitage**

Beamaris Great Whites (North)  
South Melb Red (North)  
Mt Waverley (North)  
Highett (North)

**Koschitzke**

Beamaris Blacktails (Blue)  
Ormond (Blue)  
Ajax Jets (Blue)  
St Peters (Blue)

**Jones**

Prahran Red (Blue)  
Murrumbeena Maroon (Blue)  
Waverley Park Gold (Silver)  
Dingley JFC Black (Silver)

**Gehrig**

St Bedes/Mentone Tigers Blue  
(Silver)  
Cheltenham Black (Silver)  
East Sandy Rovers (Silver)  
East Brighton Vampires JFC (Silver)  
Dingley JFC Red (Navy)



## Premiers, Best on Ground and Best & Fairest

Competition	Under 11 East	Under 11 West	Under 11 South	Under 11 North	Under 11 Blue
<b>Premiers</b>	Mordialloc Braeside	East Brighton Vampires	Bentleigh	St Bedes/Mentone Tigers	Oakleigh
<b>Best on Ground in Grand Final</b>	Cooper Williamson (Mordialloc Braeside)	Lucas Liakakos (Prahran)	Luke Nankervis (Bentleigh)	Curtis Gerrard (St Bedes/Mentone Tigers)	Robert Amendola (Oakleigh)
<b>Best &amp; Fairest</b>	Blake Howes (Mordialloc Braeside)	Sam McAfee (South Melb Districts)	Max Olynyk (East Malvern)	Connor Cooke (Highett)	Robert Amendola (Oakleigh)
Competition	Under 12 East	Under 12 West	Under 12 South	Under 12 North	Under 12 Blue
<b>Premiers</b>	East Sandringham	Cheltenham	Bentleigh	Oakleigh	Beaumaris
<b>Best on Ground in Grand Final</b>	Will Murray (East Sandringham)	Shane Ho (St Peters)	Beau Forster (Beaumaris)	Callum Quirke (Mordialloc Braeside)	Finlay McKinnon (Beaumaris)
<b>Best &amp; Fairest</b>	Luke Cleary (Beaumaris)	Shane Ho (St Peters)	Jake Bowey (Highett)	Nicolas Taranto (Ajax)	Max Pendlebury (East Malvern)
Competition	Under 13 Div 1	Under 13 Div 2	Under 13 Div 3	Under 13 Div 4	Under 13 Div 5
<b>Premiers</b>	Beaumaris	Hampton Rovers	Ajax	Bentleigh	South Melbourne
<b>Best on Ground in Grand Final</b>	Nicolas Burke (Beaumaris)	Chris Perkins (Hampton Rovers)	Toby Lipton (Ajax)	Josh Worrell (Bentleigh)	Alistair Strutt (South Melbourne Districts)
<b>Best &amp; Fairest</b>	Jack Mahony (East Malvern)	Phillip Hately-Fenton (Dingley)	Joe Barnes (South Melb Districts)	Tharal Ter (Northvale)	James Gold (Mordialloc Braeside)
Competition	Under 14 Div 1	Under 14 Div 2	Under 14 Div 3	Under 14 Div 4	Under 14 Div 5
<b>Premiers</b>	Mordialloc Braeside	Ormond	Dingley	Oakleigh	Ormond
<b>Best on Ground in Grand Final</b>	Will Holton (Mordialloc Braeside)	Charlie Furphy (Ormond)	Jack Farrington (Dingley)	Steven Kontiveis (Oakleigh)	Chris Ciampoli (Ormond)
<b>Best &amp; Fairest</b>	Troy Brimble (Mordialloc Braeside)	Hugo Ferdinand (Bentleigh)	Joel Paxton (South Melb Districts)	Steven Kontievis (Oakleigh)	Thomas Mannix (Waverley Park)
Competition	Under 15 Div 1	Under 15 Div 2	Under 15 Div 3	Under 15 Div 4	
<b>Premiers</b>	Hampton Rovers	Dingley	Murrumbeena	Mt Waverley	
<b>Best on Ground in Grand Final</b>	Alfie Jarnstrom	Saceehn Paramesh (Dingley)	Tyson Carter (Murrumbeena)	Brandon Sturzaker (Mt Waverley)	
<b>Best &amp; Fairest</b>	Aaron Trusler (Ormond)	Dean Spilkin (Ajax)	Tyson Carter (Murrumbeena)	Nicholas Thurgood (Mt Waverley)	
Competition	Under 16 Div 1	Under 16 Div 2	Under 16 Div 3	Under 16 Div 4	Under 16 Girls
<b>Premiers</b>	East Malvern	South Melbourne Districts	St Pauls McKinnon	Caulfield Bears	East Brighton Vampires
<b>Best on Ground in Grand Final</b>	Harry Schaffer (East Malvern)	Tom Maloney (South Melbourne Districts)	Alex Hutton (St Pauls McKinnon)	Sean Gunning (Caulfield Bears)	Jesse Mount (East Brighton Vampires)
<b>Best &amp; Fairest</b>	George Katsaras (East Sandringham)	Mitchell Clarke (South Melb Districts)	Dylan Bone (Northvale)	Olme Naccarella (Caulfield Bears)	Kimberley Watson (Waverley Park)
Competition	Under 17 Div 1	Under 17 Div 2	Under 13 Girls Div 1	Under 13 Girls Div 2	
<b>Premiers</b>	Mordialloc Braeside	Ormond	Prahran	Ferntree Gully Eagles	
<b>Best on Ground in Grand Final</b>	Dhandsh Jayasalen (Mordialloc Braeside)	Reece Behnke (Ormond)	Abbie Mckay (Prahran)	Lili Gibson (Ferntree Gully Eagles)	
<b>Best &amp; Fairest</b>	Jaye Edmunds (Mordialloc Braeside)	Myles Spievogel (East Malvern)	Alana D'Aquino (St Bedes/Mentone Tigers)	Lili Gibson (Ferntree Gully Eagles)	



# Ladders

## U/13 Girls Division 1

Pos.	Team	P	W	L	D	B	For	Agst.	%	% Won
1	St Peters	12	10	2	0	2	543	130	417.69	83.33
2	Prahran	12	10	2	0	2	538	250	215.2	83.33
3	East Malvern	12	6	6	0	2	447	335	133.43	50
4	St Bedes/Mentone Tigers	12	6	6	0	2	412	456	90.35	50
5	East Brighton Vampires	11	4	7	0	3	344	358	96.09	36.36

## U/13 Girls Division 2

Pos.	Team	P	W	L	D	B	For	Agst.	%	% Won
1	Hampton Rovers	13	9	4	0	1	335	259	129.34	69.23
2	Ferntree Gully	12	8	4	0	1	575	169	340.24	66.67
3	Bayswater	13	5	8	0	0	191	226	84.51	38.46
4	Waverley Park	14	5	9	0	0	240	342	70.18	35.71
5	St Kilda City	13	3	10	0	1	181	372	48.66	23.08
6	East Sandringham	14	3	11	0	0	233	387	60.21	21.43

## U/16 Girls

Pos.	Team	P	W	L	D	B	For	Agst.	%	% Won
1	East Brighton Vampires	14	14	0	0	0	991	106	934.91	100
2	Waverley Park	14	10	4	0	0	732	233	314.16	71.43
3	Highbett	14	10	4	0	0	760	276	275.36	71.43
4	St Peters	14	10	4	0	0	745	285	261.4	71.43
5	East Sandringham	14	6	8	0	0	857	349	245.56	42.86
6	Mordialloc Braeside	14	3	11	0	0	221	1179	18.74	21.43
7	Beaumaris	14	2	11	1	0	153	1000	15.3	17.86
8	Mt Waverley	14	0	13	1	0	125	1156	10.81	3.57



## U/11 East

Pos.	Team	P	W	L	D	B	For	Agst.	%	% Won
1	Mordialloc Braeside	14	12	2	0	0	673	177	380.23	85.71
2	St Pauls McKinnon JFC	14	12	2	0	0	416	232	179.31	85.71
3	Prahran Red	14	10	4	0	0	474	286	165.73	71.43
4	East Malvern Blue	14	9	4	1	0	514	308	166.88	71.43
5	Waverley Park Brown	14	5	8	1	0	376	562	66.9	39.29
6	Brighton Beach	14	5	9	0	0	395	407	97.05	35.71
7	East Sandringham	14	5	9	0	0	435	672	64.73	35.71
8	East Brighton	14	1	13	0	0	147	615	23.9	7.14

## U/11 West

Pos.	Team	P	W	L	D	B	For	Agst.	%	% Won
1	St Kilda City Red	14	13	1	0	0	796	250	318.4	92.86
2	Dingley Black	14	11	3	0	0	636	267	238.2	78.57
3	Prahran Blue	14	11	3	0	0	499	212	235.38	78.57
4	East Brighton Vampires	14	10	4	0	0	673	410	164.15	71.43
5	Beaumaris	14	7	7	0	0	542	542	100	50
6	South Melbourne Red	14	6	8	0	0	393	551	71.32	42.86
7	East Sandringham	14	4	10	0	0	346	690	50.14	28.57
8	East Malvern White	14	4	10	0	0	292	588	49.66	28.57
9	St Peters	14	3	11	0	0	388	658	58.97	21.43
10	Hampton Rovers	14	1	13	0	0	108	472	22.88	7.14

## U/11 South

Pos.	Team	P	W	L	D	B	For	Agst.	%	% Won
1	East Brighton Vampires	14	13	1	0	0	689	214	321.96	92.86
2	East Sandringham	14	11	3	0	0	594	357	166.39	78.57
3	Mordialloc Braeside	14	10	4	0	0	330	323	102.17	71.43
4	Bentleigh Red	14	9	5	0	0	496	313	158.5	64.29
5	Beaumaris Great Whites	14	8	6	0	0	499	471	105.9	57.14
6	Ajax Comets	14	6	8	0	0	374	286	130.8	42.86
7	St Peters	14	4	9	1	0	332	571	58.14	32.14
8	St Bedes/Mentone Tigers Red	14	3	10	1	0	414	707	58.56	25
9	Murrumbeena Gold	14	3	11	0	0	511	743	68.78	21.43
10	East Malvern Red	14	2	12	0	0	387	691	56.01	14.29

**U/11 North**

Pos.	Team	P	W	L	D	B	For	Agst.	%	% Won
1	Highett	13	11	2	0	1	453	215	210.7	84.62
2	South Melbourne	13	10	3	0	1	669	289	231.49	76.92
3	Oakleigh	13	10	3	0	1	470	338	139.05	76.92
4	St Bedes/Mentone Tigers	13	9	4	0	1	471	352	133.81	69.23
5	Port Melbourne	13	8	5	0	1	673	435	154.71	61.54
6	Ajax	13	8	5	0	1	530	354	149.72	61.54
7	Ormond Brown	13	8	5	0	1	338	420	80.48	61.54
8	St Kilda City White	13	5	8	0	1	339	579	68.91	38.46
9	East Malvern Black	13	4	9	0	1	381	599	63.61	30.77
10	Cheltenham Green	13	3	11	0	0	268	363	73.83	21.43
11	Caulfield Bears Polar	13	1	13	0	1	246	704	34.94	7.69

**U/11 Blue**

Pos.	Team	P	W	L	D	B	For	Agst.	%	% Won
1	Oakleigh Blue	13	10	3	0	1	728	255	285.5	76.92
2	Northvale	14	10	4	0	0	498	358	139.1	71.43
3	Murrumbeena Maroon	14	10	4	0	0	559	409	136.7	71.43
4	Waverley Park Gold	14	9	5	0	0	492	152	323.7	64.29
5	Mordialloc Braeside	13	8	5	0	1	635	329	193	61.54
6	East Brighton Vampires Blue	14	8	6	0	0	675	519	130.1	57.14
7	St Pauls McKinnon	14	5	9	0	0	266	331	80.36	35.71
8	Beaumaris Black Tails	13	4	9	0	1	397	675	58.81	30.77
9	Dingley Red	14	4	10	0	0	289	347	83.29	28.57
10	Brighton Beach Blue	14	3	11	0	0	246	571	43.08	21.43
11	Caulfield Bears Grizzly	14	2	12	0	0	207	761	27.2	14.29
12	Cheltenham Black	13	0	13	0	1	113	839	13.47	0

**U/12 East**

Pos.	Team	P	W	L	D	B	For	Agst.	%	% Won
1	East Sandringham	14	13	1	0	0	812	274	296.4	92.86
2	Prahran Red	14	12	2	0	0	473	281	168.3	85.71
3	Brighton Beach	14	9	5	0	0	551	288	191.3	64.29
4	Ormond Brown	14	8	6	0	0	720	559	128.8	57.14
5	South Melbourne White	13	7	6	0	1	423	329	128.6	53.85
6	Beaumaris Sharks	14	6	8	0	0	414	526	78.71	42.86
7	East Brighton Vampires	14	6	8	0	0	406	660	61.52	42.86
8	Murrumbeena Maroon	14	5	9	0	0	524	517	101.4	35.71
9	East Malvern Blue	14	5	9	0	0	426	560	76.07	35.71
10	Dingley Black	14	3	11	0	0	280	817	34.27	21.43

**U/12 West**

Pos.	Team	P	W	L	D	B	For	Agst.	%	% Won
1	St Peters	13	11	2	0	1	847	372	227.7	84.62
2	Cheltenham Green	13	10	2	1	1	670	346	193.6	80.77
3	Ajax	13	8	5	0	1	483	500	96.6	61.54
4	East Brighton Vampires	13	7	5	1	1	445	460	96.74	57.69
5	St Kilda City Black	13	5	8	0	1	547	524	104.4	38.46
6	St Bedes/Mentone Tigers	13	5	8	0	1	416	540	77.04	38.46
7	Mordialloc Braeside	12	4	8	0	1	296	284	104.2	33.33
8	Hampton Rovers	13	2	11	0	1	414	756	54.76	15.38
9	St Kilda City Red	13	2	11	0	1	342	782	43.73	15.38

**U/12 South**

Pos.	Team	P	W	L	D	B	For	Agst.	%	% Won
1	Bentleigh Red	14	11	3	0	0	673	415	162.2	78.57
2	East Brighton Vampires	14	10	4	0	0	562	278	202.2	71.43
3	Beaumaris Great Whites	14	10	4	0	0	663	410	161.7	71.43
4	East Malvern White	14	9	5	0	0	496	390	127.2	64.29
5	Highett	14	8	6	0	0	474	308	153.9	57.14
6	Murrumbeena Gold	14	4	9	1	0	362	537	67.41	32.14
7	Waverley Park Gold	14	3	11	0	0	459	649	70.72	21.43
8	Brighton Beach	14	0	13	1	0	176	750	23.47	3.57

### U/12 North

Pos.	Team	P	W	L	D	B	For	Agst.	%	% Won
1	Oakleigh	14	11	3	0	0	539	368	146.5	78.57
2	East Sandringham	14	10	4	0	0	553	311	177.8	71.43
3	Mordialloc Braeside	14	10	4	0	0	642	423	151.8	71.43
4	Ajax	14	10	4	0	0	519	392	132.4	71.43
5	Caulfield Bears	14	9	5	0	0	347	220	157.7	64.29
6	St Pauls McKinnon	14	6	8	0	0	487	372	130.9	42.86
7	South Melbourne Red	14	6	8	0	0	491	478	102.7	42.86
8	Hampton Rovers	14	5	9	0	0	417	514	81.13	35.71
9	Cheltenham Black	14	3	11	0	0	343	657	52.21	21.43
10	Waverley Park Brown	14	1	13	0	0	257	707	36.35	7.14

### U/12 Blue

Pos.	Team	P	W	L	D	B	For	Agst.	%	% Won
1	Prahran Black	13	10	3	0	1	422	302	139.7	76.92
2	East Malvern Red	14	9	5	0	0	496	266	186.5	64.29
3	Beaumaris Black Tails	13	8	5	0	1	645	390	165.4	61.54
4	Ormond Blue	13	5	7	1	1	409	516	79.26	42.31
5	Dingley Red	14	3	10	1	0	327	602	54.32	25
6	St Peters Blue	13	2	11	0	1	324	547	59.23	15.38

### U/13 Div 1

Pos.	Team	P	W	L	D	B	For	Agst.	%	% Won
1	Beaumaris	13	11	2	0	1	610	184	331.5	84.62
2	East Malvern Blue	14	11	3	0	0	649	249	260.6	78.57
3	East Brighton Vampires	13	10	3	0	1	697	229	304.4	76.92
4	East Sandringham	13	6	7	0	1	505	502	100.6	46.15
5	Prahran Black	14	4	10	0	0	437	635	68.82	28.57
6	Highett	14	0	14	0	0	197	1117	17.64	0



### U/13 Div 2

Pos.	Team	P	W	L	D	B	For	Agst.	%	% Won
1	Waverley Park Brown	14	14	0	0	0	724	414	174.9	100
2	Hampton Rovers	14	8	6	0	0	584	325	179.7	57.14
3	Mordialloc Braeside	14	8	6	0	0	553	420	131.7	57.14
4	St Pauls McKinnon	14	7	7	0	0	520	483	107.7	50
5	Dingley Black	14	6	8	0	0	537	643	83.51	42.86
6	Cheltenham	13	5	8	0	1	330	339	97.35	38.46
7	East Brighton Vampires	14	5	9	0	0	390	603	64.68	35.71
8	Brighton Beach	14	3	11	0	0	284	522	54.41	21.43

### U/13 Div 3

Pos.	Team	P	W	L	D	B	For	Agst.	%	% Won
1	Ajax	14	14	0	0	0	702	136	516.2	100
2	Murrumbeena Gold	14	12	2	0	0	906	355	255.2	85.71
3	St Peters	13	9	3	1	1	766	425	180.2	73.08
4	Oakleigh	13	6	6	1	1	496	542	91.51	50
5	Beaumaris	14	5	8	1	0	327	387	84.5	39.29
6	South Melbourne White	14	4	10	0	0	401	610	65.74	28.57
7	Ormond Brown	13	3	9	1	1	387	646	59.91	26.92
8	East Sandringham	14	3	11	0	0	327	823	39.73	21.43

### U/13 Div 4

Pos.	Team	P	W	L	D	B	For	Agst.	%	% Won
1	Caulfield Bears	13	11	2	0	1	555	285	194.7	84.62
2	St Kilda City	13	10	3	0	1	676	250	270.4	76.92
3	Northvale	13	10	3	0	1	610	303	201.3	76.92
4	Bentleigh	13	8	5	0	1	557	352	158.2	61.54
5	Dingley Red	12	7	5	0	2	317	325	97.54	58.33
6	Waverley Park Gold	13	5	8	0	1	421	316	133.2	38.46
7	Mt Waverley	13	5	8	0	1	438	569	76.98	38.46
8	East Brighton Vampires	12	4	8	0	2	228	665	34.29	33.33
9	East Malvern White	13	1	12	0	1	170	524	32.44	7.69

### U/13 Div 5

Pos.	Team	P	W	L	D	B	For	Agst.	%	% Won
1	South Melbourne Red	14	13	1	0	0	875	262	334	92.86
2	Mordialloc Braeside	14	8	6	0	0	506	171	295.9	57.14
3	St Peters	13	6	6	1	1	441	443	99.55	50
4	Prahran White	13	5	8	0	0	298	363	82.09	38.46
5	Beaumaris Black tails	14	4	10	0	0	339	735	46.12	28.57
6	Hampton Rovers	14	3	10	1	0	310	413	75.06	25
7	Ajax	13	3	10	0	1	410	604	67.88	23.08
8	East Sandringham	13	2	11	0	1	204	717	28.45	15.38

U/14 Div 1

Pos.	Team	P	W	L	D	B	For	Agst.	%	% Won
1	East Sandringham	14	12	2	0	0	1110	535	207.5	85.71
2	Mordialloc Braeside	14	11	3	0	0	979	637	153.7	78.57
3	St Kilda City Black	14	10	4	0	0	975	502	194.2	71.43
4	Murrumbeena Gold	14	9	5	0	0	882	646	136.5	64.29
5	Waverley Park Gold	14	6	8	0	0	649	893	72.68	42.86
6	Beaumaris	14	5	9	0	0	747	769	97.14	35.71
7	East Malvern Blue	14	2	12	0	0	527	982	53.67	14.29
8	Prahran Red	14	1	13	0	0	637	1272	28.85	7.14

U/14 Div 2

Pos.	Team	P	W	L	D	B	For	Agst.	%	% Won
1	Ormond Brown	14	13	1	0	0	1130	472	239.4	92.86
2	St Pauls McKinnon	14	10	4	0	0	968	676	143.2	71.43
3	Cheltenham Panthers	14	10	4	0	0	863	733	117.7	71.43
4	Bentleigh	14	8	6	0	0	932	656	142.1	57.14
5	Ajax	14	7	7	0	0	1004	754	133.2	50
6	East Brighton Vampires	14	3	10	1	0	614	831	73.89	25
7	St Bedes/Mentone Tigers Red	14	3	10	1	0	550	1062	51.79	25
8	Hampton Rovers	14	1	13	0	0	378	1255	30.12	7.14

U/14 Div 3

Pos.	Team	P	W	L	D	B	For	Agst.	%	% Won
1	Northvale	14	10	4	0	0	774	543	142.5	71.43
2	Dingley Black	13	9	4	0	1	691	510	135.5	69.23
3	East Sandringham	13	7	6	0	1	699	606	115.4	53.85
4	St Peters	14	7	7	0	0	706	610	115.7	50
5	South Melbourne	13	6	7	0	1	676	601	112.5	46.15
6	Beaumaris	13	3	10	0	1	631	684	92.25	23.08

U/14 Div 4

Pos.	Team	P	W	L	D	B	For	Agst.	%	% Won
1	Oakleigh	14	13	1	0	0	1229	405	303.5	92.86
2	St Kilda City Red	14	8	6	0	0	917	659	139.2	57.14
3	East Brighton Vampires	14	6	8	0	0	731	808	90.47	42.86
4	Caulfield Bears	14	4	10	0	0	637	848	75.12	28.57

U/14 Div 5

Pos.	Team	P	W	L	D	B	For	Agst.	%	% Won
1	Ormond Blue	14	13	1	0	0	1200	485	247.4	92.86
2	East Malvern White	13	11	2	0	1	907	325	279.1	84.62
3	Ajax	13	8	5	0	1	798	479	166.6	61.54
4	Waverley Park Brown	13	8	5	0	1	935	590	158.5	61.54
5	Prahran Blue	13	8	5	0	1	561	634	88.49	61.54
6	Mordialloc Braeside	13	5	8	0	0	614	391	157	38.46
7	East Sandringham	14	4	10	0	0	424	555	76.4	28.57
8	Beaumaris	14	3	11	0	0	294	637	46.15	21.43
9	Murrumbeena Maroon	13	2	11	0	1	622	672	92.56	15.38
10	Highbett	14	0	14	0	0	213	1800	11.83	0





## U/15 Div 1

Pos.	Team	P	W	L	D	B	For	Agst.	%	% Won
1	East Malvern Blue	14	14	0	0	0	1308	442	295.9	100
2	Hampton	14	11	3	0	0	1099	576	190.8	78.57
3	Beaumaris	14	10	4	0	0	1102	532	207.1	71.43
4	East Sandringham	14	7	7	0	0	747	1024	72.95	50
5	Ormond Brown	14	6	8	0	0	781	846	92.32	42.86
6	Mt Waverley	14	4	10	0	0	712	993	71.7	28.57
7	Mordialloc Braeside	14	2	12	0	0	552	1074	51.4	14.29
8	South Melbourne White	14	2	12	0	0	479	1293	37.05	14.29

## U/15 Div 2

Pos.	Team	P	W	L	D	B	For	Agst.	%	% Won
1	Cheltenham	14	12	2	0	0	1223	656	186.4	85.71
2	Dingley Black	14	10	4	0	0	1080	724	149.2	71.43
3	East Brighton Vampires	14	9	5	0	0	1153	553	208.5	64.29
4	Ajax	14	8	6	0	0	904	615	147	57.14
5	St Kilda City	14	6	8	0	0	805	778	103.5	42.86
6	Prahran	14	1	13	0	0	402	1299	30.95	7.14

## U/15 Div 3

Pos.	Team	P	W	L	D	B	For	Agst.	%	% Won
1	East Malvern White	12	10	2	0	2	932	558	167	83.33
2	Murrumbeena Gold	13	10	3	0	1	1039	547	190	76.92
3	St Bedes/Mentone Tigers	13	10	3	0	1	889	494	180	76.92
4	East Sandringham	12	7	5	0	2	773	539	143.4	58.33
5	St Peters	13	2	11	0	1	416	673	61.81	15.38
6	Bentleigh	13	2	11	0	1	313	674	46.44	15.38
7	South Melbourne Red	12	0	12	0	2	328	1034	31.72	0

## U/15 Div 4

Pos.	Team	P	W	L	D	B	For	Agst.	%	% Won
1	Mt Waverley Beaumaris	13	13	0	0	1	1254	444	282.4	100
2	Waverley Park	13	9	4	0	1	957	365	262.2	69.23
3	Ormond Blue	14	7	7	0	0	730	544	134.2	50
4	Hampton	13	5	8	0	1	826	743	111.2	38.46
5	Dingley Red	13	4	9	0	1	742	998	74.35	30.77
6		14	1	13	0	0	287	1702	16.86	7.14

## U/16 Div 1

Pos.	Team	P	W	L	D	B	For	Agst.	%	% Won
1	Murrumbeena Gold	13	10	3	0	1	891	714	124.8	76.92
2	St Peters	14	9	5	0	0	1129	802	140.8	64.29
3	East Sandringham	13	8	5	0	1	931	723	128.8	61.54
4	East Malvern Blue	13	6	7	0	1	792	706	112.2	46.15
5	East Brighton Vampires	14	6	8	0	0	867	912	95.07	42.86
6	Beaumaris	13	3	10	0	1	579	1080	53.61	23.08

## U/16 Div 2

Pos.	Team	P	W	L	D	B	For	Agst.	%	% Won
1	South Melbourne	13	12	1	0	1	1189	535	222.2	92.31
2	St Bedes/Mentone Tigers Red	13	10	3	0	1	917	555	165.2	76.92
3	Ormond Brown	12	8	4	0	2	918	590	155.6	66.67
4	Waverley Park	13	5	8	0	1	703	972	72.33	38.46
5	Ajax	13	5	8	0	1	471	801	58.8	38.46
6	Mordialloc Braeside	12	4	8	0	2	563	364	154.7	33.33
7	Prahran	12	1	11	0	2	518	1236	41.91	8.33

## U/16 Div 3

Pos.	Team	P	W	L	D	B	For	Agst.	%	% Won
1	St Peters	13	10	3	0	1	1030	670	153.7	76.92
2	St Pauls McKinnon	13	9	4	0	1	810	307	263.8	69.23
3	East Sandringham/Hampton Rovers	12	8	4	0	2	665	578	115.1	66.67
4	Beaumaris	14	9	5	0	0	945	748	126.3	64.29
5	Highett	13	6	7	0	1	836	907	92.17	46.15
6	Cheltenham	13	5	8	0	1	739	1063	69.52	38.46
7	Northvale Falcons	13	2	11	0	1	697	954	73.06	15.38

## U/16 Div 4

Pos.	Team	P	W	L	D	B	For	Agst.	%	% Won
1	Caulfield Bears	12	9	3	0	2	771	573	134.6	75
2	East Malvern White	12	7	5	0	2	657	524	125.4	58.33
3	Oakleigh	14	5	9	0	0	599	540	110.9	35.71
4	Ormond Blue	12	4	8	0	2	525	794	66.12	33.33
5	St Bedes/Mentone Tigers Blue	13	4	9	0	1	513	858	59.79	30.77
6	East Brighton Vampires	14	3	11	0	0	200	285	70.18	21.43

## U/17 Div 1

Pos.	Team	P	W	L	D	B	For	Agst.	%	% Won
1	Beaumaris	13	11	2	0	1	1008	643	156.8	84.62
2	Mordialloc Braeside	14	11	3	0	0	1332	570	233.7	78.57
3	Murrumbeena Gold	14	9	5	0	0	611	706	86.54	64.29
4	Ajax	13	6	7	0	1	807	932	86.59	46.15
5	St Peters	14	6	8	0	0	920	924	99.57	42.83
6	St Bedes/Mentone Tigers	13	2	11	0	1	624	1022	61.06	15.38

## U/17 Div 2

Pos.	Team	P	W	L	D	B	For	Agst.	%	% Won
1	Ormond Brown	13	11	2	0	1	1131	585	193.3	84.62
2	St Pauls McKinnon	12	8	4	0	2	937	621	150.9	66.67
3	East Brighton Vampires	13	7	6	0	1	760	490	155.1	53.85
4	Dingley	12	6	6	0	2	527	640	82.34	50
5	East Malvern Blue	12	4	8	0	2	445	462	96.32	33.33
6	Waverley Park	12	2	10	0	2	512	1175	43.57	16.67
7	Oakleigh	13	1	12	0	1	502	1153	43.54	7.69

## Player Recognition Awards

The following players were awarded player recognition awards for ten years participation in the SMJFL (formerly MSJFL).

Jerome	Barbalace	<b>Murrumbeena JFC</b>
Anthony	Basile	<b>Dingley JFC</b>
Callum	Beattie-Powell	<b>Beaumaris</b>
Patrick	Burnell	<b>St Peters</b>
Christopher	Butts	<b>Dingley JFC</b>
Mitchell	Carracher	<b>St Paul's McKinnon JFC</b>
Mitchell	Clarke	<b>South Melbourne Districts</b>
Liam	Cogan	<b>Oakleigh</b>
Hayden	Colgrave	<b>Oakleigh</b>
Liam	Consodine	<b>Dingley JFC</b>
Lachie	Craig	<b>Dingley JFC</b>
Lachlan	Craig	<b>Dingley JFC</b>
Callum	Cusack	<b>Beaumaris</b>
Shaun	Evans	<b>Beaumaris</b>
Hayden	Everett	<b>Oakleigh</b>
Patrick	Feather	<b>St Peters</b>
Jack	Francis	<b>Dingley JFC</b>
Jack	Gleeson	<b>St Peters</b>
Joshua	Godino	<b>Murrumbeena JFC</b>
Adam	Goodhue	<b>Beaumaris</b>
Jake	Halasz	<b>St Paul's McKinnon JFC</b>
Edward	Hall	<b>Beaumaris</b>
Samuel	Hayes	<b>Beaumaris</b>
Callum	Heath	<b>Beaumaris</b>
Nicholas	Henricks	<b>Beaumaris</b>
Liam	Hiscock	<b>Beaumaris</b>
Matthew	Howard	<b>St Peters</b>
Harrison	Hunt	<b>St Paul's McKinnon JFC</b>
Anthony	Inglis	<b>Dingley JFC</b>
Lee	Johnston	<b>Dingley JFC</b>
Dean	Krelle	<b>St Peters</b>

Benjamin	Lindsey	St Paul's McKinnon JFC
Cal	Linehan	Beaumaris
Jeremy	Lloyd	St Paul's McKinnon JFC
Matt	Lucas	Beaumaris
Andrew	McBain	Beaumaris
Dylan	McDermott	Murrumbeena JFC
Kyle	McGurk	Dingley JFC
Luke	Menzel	Dingley JFC
Luke	Meo	Beaumaris
Maxwell	Millwood	St Peters
Connor	Morgan	Oakleigh
Jarrod	Munday	St Peters
Bernard	O'Meara	St Peters
Aaron	Planksken	Oakleigh
Connor	Posocco	St Paul's McKinnon JFC
Caleb	Qumivutia	Oakleigh
Matthew	Schwab	St Paul's McKinnon JFC
Brett	Scotland	Murrumbeena JFC
Connor	Seccull	St Peters
Jordan	Skalamera	Oakleigh
Robert	Smith	Oakleigh
Jack	Squires	Murrumbeena JFC
Craig	Sterling	Dingley JFC
Nicholas	Supple	St Paul's McKinnon JFC
Lachlan	Tedde	Beaumaris
Daniel	Thorson	St Paul's McKinnon JFC
Lewis	Trainor	St Paul's McKinnon JFC
Jarrod	Tymms	Murrumbeena JFC
Saxon	Van Oursouw	St Paul's McKinnon JFC
Zach	Vandenhoven	St Peters
Jordan	Vescio	St Peters
Curtis	Ward	Oakleigh
Shai	Wood	St Peters
Sebastian	Zammit	Dingley JFC

**FINANCIAL REPORT  
FOR THE YEAR ENDED  
31 OCTOBER 2014**



# FINANCIAL REPORT FOR THE YEAR ENDED 31 OCTOBER 2014

## **Contents**

**STATEMENT OF COMPREHENSIVE INCOME**

**STATEMENT OF FINANCIAL POSITION**

**STATEMENT OF CHANGES IN EQUITY**

**STATEMENT OF CASH FLOWS**

**NOTES TO THE FINANCIAL STATEMENTS**

**STATEMENT BY MEMBERS OF THE COMMITTEE**

**INDEPENDENT AUDITORS REPORT**

**STATEMENT OF COMPREHENSIVE INCOME  
FOR THE YEAR ENDED 31 OCTOBER 2014**

	Note	2014 \$	2013 \$
<b>REVENUE</b>			
Affiliation Fees		239,868	199,445
Sponsorships		101,800	55,434
Merchandise sales		557,518	307,343
Umpiring Fees		188,661	173,089
Finals Revenue		81,665	49,089
Insurance		48,777	47,059
Interleague		28,366	15,457
Interest received & receivable		7,206	8,264
Grants		57,224	52,356
Fines and investigations		4,845	1,772
Other income		2,029	3,246
		1,317,959	912,554
<b>EXPENDITURE</b>			
Merchandise costs		455,253	277,386
Umpiring costs		184,707	203,968
Employment expenses		279,272	182,145
Finals expenses		72,734	84,687
Functions costs		24,781	13,443
Insurance		44,187	44,313
Interleague		31,984	15,467
Office and general expenses		80,421	63,900
Girls football		9,808	2,030
Moorleigh		9,220	7,262
Tribunal and investigations		2,840	1,380
		1,195,207	895,981
Profit (loss) for the year	<b>2</b>	122,752	16,573

The accompanying notes form part of these financial statements

**STATEMENT OF FINANCIAL POSITION**  
**AS AT 31 OCTOBER 2014**

	Note	2014 \$	2013 \$
<b>ASSETS</b>			
<b>CURRENT</b>			
Cash and cash equivalents	3	565,932	431,523
Receivables	4	7,154	27,841
Inventories	5	0	3,752
<b>TOTAL CURRENT ASSETS</b>		<u>573,086</u>	<u>463,116</u>
<b>NON-CURRENT</b>			
Property, plant and equipment	6	3,520	4,508
Leasehold improvements	6	15,311	0
<b>TOTAL NON-CURRENT ASSETS</b>		<u>18,831</u>	<u>4,508</u>
<b>TOTAL ASSETS</b>		<u>591,917</u>	<u>467,624</u>
<b>LIABILITIES</b>			
<b>CURRENT</b>			
Payables	7	66,285	64,856
Provisions	8	18,460	18,350
<b>TOTAL CURRENT LIABILITIES</b>		<u>84,745</u>	<u>83,206</u>
<b>TOTAL LIABILITIES</b>		<u>84,745</u>	<u>83,206</u>
<b>NET ASSETS</b>		<u>507,172</u>	<u>384,420</u>
<b>MEMBERS FUNDS</b>			
Retained earnings		<u>507,172</u>	<u>384,420</u>

The accompanying notes form part of these financial statements

**STATEMENT OF CHANGES IN EQUITY  
FOR THE YEAR ENDED 31 OCTOBER 2014**

	<b>Note</b>	<b>Accumulated Surplus</b>	<b>Total</b>
		<b>\$</b>	<b>\$</b>
Balance 1 November 2013		384,420	384,420
Surplus (Deficit) for the year		122,752	122,752
Balance 31 October 2014		<u>507,172</u>	<u>507,172</u>
Balance 1 November 2012		367,847	367,847
Surplus (Deficit) for the year		16,573	16,573
Balance 31 October 2013		<u>384,420</u>	<u>384,420</u>

The accompanying notes form part of these financial statements

**STATEMENT OF CASH FLOWS**  
**FOR THE YEAR ENDED 31 OCTOBER 2014**

	<b>Note</b>	<b>2014</b>	<b>2013</b>
		<b>\$</b>	<b>\$</b>
<b>CASH FLOWS FROM OPERATING ACTIVITIES</b>			
Receipts from customers		1,331,274	891,545
Payments to suppliers and employees		(1,176,677)	(848,619)
Interest received		7,206	8,264
<b>Net cash provided by (used in) operating activities</b>	<b>9</b>	<u>161,803</u>	<u>51,190</u>
<b>CASH FLOWS FROM INVESTING ACTIVITIES</b>			
Payments for leasehold improvements		(27,394)	0
<b>Net cash provided by (used in) investing activities</b>		<u>(27,394)</u>	<u>0</u>
<b>Net cash provided</b>		<u>134,409</u>	<u>51,190</u>
Net increase (decrease) in cash		134,409	51,190
Cash at beginning of financial year		431,523	380,333
Cash at end of financial year	<b>9</b>	<u>565,932</u>	<u>431,523</u>

The accompanying notes form part of these financial statements



# NOTES TO THE FINANCIAL STATEMENTS

for the year ended 31 October 2014

## 1. Significant Accounting Policies

### a. Incorporation

South Metro Junior Football League Inc. was incorporated on 5 January 2009.

### b. Basis of preparation

The financial report is a general purpose financial report that has been prepared in accordance with Australian Accounting Standards, Interpretations and other authoritative pronouncements of the Australian Accounting Standards Board and the Associations Incorporations Reform Act 2012.

The financial report of South Metro Junior Football League Inc. as an individual entity complies with Australian Equivalents to International Financial Reporting Standards. Compliance with Australian Equivalents to International Financial Reporting Standards ensures that the financial statements and notes comply with International Financial Reporting Standards (IFRS).

The financial report has been prepared under the historical cost convention modified by revaluations of selected non-current assets, financial assets and financial liabilities for which the fair value basis of accounting has been applied.

The following is a summary of the material accounting policies adopted by the league in the preparation and presentation of the financial report. The accounting policies have been consistently applied, unless otherwise stated.

### c. Accounting policies

#### i. Revenue

Affiliation fees and sponsorships are recognised as revenue on a time proportional basis.

Revenue from the sale of goods, is recognized when the significant risks and rewards of ownership of the goods have passed to the buyer and the costs incurred or to be incurred in respect of the transaction can be measured reliably. Risks and rewards of ownership are considered as having passed to the buyer upon the delivery of goods to customers.

Revenues from the provision of services are recognised upon delivery of the service.

Grant revenue is recognised in the income statement when it is controlled. When there are conditions attached to grant revenue relating to the use of those grants for specific purposes it is recognised in the balance sheet as a liability until such conditions are met or services provided.

Interest revenue is recognised on a proportional basis taking into account the interest rates applicable to the financial assets.

# NOTES TO THE FINANCIAL STATEMENTS

for the year ended 31 October 2014 (continued)

## ii. Cash and cash equivalents

Cash and cash equivalents include cash on hand, deposits held at-call with banks and other short-term highly liquid investments with original maturities of three months or less.

## iii. Inventories

Inventories are measured at the lower of cost and net realisable value.

## iv. Financial instruments

### Receivables

Trade and other receivables when initially recognised are measured at fair value, which normally approximates their nominal value. Subsequently they are measured at amortised cost using the effective interest rate method.

### Payables

Trade and other accounts payable are recognised when the association becomes obliged to make future payments resulting from the purchase of goods or services. When initially recognised they are measured at fair value, which normally approximates their nominal value. Subsequently they are measured at amortised cost.

## v. Property, plant and equipment

Each class of property, plant and equipment is carried at cost or fair value as indicated less, where applicable, any accumulated depreciation and impairment losses.

### Depreciation

The depreciable amount of items of property, plant and equipment are depreciated on a straight line basis over their estimated useful lives commencing from the time the asset is held ready for use.

The assets' residual values and useful lives of assets are reviewed at each balance sheet date and adjusted if appropriate.

The following estimated useful lives are used in the calculation of depreciation:

<b>Class of asset</b>	<b>Useful life</b>
Furniture and Equipment	10
Football Equipment	10
Computer equipment	3

### Amortisation

Leasehold improvements have been amortised over two years

# NOTES TO THE FINANCIAL STATEMENTS

## for the year ended 31 October 2014 (continued)

### **vi. Employee benefits**

Provision is made for the association's liability for employee benefits arising from services rendered by employees to the end of the reporting period.

Employee benefits that are expected to be settled within one year have been measured at the amounts expected to be paid when the liability is settled, plus related on-costs.

Employee benefits payable later than one year have been measured at the present value of the estimated future cash outflows to be made for those benefits.

Contributions are made by the entity to an employee superannuation fund and are charged as expenses when incurred.

### **vii. Provisions**

Provisions are recognised when the association has a legal or constructive obligation as a result of past events, for which it is probable that an outflow of economic benefits will result and that outflow can be reliably measured.

Provisions recognised represent the best estimate of the amount required to settle the obligation at the end of the reporting period.

### **viii. Income tax**

No Provision for Income Tax has been raised, as the entity is exempt from Income Tax under Division 50 of the Income Tax Assessment Act 1997.

### **ix. Goods and services tax (GST)**

Revenues, expenses and assets are recognised net of the amount of GST, except where the amount of GST incurred is not recoverable from the Australian Tax Office (ATO).

In these circumstances, the GST is recognised as part of the cost of acquisition of the asset or as part of an item of the expense.

Receivables and payables in the statement of financial position are shown inclusive of GST.

**NOTES TO THE FINANCIAL STATEMENTS**  
for the year ended 31 October 2014 (continued)

	2014 \$	2013 \$
<b>2. Profit for the year</b>		
Profit for the year has been determined after:		
<b>a. Crediting as revenue</b>		
Interest received and receivable	7,206	8,264
<b>b. Charging as expenses</b>		
Depreciation of property, plant and equipment	989	920
Amortisation leasehold improvements	12,083	0
Doubtful debts	0	(1,973)
Auditors fees	4,500	4,000
<b>3. Cash and cash equivalents</b>		
Cash at bank	67,655	48,993
Interest bearing deposits	498,277	382,530
	<u>565,932</u>	<u>431,523</u>
<b>4. Receivables</b>		
<b>Current</b>		
Trade debtors	27,346	48,033
Less provision for doubtful debts	(20,192)	(20,192)
	<u>7,154</u>	<u>27,841</u>
<b>5. INVENTORIES</b>		
<b>Current</b>		
Merchandise and supplies held for resale at the lower of cost and net realisable value	<u>0</u>	<u>3,752</u>

**NOTES TO THE FINANCIAL STATEMENTS**  
for the year ended 31 October 2014 (continued)

	<b>2014</b>	<b>2013</b>
	<b>\$</b>	<b>\$</b>
<b>6. Property, plant and equipment</b>		
Furniture and equipment at cost	6,510	6,510
Less provision for depreciation	2,990	2,002
<b>Total property, plant and equipment</b>	<u>3,520</u>	<u>4,508</u>
<b>Leasehold Improvements</b>	27,394	0
Less provision for amortisation	12,083	0
<b>TOTAL LEASEHOLD IMPROVEMENTS</b>	<u>15,311</u>	<u>0</u>

**7. Payables**

Trade creditors	17,868	29,631
Other creditors and accruals	48,417	17,587
Income in advance	0	17,636
	<u>66,285</u>	<u>64,854</u>

**8. Provisions**

Provision for employee entitlements	<u>18,460</u>	<u>18,350</u>
-------------------------------------	---------------	---------------

**9. Cash flow**

**a. Reconciliation of cash**

Cash at the end of the financial year shown in the statement of cash flows is reconciled to the related items in the statement of financial position as follows:

Cash at bank	<u>565,932</u>	<u>431,523</u>
--------------	----------------	----------------

For the purpose of the statement of cash flows, cash includes cash on hand and in banks net of outstanding overdrafts



# NOTES TO THE FINANCIAL STATEMENTS

for the year ended 31 October 2014 (continued)

## b. Reconciliation of cash flow from operating activities

Profit (loss) from operations	122,752	16,573
<b>Non-cash flow items in profit</b>		
Amortisation	12,083	0
Depreciation	989	920
Doubtful debt provision	0	(1,973)
<b>Changes in assets and liabilities</b>		
(Increase) decrease in receivables	20,686	(13,894)
(Increase) decrease in inventories	3,752	3,254
Increase (decrease) in payables	1,431	35,185
Increase (decrease) in provisions	110	11,125
<b>Cash flow from operating activities</b>	<u>161,803</u>	<u>51,190</u>
<b>Cash flows from investment activities</b>		
Purchase leasehold improvements	<u>(27,394)</u>	<u>0</u>

## 10. Financial risk management

The leagues financial instruments consist mainly of deposits with banks and accounts receivable and payable.

The purpose of these financial instruments is to finance the leagues operations

The league does not have any derivative financial instruments

### a. Interest rate risk

The leagues exposure to interest rate risk and the effective interest rate of financial assets and financial liabilities both recognized and unrecognized at balance date are as follows:

Financial instruments	Floating interest rate		Non-interest bearing		Total carrying amount		Average interest rate	
	2014	2013	2014	2013	2014	2013	2014	2013
<b>Assets</b>								
Cash	498,277	382,520	67,655	48,993	565,932	431,523	1.64	2.90%
Receivables			7,154	27,841	7,154	27,841		
<b>Total financial assets</b>	<u>498,277</u>	<u>382,520</u>	<u>74,809</u>	<u>76,834</u>	<u>573,086</u>	<u>459,364</u>		
<b>Liabilities</b>								
Payables			84,745	83,204	84,745	83,204		
<b>Total financial liabilities</b>			<u>84,745</u>	<u>83,204</u>	<u>84,745</u>	<u>83,204</u>		
<b>Net financial assets</b>	<u>498,277</u>	<u>382,520</u>	<u>(9,936)</u>	<u>(6,370)</u>	<u>488,341</u>	<u>376,160</u>		

## NOTES TO THE FINANCIAL STATEMENTS

for the year ended 31 October 2014 (continued)

### **b. Net fair values**

The aggregate net fair values of financial assets and liabilities approximate their carrying amounts.

### **c. Credit risk**

The maximum exposure to credit risk at balance date in respect of each class of financial assets is the carrying value of those assets

## **11. Related party transactions**

Transactions between related parties are on normal commercial terms and conditions that are no more favorable than those available to other parties unless otherwise stated

# STATEMENT BY MEMBERS OF THE COMMITTEE

## **Annual statements give a true and fair view of financial performance and position of incorporated association**

We, Peter Ryan and John Barry being

Members of the Committee of the South Metro Junior Football League Inc., certify that –

The statements attached to this certificate give a true and fair view of the financial performance and position of the South Metro Junior Football League Inc. during and at the end of the financial year of the association ending on 31 October 2014.



**Signed:** Peter Ryan - Director

**Dated:** 27 November 2014



**Signed:** John Barry - Director

**Dated:** 27 November 2014

# Independent Auditor's Report

## to the Members of South Metro Junior Football League Inc.

We have audited the accompanying financial report of South Metro Junior Football League Inc. The financial report comprises the Statement of Financial Position as at 31 October 2014, and the Statement of Comprehensive Income, Statement of Changes in Equity and Statement of Cash Flows for the year ended on that date, a summary of significant Accounting Policies and other explanatory notes.

### **Committees' Responsibility for the Financial Report**

The Committee of the League is responsible for the preparation and fair presentation of the financial report in accordance with the Leagues Rules, Australian Accounting Standards (including the Australian Accounting Interpretations) and the Associations Incorporation Reform Act 2012. This responsibility includes establishing and maintaining internal controls relevant to the preparation and fair presentation of the financial report that is free from material misstatement, whether due to fraud or error, selecting and applying appropriate accounting policies and making accounting estimates that are reasonable in the circumstances.

In note 1, the Committee also state, in accordance with Accounting Standard AASB 101, Presentation of Financial Statements, that compliance with the Australian equivalents to International Financial Reporting Standards ensures that the financial report, comprising the financial statements and notes, complies with International Financial Reporting Standards

### **Auditors Responsibility**

Our responsibility is to express an opinion on the financial report based on our audit work. We conducted our audit in accordance with Australian Auditing Standards. These Auditing Standards require that we comply with relevant ethical requirements relating to audit engagements and plan and perform the audit to obtain reasonable assurance whether the financial report is free from material misstatement

An Audit involves performing procedures to obtain audit evidence about the amounts and disclosures in the financial report. The procedures selected depend on the auditor's judgment, including the assessment of the risks of material misstatement of the financial report, whether due to fraud or error. In making those risk assessments, the auditor considers internal controls relevant to the entity's preparation and fair presentation of the financial report in order to design audit procedures that are appropriate in the circumstances, but not for the purpose of expressing an opinion on the effectiveness of the entity's internal control. An audit also includes evaluating the appropriateness of accounting policies used and the reasonableness of accounting estimates made by the Committee, as well as evaluating the overall presentation of the financial report

We believe the audit evidence we have obtained is sufficient and appropriate to provide a basis for our audit opinion

### **INDEPENDENCE**

In conducting our audit we complied with applicable independence requirements of Australian professional ethical pronouncements.

## AUDIT OPINION

In our opinion, the financial report of the South Metro Junior Football League Inc., is in accordance with the Associations Incorporation Reform Act 2012, including

- I. giving a true and fair view of the Association's financial position as at 31 October 2014 and of its performance for the period ended on that date, and
- II. complying with Australian Accounting Standards (including the Australian Accounting Interpretations) and the Associations Incorporation Reform Act 2012.



Christopher D. White

Partner

Crane White & Associates

27 November 2014

Melbourne




## Partners

### Licensed Partners



### Preferred Partners



## Trophies & Promotions



Community Partners



Councils





[www.smjfl.com.au](http://www.smjfl.com.au)

Incorporation Number: A0028567X  
ABN Number: 47 327 665 211

2<sup>nd</sup> Floor, Junior Development Pavilion  
Moorabbin Recreation Reserve  
Linton Street, Moorabbin VIC 3189