



**SOUTH  
METRO  
JUNIOR**  
FOOTBALL LEAGUE

# 2015 ANNUAL REPORT



*It's about the kids*



## OUR VISION

To be the most respected independent junior sporting league nationally.

## OUR MISSION

To provide kids a safe, supportive and inclusive environment which develops, promotes and encourages participation in Australian Rules football.



# Table of Contents

SMJFL Member Clubs	<b>2</b>
Key Pillars of the Strategic Plan	<b>3</b>
People of the SMJFL	<b>4</b>
Chairman's Report	<b>7</b>
General Manager's Report	<b>9</b>
Football Operations Report	<b>14</b>
Umpiring Report	<b>18</b>
Commercial Operations Report	<b>22</b>
Interleague Report	<b>23</b>
Teams Under 8, 9, 10 Mixed & Under 12 Girls	<b>26</b>
Under 11 – Under 17 Premiersip Ladders	<b>28</b>
2015 Premiers, Best on Ground, Best & Fairests	<b>35</b>
Recognition Awards	<b>37</b>
Financial Report	<b>40</b>





## SMJFL Member Clubs 2015

AJAX JFC		EAST MALVERN JFC		ORMOND JFC	
ASHWOOD JFC		EAST SANDRINGHAM JFC		PORT MELBOURNE JFC	
BEAUMARIS FC		HAMPTON FC		PRAHRAN JFC	
BENTLEIGH JFC		HIGHETT FC		SOUTH MELBOURNE DISTRICTS JFC	
BRIGHTON BEACH JFC		MORDIALLOC-BRAESIDE JFC		ST BEDES / MENTONE JFC	
CAULFIELD JFC		MOUNT WAVERLEY JFC		ST KILDA CITY JFC	
CHELTENHAM JFC		MURRUMBEENA JFC		ST PAUL'S MCKINNON JFC	
DINGLEY JFC		NORTHVALE JFC		ST PETERS FC	
EAST BRIGHTON VAMPIRES JFC		OAKLEIGH JFC		WAVERLEY PARK JFC	

# Key Pillars of the 2015-2018 Strategic Plan

## OUR VALUES

The SMJFL believes in:

- **Independence** – to remain independent, strong and viable.
- **Accountability** – the highest level of accountability for all stakeholders.
- **Respect and Tolerance** – to promote respect, tolerance & fairness at all levels.
- **Inclusiveness** – regardless of gender, cultural background, socio-economic status or ability.
- **Communication** - open and transparent.
- **Quality** – a commitment to continual improvement and best practice.
- **Health, Well-Being & Fun** – to foster a community based environment that is family friendly, healthy and fun

## OUR PILLARS

1. **Football** – Maintain quality football competitions, pathways and environments that are safe and fun and which promote health and inclusiveness for all.
2. **Governance** – To ensure that our decision making is independent, professional and accountable for the betterment of our stakeholders, for short to long term interests.
3. **Stakeholders** – Building and elevating the SMJFL brand in the community.





# People of the SMJFL

## SMJFL Board of Directors (Board Meetings Attended)



**PETER RYAN**  
Chairman (8/8)



**MICHAEL OSBORNE**  
Vice Chairman (7/8)



**ROB AIVATOGLOU**  
Director (8/8)



**FELICITY FREDERICO**  
Director (7/8)



**LEWIS BEARMAN**  
Director (7/8)



**PAUL O'TOOLE**  
Director (6/8)



## Members of Staff



JAKE McCAULEY

General Manager



EMILY McINTYRE

Football  
Operations  
Manager



AMANDA BEET

Director of  
Umpiring



ZOE DRIVER

Marketing &  
Administration  
Coordinator

Olivia Crowe left as Director of Umpiring & Female Football Development at the end of March 2015. Bernadette Vaux was employed to fill the role at the beginning of April until July when Amanda Beet assumed the role as Director of Umpiring.

## Part Time Staff

Bruce Eckersall – Accounts

Olivia Clarke – Media Coordinator

Stephen Zayler – Girls Football Coordinator and Interleague Coordinator

David Sheridan – Director of Coaching (Interleague)

Thomas Grundy – Moorleigh Ground Manager

## Work Placements and Interns

Emma Lo Po

Sam Bridges

Allessia Parascandolo

Mason Thorn

Jake Benoiton – Media

Alex Charles – Media



# Umpiring Department

**Head Coach** - David Anselmi

**Coaches and Coordinators**

Phil Scott – 1 Umpire Coach, and Mentors Coordinator

Sam Bridges – 2 Umpire Coach, and St Bedes Academy

Shannon Kirby – Girls’ Coach

Asha Hinton – Boundary Umpire Coach

Nick Bergman – 1 Umpire Assistant Coach, Appointment and Accreditation Coordinator

Thomas Grundy – Registrations and Uniforms Coordinator

Mick Bridges – Payroll Coordinator

*Many thanks also must go to the invaluable group of Mentors who formed and essential part of the Staff and Coaching group.*

## Tribunal Members

**Chairperson**

Sam Hatzi

**Panel Members**

John Bacon

Sharon Daly

Jim Browne

David Meeve

Neil Daly

Gary Oram

## Appeals Board Members

Andrew Clements

Andrew McKenna

Dermot Dann

Matt Fisher

Martin Grinberg

## Life Members

David Andrews

Colleen Inglis

Carl Russo

Doug Willans

Geoff Baylis

Steve Kilpatrick

Bruce Stegelman †

Peter Henwood

Jack Chrapot

Len Manzie

Pauline Stegelman

David Landau

*† Deceased*





# Chairman's Report

It is with great pleasure that I deliver my first annual report as Chairman of the South Metro Junior Football League (SMJFL). To be elected as Chairman was and is an honour. 2015 has seen a changing of the guard with none of the original 7 board members from 2011 now on the Board. I would like to openly thank them for their courage and fortitude to make the structural changes in 2010/2011, which has provided the SMJFL with the foundations to grow and prosper into the successful league you see today. Those foundations will continue to be built upon, as has occurred this year and into the future.

The Board continues to focus on delivering our mission, 'to provide kids a safe, supportive and inclusive environment which develops, promotes and encourages participation in Australian Rules football'. The Board believes by adhering to our values we are on the right path to fulfil this mission.

The Board this year embraced a new league motto, 'It's about the kids', and asked our member clubs to do the same. The response to this small change has been overwhelming. What we have seen is small incremental changes at member clubs ensuring that decisions made now are assessed always bearing in mind that 'It's about the kids'. It certainly has impacted on decisions made at board meetings.

The 2015 season saw over 9,500 registered players from 27 member clubs and six municipalities participate in over 3,000 games across 53 competitions. The league was pleased to have Youth Girls (U18s) teams for the first time with three teams participating in the Yarra Junior Football League competition. With a total of 23 girls only teams competing this season – the same number as the 2014 season – the league has employed a part-time Girls Football Coordinator whose main focus leading into the 2016 season is to assist clubs with the recruitment of players.

One of the most important aspects of delivering such an immense competition is to ensure everyone has an opportunity to play. We know that we have delivered here with the sheer number of registered players participating. What was just as pleasing is that 25 of the 27 member clubs were represented in a final in U11 to U17's and that 18 member clubs had at least one team as premiers; that's diversity.

The SMJFL simply does not run without our umpires and numerous volunteers. To our 370 league umpires, who I call our 28th club; their camaraderie and support for each other and the banter between them is just like what happens in any team at member clubs. They were ably supported by 267 club volunteer umpires looking after the U8 to U10's. All our umpires did a wonderful job in what is often seen as a thankless task, but always remember, no match begins without an umpire!! Then there is the volunteer and support crew at each club, starting with club committees, game day officials, parents, family, friends & supporters, it is this club fabric that makes the league so strong and Australian Rules football such a great game to play and be associated with.

There were some successful new initiatives delivered in 2015. First, the appointment of an Incident Officer at each club. This initiative has allowed clubs to discuss and formulate appropriate sanctions for minor indiscretions. Second, the SMJFL ran the Interleague program internally in 2015, with the new banner of the South Metro Stars. The member clubs, parents and players who were involved, were thrilled with how the program was delivered. The Board is extremely proud of how the Stars represented the league at every outing.

The Board has prepared and presented the SMJFL Sustainability Strategy 2015. This document shall provide structure and guidance for the future development and strengthening of the league. We



would like to thank our member clubs for their input during the various consultation sessions that occurred. We also thank the other stakeholders both inside & outside of the football domain that provided input.

We are lucky at the SMJFL to have such a hard working executive team that allows for the delivery of the above. I would like to acknowledge their contribution in 2015. Aply led by General Manager, Jake McCauley, who was supported by Football Operations Manager, Emily McIntyre, Director of Umpiring, Amanda Beet, and Marketing & Administration Coordinator, Zoe Driver. Without the commitment of this executive team, a successful season such as we had in 2015 would not be possible.

On behalf of the SMJFL Board I'd like to thank and acknowledge our ongoing close working relationship with the AFL, AFL Victoria, St. Kilda FC, Melbourne FC, SFNL, VAFA and the support of our corporate partners, interleague coaches and support staff.

I personally would like to thank my fellow board members who make this role so enjoyable. To my Vice Chairman, Michael Osborne, thank you for your support during my first year, to Cr. Felicity Frederico, Paul O'Toole, Rob Aivatoglou, Lewis Bearman, thank you all; we banter, we discuss, we make decisions but most importantly we walk out as one. We are a team.

To Felicity & Paul who are retiring at this year's AGM, a special thank you for your significant contributions over the past 3 years. Paul with his knowledge of club administration and football has been an active member in the Football Talent & Pathway committee each year, while Felicity's knowledge of local government and passion for girls' football has seen her be an active member in our Stakeholders & Corporate Governance committees. I wish them both well in the future.

I look forward to another exciting year in 2016, when once again, 'It's about the kids'.

Cheers,

PETER RYAN,  
CHAIRMAN



# General Manager's Report

I am pleased to present my fourth report as General Manager of the South Metro Junior Football League.

In the short history (2012-15) of the SMJFL, 2015 has been the best year so far; with success for the league both on and off the field.

On the field the SMJFL continues to grow with 399 SMJFL teams participating in 2015. With 366 boys/mixed teams, this makes the SMJFL the largest boys/mixed junior football competition in Australia. Girls' football continues to be a key strategic priority of the league and we hope to grow this next year with inaugural Under 9 & Youth Girls (Under 18) competitions. The league also continues to have the best grading of any junior league in Melbourne.

Off the field the league continues to have the strongest partners program of any junior league in Melbourne. Additionally, the SMJFL remains a junior sport industry-leader with initiatives such as:

- SMJFL Sustainability Strategy
- SMJFL Player Retention Working Party
- SMJFL Match Day Behaviour Working Party
- SMJFL Girls Football Working Party
- SMJFL Secretaries Scoop & Secretaries Corner
- SMJFL Grading & Margin Analysis
- SMJFL Surveys
  - End of Season (Club) - Coaches
  - Players (U14-U17) - Player (Girls)
  - Club Volunteer Umpires - League Umpires

These initiatives allow the league to continue to provide best practices in junior sport and by doing so achieve the league vision; *'to be the most respected independent junior sporting league nationally'*.

## Quality League Management Program

This year the SMJFL again received a perfect score (100%) in the Quality League Management Program. AFL Victoria's initiative is an annual assessment of league governance and administration. This is the second year in a row that the SMJFL has scored 100%.

## Quality Club Program

Any football league, whether a community league or the AFL, is only as strong as its weakest Club. The SMJFL is fortunate to have twenty-seven junior football clubs that are well administered. This is reflected by the fact that the SMJFL is one of only two leagues in Australia to have every member club accredited in the AFL Swisse Quality Club Management Program.

However, with a new program recently announced, the SMJFL will be working closely with member clubs to ensure we continue to have 100% accreditation.



## Community & Social Engagement

In 2015, the SMJFL continued its partnership with its official charity, Robert Connor Dawes Foundation (RCD Foundation, formerly 'RCD Fund'). The purpose of the partnership is to assist the RCD Foundation in raising awareness for brain cancer and to donate fundraising monies to the organization so they can continue to support brain matters in research, care and development.

This year, the partnership expanded to include RCD Foundation logo on all SMJFL match footballs (used in over 3,000 matches). Additionally, the SMJFL implemented the following:

- **Fundraising**
  - The SMJFL community raised \$4,141.45 for RCD Foundation. This take the two-year total to over \$8,100.
- **Branding**
  - Grey tape worn on the playing jumpers of all SMJFL *JDL Strategies* Lightning Carnival players
  - RCD Foundation branding and advertisement via the website and key events such as the *JDL Strategies* Lightning Carnivals & the SMJFL *MONJON / JDL Strategies* Finals Series

On behalf of the league, I'd like to thank the RCD Volunteers and in particular Liz Dawes (Executive Director, RCD Foundation), for their tireless work.

## SMJFL Sustainability Strategy

A major project undertaken this year was the SMJFL Sustainability Strategy. The strategy document is the first of its kind, so no-one could've predicted how big an undertaking this would be. Hundreds of working hours were invested by the project managers, SMJFL board & administration, member clubs and football stakeholders. The result is a document that will guide junior football in this region for the short, medium and long-term.

By the AFL's own reckoning, the project is thought-leading and another example of the SMJFL being a dynamic and progressive league. All stakeholders can be proud of their input into a document that could be used by many other junior football leagues around the country.

The report lists 13 recommendations for the league, clubs and stakeholders to aspire to achieve. 2016 will see the league start to work towards achieving the recommendations.

I'd like to thank Richard Simon (Simon Leisure) for his exceptional work as Project Manager. Richard went above and beyond in his expected duties and the final report has been discussed for potential awards in 2016.

On behalf of Richard and the SMJFL, we thank all stakeholders for their attendance, cooperation and significant input into developing the report.



Lastly, one of the great benefits of the SMJFL Sustainability Strategy has been that the project has brought member clubs and the league board/administration closer together. While the league has always enjoyed a positive bond with the Clubs, the relationship between the league and clubs has never been stronger. This provides a foundation for the league to achieve great things over the coming years.

### **AFL Junior Match Policy**

2015 marked the second season of the AFL Junior Match Policy implementation in the SMJFL. The AFL and Deakin University conducted a thorough two-year research project into the effectiveness of the new rules and the SMJFL was one of the leagues researched. The results showed that the SMJFL rules and implementation of the rules were the benchmark for other leagues to aspire to.

These results couldn't have been achieved without the efforts of the club administrators, coaches and players, who participated in accordance with the rules. Finally, thank you to the wonderful Club Volunteer Umpires who officiated the matches and ensured the kids had the best possible playing experience.

### **Player Retention Working Party (PRWP)**

The PRWP continued its third year of work and in 2015 implemented a number of key initiatives, which were:

#### **1. Colts Representative Match vs. YJFL**

The inaugural Colts Representative Match was deemed as huge success by all participants. The league has committed to continuing with the initiative next year and would like to thank all clubs, officials and players for their support of the concept in 2015.

#### **2. Player Survey (Under 14-Under 17)**

The Player Surveys have now provided the league with over 1,300 responses in the past three years. This feedback has been vital in assisting the league to make changes to the structure of the competition.

#### **3. Pre-Season Coaches' meeting**

The pre-season coaches meeting was held for the first time, with over 95% of the league's 399 coaches in attendance. This forum will be continued in 2016 and provides the league with direct access to the most influential people on match day; the coaches.

#### **4. Set time for all Under 17 matches**

Consistent match times were trialled, with games scheduled close to 2pm this year. The league now has year-to-year comparisons from mid-morning matches (2014, 11am) and afternoon matches (2015, 2pm).

#### **5. Presidents' Dinner**

Expanded this year to include more club representatives and league corporate partners. A wonderful way to wrap up the season.

#### **6. Player recognition Initiatives**

The following number of players, that have played 7 & 10 years within the SMJFL / MSJFL, have been formally recognised:

- a. 10-year players: 70
- b. 7-year players: 429

Pleasingly, in 2015 the SMJFL had 20 Under 17 teams, which is the highest amount of Under 17 teams in the history of the league. This is a reflection of the work of both the PRWP and the clubs, to increase player retention through older age groups.



**Media**

*Website*

Use of the SMJFL website continued to grow in 2015, with 3.72 million hits from 1 January 2015 to 30 September 2015. An increase of 12.3% from the same period in 2014.

Website hits - [www.smjfl.com.au](http://www.smjfl.com.au)

Month	2015	2014
Jan	24678	22705
Feb	60275	57750
Mar	91072	110558
Apr	637606	516456
May	1009315	799801
Jun	667883	608262
Jul	571443	526753
Aug	614246	527732
Sep	44836	73221
Oct	N/A	28446
Nov	N/A	20359
Dec	N/A	20078
<b>Total</b>	<b>3721354</b>	<b>3312121</b>



*\* At time of report, only website hits to 30 September have been released*

This result can be attributed to the sterling work of Zoe Driver and the media team (Olivia Clarke {Media Coordinator}, Jake Benoiton {Media Intern} & Alex Charles {Media Intern}), who have developed website content this year.

In 2014, the website usage ranked the SMJFL as the 12<sup>th</sup> highest of any community football league in Australia. The national report for 2015 will be released by Fox Sports Pulse & AFL in early 2016.

*Social Media*

SMJFL key social media platforms continue to increase.

*Facebook:* 2,634 likes, up from 1,959 at 31/10/2014.

*Twitter:* 563 followers, up from 369 at 31/10/2014.

*Instagram:* 769 followers, up from 27 at 30/10/2014.

The league will continue to develop its social media activations as it's a key communication medium for engaging league officials, players & supporters.

**Staff**

I would like to thank my wonderful staff for their efforts this year. The league is fortunate to have such capable and committed staff.

Emily McIntyre furthered her development this year and on a number of occasions acted as the interim GM. Emily is responsible for the scheduling, grading and managing of over 3,000 matches a season and she continues to prove why she is one of the leading Football Operations Managers in metropolitan Melbourne.

The league has benefited enormously from having a full year with Zoe Driver as the Marketing & Administration Coordinator. Zoe has taken our administration, events and corporate partnership management to the next level and is a valued asset of the team.

The Director of Umpiring role saw three people move through the position this year. Olivia Crowe was employed from October 2014 to April 2015, before resigning due to health issues. A familiar face in Bernadette Vaux filled the role in an interim capacity from April to July. The league thanks Bernadette for filling the role, as the success of the 2015 season couldn't have been achieved without her contribution. In late June, Amanda Beet joined the SMJFL as the Director of Umpiring. Amanda has moved seamlessly into the role and has become an important team member. In 2016 she will act as both the Director of Umpiring and the Director of Interleague.

Lastly, thanks to Bruce Eckersall (SMJFL Accounts), Tim Marshall (SMJFL Interleague, Director of Coaching), Stephen Zayler (SMJFL Interleague Coordinator), Thomas Grundy (SMJFL Moorleigh Ground Manager) and Olivia Clarke (SMJFL Media Coordinator) for their contributions this year.

### **Board**

On behalf of the league, thank you to the Board for their efforts and support this year. The league is blessed to have such talented and committed Directors, who volunteer their time to ensure that the league continues to be one of the leading junior leagues in the country; while always acting with the league's tagline "*It's about the kids*" in mind.

### **Club Committee Members**

Thank you and well done to the approximate 300 club committee members that manage 27 Clubs, 399 teams and 9,500+ players. The success of the league cannot be achieved without your ongoing efforts.

Volunteer hours are the most precious asset a club has and so every decision the league administration makes, it makes it with the thought of club volunteers in mind. A number of initiatives this year – such as combining two events to the one night (AGM & Partners Trade Show), or combining communication to one email or website address (Secretaries' Scoop & Corner) – were aimed at reducing the administration burden. We look forward to working with clubs to further reduce club administration.

### **Club Volunteers**

The league couldn't operate without the dedication and input of thousands of volunteers every year and so I would like to thank and pay tribute to the people that assist the SMJFL in providing opportunities for over 9,500 players to play every weekend. Volunteers are the lifeblood of community sport so thank you for your commitment to the SMJFL and the great game of Australian Rules Football.

### **Stakeholders**

Finally, thank you to all key stakeholders in the region, which includes the AFL, AFL Victoria, AusKick centres, senior competitions (VAFA & SFNL) and their Clubs, TAC Cup Clubs, local Councils, state & federal MP's, St Kilda FC & Melbourne FC. While Australian Rules football continues to grow within the region, challenges remain. So a collaborative approach, with strong partnerships & pathways, is needed to ensure that the sport remains strong and vibrant at all levels within the region.

### **Summary**

The 2015 season was a great year and lays a strong base for the future of the SMJFL. The league looks forward to working to achieve its vision and become '*the most respected independent junior sporting league nationally*'.

JAKE MCCAULEY  
GENERAL MANAGER



# Operations Report

The 2015 season again saw an increase in team numbers meaning even more hours from our dedicated club and parent volunteers who I'd like to thank for their time and efforts throughout the season.

## Girls Football

Girls team numbers remained stagnant in 2015 with 23 teams again taking to the field each week. Pleasingly, for the first time, we fielded three Youth Girls (U18 teams) teams. Unfortunately, we couldn't quite get enough teams for our own competition but a big thank you to Shaun Dowling and Peter Nicholls from the Yarra Junior Football League for hosting Highett, St Peters & eventual premiers East Brighton Vampires in their Sunday competition. The SMJFL has established a Girls' Footy Working Party and employed a part-time Girls Football Coordinator (Stephen Zayler) to assist clubs with retention and recruitment of players for the 2016 season.

Melbourne Football Club continued as the community partner of Girls Football, this year becoming the naming rights sponsors of our U15 girls' competitions. A big thanks Debbie Lee and the team for their ongoing efforts in supporting SMJFL to grow junior girls' football within our region.

## Interleague

2015 was a big year for Interleague with the SMJFL taking over the running of the U14 & U15 boys for the first time. The SMJFL would like to thank Sandringham Dragons for their work in this space over a number of years and we look forward to a fruitful partnership moving forward. Further details on each of the Interleague campaigns – including the U16 Girls' first ever win – can be found later in this Annual Report.

## Lightning Carnivals

With 142 mixed and 7 girls teams participating this year, the Lightning Carnivals were an enormous success. A huge thanks to Port Melbourne, Bentleigh, Prahran and Highett for hosting this year's events.

Congratulations to all the teams for their efforts during the season.

## Finals Series

The finals were again a success with 25 out of 27 clubs having at least one team participating at the 'business end' of the season, and 18 clubs having at least one a premiership winning team.



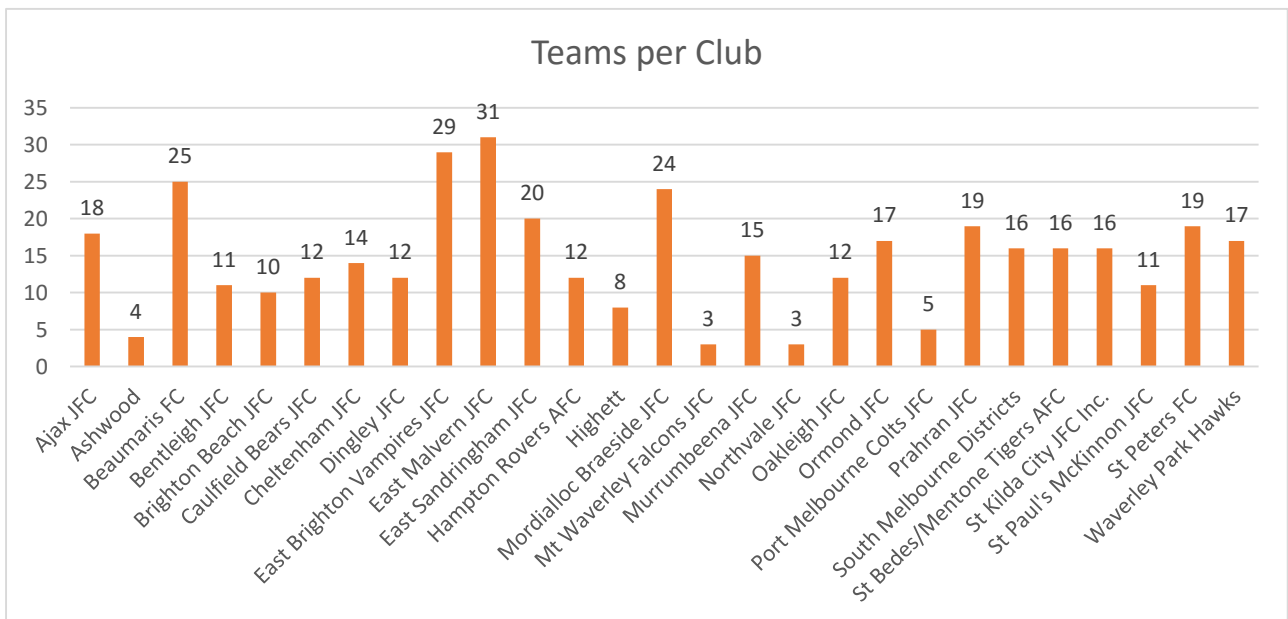
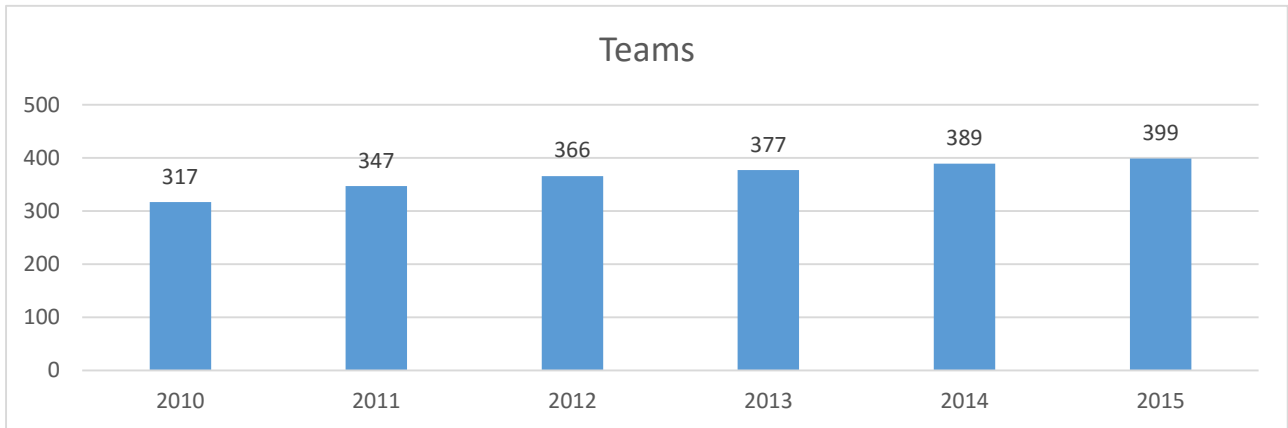
One of the stand-out games of the finals saw Hampton Rovers kick a goal after the siren to beat a gallant East Malvern Knights in the McDonald's Under 16 Div 1 Grand Final.

Thanks to Ajax, Bentleigh, Caulfield Bears, East Sandringham, Hampton Rovers, Highett, Mordialloc-Braeside, Mt Waverley, Northvale, Oakleigh, Prahran & Waverley Park for playing host to a record 84 Semi & Preliminary Finals. Grand Finals were hosted at Trevor Barker Oval (Sandringham Zebras FC), Meade Reserve (Clayton FC), Mentone Grammar (Old Mentonians FC) and, for the first time since the league introduced gated venues, Toorak Park (Prahran) and Jack Barker Oval (Cheltenham FC). Thanks to all host clubs for helping make the 2015 final series a success.



## Team Numbers

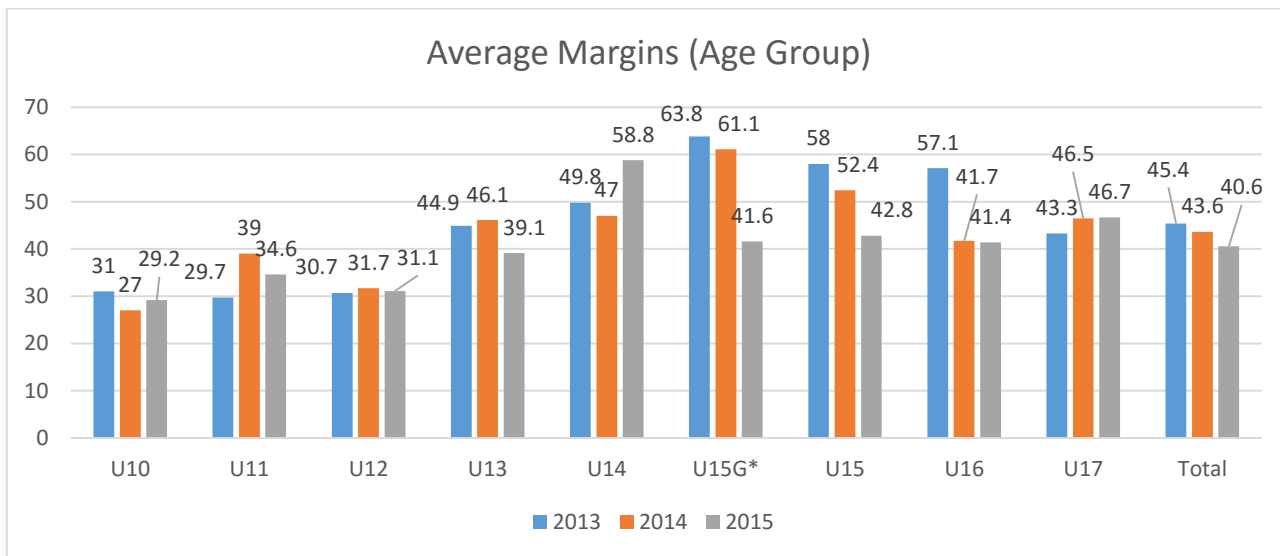
SMJFL team numbers continued their upward trend in 2015 with a total of 399 teams participating in 53 competitions.





### Grading

2015 was the first season clubs were asked to select their own grades for age groups up to U13s (previously just modified rules). This proved to be a great success with the average margins for U11-U13 age groups decreasing from 38.9 in 2014 to 34.9 in 2015. Overall, average margins from U10-U17s decreased from 43.6 to 40.6. Significantly, our oldest girls age group (U15 in 2015 & U16 in 2014) saw a massive decrease from 61.1 points per game down to 41.6 points per game. To prove there is always room for improvement, disappointingly, the U14 competition saw a large jump.



For the first time, margins have also been broken down into prior to (rounds 1-4) and after (rounds 4+) re-grading. In the vast majority of age groups, margins decreased significantly after round 4 which shows the league's re-grading process works.

### Average Margins (Age Groups by Round)

Age	Rounds 1-4	Rounds 5-15	Change
U10	34.1	27.6	-6.5
U11	35.8	34.3	-1.5
U12	34.9	30.2	-4.7
U13	42.7	38.7	-4.0
U14	75.1	54.8	-20.3
U15G	58.9	36.3	-22.6
U15	43.4	43.7	0.3
U16	61.0	35.7	-25.3
U17	53.7	45.3	-8.4



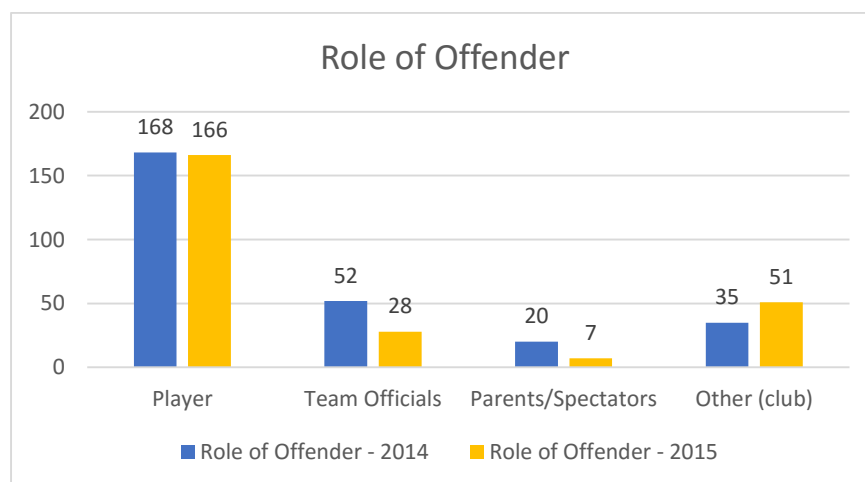
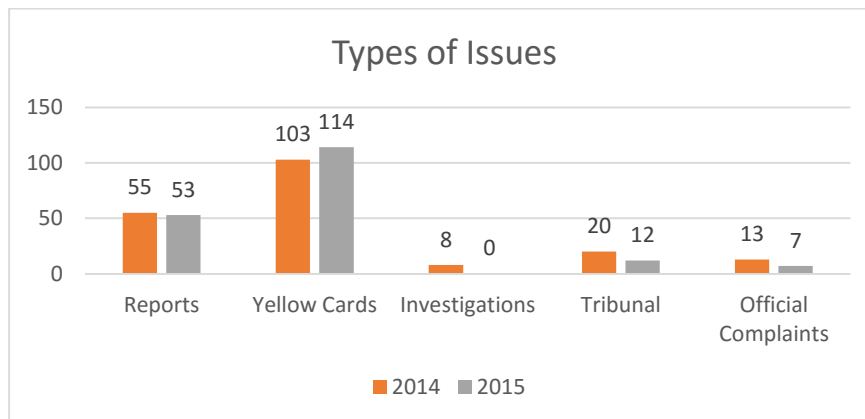
## Discipline

Umpires were this year asked to rate the behaviour of players, officials and spectators either 'good', 'fair' or 'poor' for each game throughout the season. This was one of the main initiatives of the Match Day Behaviour Working Party and one that will be continued in the future. Congratulations to Hampton Rovers, St Peters & Ajax for taking out the top 3 places in the award for the club with the best average rating across all teams. The league was happy to have 22 of our 27 clubs score above 98% for Good-Fair match-day behaviour ratings.

The league encouraged each club to have a dedicated Incident Officer in 2015, someone who would be the first point of call for clubs to deal with issues throughout the season. Whilst there's always room for improvement, overall, this initiative was seen as a success. Thanks to all those that gave up their time for what can be a very time consuming role.

Sam Hatzi took on the role of SMJFL Tribunal Chairperson on a permanent basis which led to more consistent processes and outcomes throughout the season. A big thanks to Sam and all our other wonderful Tribunal members who give up their time on a regular basis.

The following is a summary of the issues that were dealt with over the course of the year as well as the types of offenders.



EMILY MCINTYRE,  
FOOTBALL OPERATIONS MANAGER



## Umpiring Report

As in previous seasons, the SMJFL Umpiring department continues to move forward – always clear in its mind of the overriding objective of creating the best junior umpiring group in Australia, and always considering the enjoyment and development of the players that take the field each week. Looking to the future, we will soon be investigating the number and types of umpires provided to each and every age level to ensure the best game-day outcome we can achieve.

### Umpiring Modified Rules

During the 2015 season 267 club volunteer (adult) umpires were accredited to officiate in the mixed U8-10 and Under 12 Girls modified rules competitions, a similar number to 2014. Around one quarter of these were continuing on from the year before, showing that clubs were actively recruiting new parents in this challenging yet rewarding role, as well as retaining many parents who were happy to continue umpiring.



On game days these umpires (one per team) worked together to officiate matches and provide encouragement and guidance to our youngest players, with the view of maximising their enjoyment of the game they were being introduced to, and developing their base skills – in order that these can be built on once they ‘graduate’ from modified rules into the more traditional form of the game.

Based on feedback from a survey conducted mid-season, 75% of club umpires stated that the most enjoyable thing about the role was participating in their child’s sport. In addition, 43% stated that teaching players and watching them improve during the season was also a highlight. Unfortunately, it was fairly easy to predict that the least enjoyable part of the job, according to most responses, was negative parent behaviour on the sidelines.

### SMJFL Umpire Retention

One of the major indicators of the success of the 2013 Umpiring Department restructure was to be the number of umpires who chose to return in 2014.

2015, as in 2014 saw 65% of the total number of registered umpires having umpired previously – despite reducing the training schedule to only once per week. Obviously having a base of umpires who have officiated at least one previous season results in a higher level of match day skill and knowledge. Many of these umpires also attained their AFL Level 1 Umpiring accreditation in line with our aim to have a minimum of 50% of any 2<sup>nd</sup> year umpires accredited by the end of the season.

### SMJFL Umpire Coaching Team / Training

The umpire coaching team continued to develop under the guidance of new Head Coach, David Anselmi. This included ensuring all of our coaches are accredited to a minimum Level 1 standard which we believe is vital to maintaining a solid grounding for our umpires.

In 2015, the SMJFL Umpiring Department operated 2 training academies, one at East Bentleigh (Moorleigh Reserve) for all umpires and the other at St Bedes College in Mentone. The St Bedes academy was provided only for students at the school, and was formed in response to a number of students at the school expressing interest in umpiring.

Our ‘girls only’ field umpire coaching team once again provided a comfortable environment for females to learn the skills of field umpiring without feeling intimidated by males who form the vast majority of numbers in field umpires. This team was led by coach Shannon Kirkby, an exceptionally talented umpire in her own right; winning the Joanne Cox Medal for Excellence at the AFL Vic Female Umpiring Academy this season – congratulations Shannon! 2015 saw the continuation of the

AFL's 'Green Shirt' program, requiring beginner umpires to wear a green coloured shirt in their first season to clearly indicate that they are learning, we actually require them to wear this until they have officiated at least 30 matches. Once 30 games are achieved, umpire competency was assessed to ensure that graduation to 'orange shirt' truly reflects a competent level of skill and knowledge.

The SMJFL Experienced Umpire Team was created in 2014, and the initiatives begun last year continued into 2015, enabling less experienced umpires to be matched and appointed with a mentor to provide 'on the spot' match day coaching. This program provides valuable outcomes: 1) additional coaching for young umpires as they make a step to a higher level of competition; and 2) development of mentoring skills in the more experienced umpires – recognising their skill, knowledge and experience and encouraging them to continue their much valued role in our junior organisation.



Just as players enjoy meeting, and learning from players who are playing at the highest level, so too do young umpires benefit from interacting with AFL umpires. 2015 saw our umpiring team visited by AFL field and boundary umpires, who participated in a training session, and shared their knowledge and passion for the role they play in football at an AFL level.

### Umpiring demographics

	2013 (U9-17)	2014 (U11-17)	2015 (U11-17 + U18 Girls)
<b>Total no. games – season</b>	2832	1926	1890
<b>Average no. games (umpire appointments) per wk – H&amp;A</b>	185 (323)	121 (230)	115 (242)
<b>No. games unfilled – season</b>	125	93	31
<b>Average % fill rate – season</b>	95.6%	94.88%	98.2% (H&A)
<b>Total no. registrations received</b>	519	418 #	370 #
<b>No. of umpires umpired at least one (1) game</b>	419	405	321
<b>No. first year umpires</b>	261	131 #	130 #
<b>No. female umpires</b>	75	65	48
<b>No. umpires did not return following year</b>	242	178	Available 2016
<b>Mentors</b>	23	32	20
<b>Avg no. umpires mentored per week</b>	20.1	29.2	25.5
<b>AFL Level 1 Umpire Accreditations completed</b>	41	38	32

# In 2014 the minimum age for umpire registration was raised from “must be at least in Year 7 of secondary school” to “must be at least in Year 8...” this has continued into 2015.

Our Appointments Coordinator Nick Bergman has done a spectacular job this year, with a fill rate of over 98% for the Home and Away season (based on games having at least 1 field umpire appointed), as well as ensuring 100% of field, boundary and goal umpires were supplied for all finals where required. This was despite our scheduling program having many hiccups early in the season which were beyond our control. One of our aims for next year will be to increase the number of boundary umpires appointed.



### Treatment of Umpires

Once again, as per last season, abuse and intimidation of umpires flourished in 2015 – with team officials again featuring unacceptably high in the number of incidents / reports. Expectations of umpire perfection continues despite being wholly unrealistic and destined for disappointment. Several lengthy sentences were handed out to officials, and hopefully this will send a message to the competition that we will not tolerate any abuse (in any form) of our umpires – whether they are official SMJFL or our parent volunteers. Unfortunately, a few of these officials, even after going to tribunal and being found guilty, still could not see that what they had said or done was wrong, which was extremely disappointing.

### 2015 Season highlights

- Community Umpiring Round saw 4 of the SMJFL’s “up and coming” umpires have the opportunity to participate in the AFL’s “Game Day” experience at Etihad Stadium.
- AFL umpires Chris Donlon, Ian Burrows and Nick Brown attended SMJFL umpire training – conducting a Q&A session and giving insights to AFL umpires.
- SMJFL umpires officiated the Vic Metro Junior Championships U15 (Div 2) Grand Final – Logan Webster, Hamish McCartney and Ryan Vaux (field), Kyle Anderson and Wade Anderson (boundary), and James McCartney and Mark Vormwald (goal)
- VAFA Umpiring Director Brian Goodman attended training – providing insight into senior umpiring and the pathways available for our more experienced umpires.

### Award Winners

Not realised by most people is the fact that our umpires, like the players, have an awards night. This year, it was held at the Kingston City Hall on the 18<sup>th</sup> August. Guest speaker for the night was AFL field umpire Rob O’Gorman, who is himself an “old boy” of our league, having done his junior umpiring with the then, MSJFL. A terrific night was had by all, with a large crowd in attendance, and not one umpire booed all night!

Congratulations to the following umpires for taking out this year’s awards: **Doug Haworth** (Golden Whistle), **Leo Laucher-Linares** (Best 1<sup>st</sup> Year Umpire), **Marcus Aparo, Joseph Aloj, Olivia Halliwell & Joseph Corio** (Training Awards), **Cassandra Collier** (Female Encouragement Award), **Davis Schaeche, Jackson Gillespie, Olivia Vesely and Amber Stelling** (Encouragement Awards), **Joerie van Riet** (Boundary Umpire Award), **Nathan Guy** (SMJFL-SFNL Umpiring Pathways Development Award) and **Hugo Burstin** (VAFA Most Promising Umpire Award).



## Conclusion

2015 proved to be another year of change and growth for the umpiring department and the League as a whole. Our volunteer parent umpires are now an accepted part of the system and, by officiating the games of our developing young players, enable our “official” umpires to develop their skills by officiating the format of the game that they are more familiar with, which enables growth and development of the modified rules players by having adults on-field who encourage and guide their development.

The fact that, for two years now, 65% of the umpires registered in the SMJFL were at least in their 2<sup>nd</sup> year of umpiring is pleasing and makes us confident that the structure and training plan adopted back in 2013 is proving to be successful and, with persistence, should continue to benefit game day outcomes. We intend encouraging further recruitment of umpires by going back to the 2014 model and making at least 2 training sessions available to all umpires.

If we had one aim for 2016 it would be not to have even one official reported for umpire abuse. When coaches in particular begin to realise that if umpires are respected and not abused they will umpire in a more relaxed manner, allowing them to better control the game, then we will begin to truly move forward. Umpires are not responsible for player behaviour – coaches are!

Recognition and thanks is due to the umpire coaching team and game day mentors, led by Head Coach David Anselmi - coaches Phil Scott, Nick Bergman, Shannon Kirkby, Asha Hinton and Sam Bridges have put so much time, energy and passion into making our umpires as good as they can be, and ensured our League is highly regarded in umpiring circles.

The Umpiring Department is grateful for the continued support of the SMJFL Board and member clubs, along with that extended to us by AFL Victoria, the Southern Football and Netball League, the Southern Umpires Association, and the Victorian Amateur Football Association.

Finally, I would like to thank Olivia Crowe who began this season and did the hard work setting it all up as Director of Umpiring before having to relinquish the position due to her health. We all hope she is well on the road to recovery. As well, a large debt of gratitude is owed to Bernadette Vaux, who stepped in to hold the fort until Olivia’s replacement could be found – as always Bernie did a spectacular job. I am looking forward to the challenge of 2016 and can’t wait for Round 1 to roll around so our umpires can once again show the world just how good they are.

AMANDA BEET,  
DIRECTOR OF UMPIRING.





# Commercial Operations Report

## SMJFL Partners' Program

The SMJFL Partners Program continues to provide a significant benefit to member clubs, with the total net revenue providing a \$422.88 discount per team to Clubs. This means that for many clubs, the Partners Program will be the major sponsor for the Club.

	2015	2014	2013
<b>Total</b>	<b>\$168,729.00</b>	<b>\$204,065.00</b>	<b>\$85,391.00</b>
<b>Teams</b>	399	391	377
<b>Per Team</b>	<b>\$422.88</b>	<b>\$521.91</b>	<b>\$226.50</b>

The ongoing success of the Partners Program allows the SMJFL to provide member clubs with the:

- Lowest team affiliation fees of any independent junior football league in Melbourne
- Lowest apparel prices (jumpers, shorts & socks) of any junior football league in Melbourne
- Lowest Sherrin match football prices of any junior football league in Melbourne
- Equal lowest Grand Final (adult) ticket prices of any league in Melbourne

The league thanks all member clubs for their ongoing support of the Partners Program.

### *Merchandise*

Net merchandise profit reduced from \$92,143 in 2014 to \$69,308 in 2015. This was expected as the 2014 result included one-off apparel purchases for Clubs. The 2015 result is slightly enhanced due to Clubs purchasing Sherrin match footballs. It's anticipated that 2016 football purchases will be slightly lower as Clubs may have existing stock to use in 2016.

### *Sponsorship*

While overall sponsorship for the year is slightly down, the net profit margin on sponsorships is up, meaning the league has never been in a stronger commercial position than it is right now.

### *Grants*

Grants increased in 2015 courtesy of funding acquired for the SMJFL Sustainability Strategy Project. The SMJFL would like to thank the project funding partners; AFL Victoria, Bayside Council & Kingston Council.

## Corporate Partners

The SMJFL is fortunate to have the wonderful support of 28 corporate partners & suppliers. The success of the SMJFL could not be achieved without their ongoing support and a full list of the SMJFL partners is listed later in the annual report.

In particular, we thank McDonald's South-East Alliance for their continued support of junior football within the region. As the Development Partner of the SMJFL, McDonald's SEA continue to go above and beyond with their support of local football. As the league grows, so does the partnership with McDonald's SEA and we look forward to a healthy relationship for many years to come.

## Commercial Operations Department –

JAKE MCCAULEY  
GENERAL MANAGER

ZOE DRIVER  
MARKETING & ADMINISTRATION COORDINATOR



# Representative Football – Interleague Report

This year's Interleague campaign saw many new achievements. The renamed South Metro Stars were prepped and ready for the 2015 Interleague Campaign. The SMJFL had decided in 2014 that the SMJFL Interleague teams needed new identity and brand; a name to cheer and a song to sing when victorious. This new look also saw a re-design of the Interleague uniform to clearly distinguish SMJFL from opponents.

Furthermore, the SMJFL took over the management of the U14 and U15 Interleague competition, which was previously organised by the Sandringham Dragons in joint partnership with the SMJFL., The SMJFL now fully administers the entire SMJFL Interleague program.

2015 saw two divisions in the U13, U14 and U15 age groups, with one U16 Youth Girls team. Over 450 players across the SMJFL were nominated for the Interleague program. All SMJFL clubs with eligible teams nominated players for the Interleague competition with each age group having over 70 per cent of SMJFL clubs represented in the final squads.

## Under 17 – Colts

The most recent representative competition was the U17 Colts Challenge Shield match played in September. The SMJFL participated in the inaugural match against a Yarra Junior Football League (YJFL) team. The South Metro Colts were a representative team, with every club with an Under 17 team nominating players for selection. The match saw our players perform valiantly under immense pressure from the YJFL, but in the end the Yarra side won the inaugural shield by 30 points. The Best On Ground for the SMJFL side was Tom Maloney from South Melbourne Districts.



## Under 16 – Girls

For the second year, the U16 Youth Girls team participated in the AFL Victoria Metro Junior Championships, with coach Laura Kane leading the girls to their first victory. After being defeated in their first two games to YJFL 1 side and the South East Juniors (SEJ) respectively, they managed to overcome the YJFL 2 side by 47 points. A great moment of the tournament was seeing the girls sing the Stars' team song for the first time. Leora Elias, Abbey Goulet, Bryanna Arnold and Isabel Molino were awarded for their spectacular efforts during the girls' campaign.





### **Under 15 – Boys**

SMJFL's U15 South Metro Stars had some tough battles in their AFL Victoria Metro Junior Championships. Without nine Division 1 players from the 2014 U14 squad, it was always going to be a learning curve for the U15s about the skill level and determination of the top-grade interleague players from YJFL, the Essendon Districts (EDFL) and the Eastern Football League (EFL). The Division 1 side, led by Coach Nathan Beaumont, saw a draw in their first match against the EDFL, a huge improvement in the 2014 27-point loss to the side. The next two games in this year's competition saw the Stars going down by 77 and 50 points to YJFL and EFL respectively. Standouts for the U15 Div 1 team were Sam Forbes, Joel Crocker, William Kennedy and Hugo Read.



The U15 Division 2 side also had a challenge ahead of them, however they were able to claim victory over their EDFL opponents by seven points. Again beating their performance of a five-point loss to the side in 2014. The next two games were a test for the stars of how victories can be claimed quickly. The next match saw the U15 Division 2 Stars unable to overcome the first-quarter dominance of the YJFL team, going down by 32 points. While the Round 3 match saw the EFL break free from the closely fought match and win by 16. Both U15 sides improved on their 2014 performances and should be proud of what they achieved during the competition. Players recognised for their efforts in the U15 Division 2 team were William D'Amico, Adam Ossip, Callum Jones, Flynn Wood and Lachlan Jones.



### **Under 14 – Boys**

After wins over both the EDFL and the EFL during the Championships, the U14 Division 1 Stars faced off against the YJFL in the Grand Final. The team, coached by Sam Calogero, were focused on the process of each game rather than the scoreboard results throughout their competition. YJFL, being undefeated for the whole competition, were a difficult side to face in the last match. In the Grand Final, the Stars were only down by 12 points at quarter time and the match

could have gone either way. During the second quarter, the Stars came out firing to level the scores, sending a fierce message to the Yarra side. However YJFL managed to pile on the goals towards the end of the second quarter and dominated the play for the rest of the match, claiming the Grand Final victory. The best performers for SMJFL across the competition were Jack Mahoney, Jeht Brazionis, Joshua Le Grice, Jack Toner, Riley Virtue, Jack Neil and Fischer McAsey.

The U14 Division 2 side was unfortunate to not make it into the finals despite some great displays on the field. After a decisive victory over the EDFL side at home for the first round, another strong performance was needed to make it into the Grand Final. Although YJFL proved too strong as an opponent for round 2, the round 3 match-up was a close one right until the end. The Stars eventually went down by eight points. Both divisions in the U14 age group had a fantastic competition and we look forward to seeing what these boys can do in the 2016 Interleague program. The best performers across the competition were Tyson Murray, James Adamopoulos, Samuel Carney, Ethan Michaelides, Joshua Worrell, Nicholas Burke and Louis Butler.

### Under 13 – Boys

The U13 Interleague Carnival for SMJFL's two U13 teams was held at Bulleen Park in June. The Division 1 team, coached by Bill Leggett, won their first match against SEJ, but was defeated by the YJFL in the second match by 39 points. Jake Bowey, Lachlan Riley, Liam Kirkwood-Scott and Darby Hipwell received acknowledgements during the day. The U13 Division 2 side was able to claim the silverware for SMJFL for the first time since 2013. After winning their first match against YJFL by an impressive six-goal margin, they managed to work well in the second match to have a 98-point victory over SEJ. Tom Williams, Zac Buckley, Oliver Lord and Castan Racunica were voted the best players throughout the competition.



### Thank you

Overall the 2015 South Metro Stars Interleague campaign saw great successes across all our age groups. The SMJFL would like to thank all of our players who participated in the competition - we hope that you found the 2015 AFL Victoria Metro Junior Championships and Interleague Program memorable and helpful in your junior football development. All the coaches and support staff across all the age groups put in tremendous effort and energy into the competition and we thank all of our fantastic coaches, assistants, team managers, runners and more for your support.

Finally, a big thank you goes out to the SMJFL parent community. None of the competition would happen without the parents' encouragement, support and of course ensuring players are at training and games. We hope everyone has enjoyed the 2015 program and we look forward to seeing the South Metro Stars Interleague start up again for 2016.

OLIVIA CLARKE,  
MEDIA COORDINATOR





## Teams Under 8, 9, 10 Mixed & Under 12 Girls

### Montagna (Under 8)

St Peters FC (Blue)  
 East Brighton Vampires (Blue)  
 Hampton Rovers AFC (Green)  
 Ormond JFC (Green)

### Riewoldt (Under 8)

Beaumaris FC (Green)  
 East Malvern JFC (Red)  
 Mordialloc Braeside JFC (Red)  
 Prahran JFC (Red)

### Newens (Under 8)

Ashwood (Red)  
 East Brighton Vampires (Green)  
 Mordialloc Braeside JFC (Blue)  
 Port Melbourne Colts JFC (Green)

### Dunstan (Under 8)

Bentleigh JFC (Blue)  
 East Sandringham JFC (Blue)  
 Murrumbeena JFC (Green)  
 St Kilda City JFC Inc. (Red)  
 St Peters FC (Red)

### Demptser (Under 8)

Beaumaris FC (Blue)  
 East Malvern JFC (Blue)  
 Mordialloc Braeside JFC (Green)  
 Prahran JFC (Blue)  
 Ajax JFC (Green)

### Amitage (Under 8)

Brighton Beach JFC (Yellow)  
 Prahran JFC (Yellow)  
 East Malvern JFC (Yellow)  
 East Brighton Vampires (Yellow)

### Hickey (Under 8)

Caulfield Bears JFC (Yellow)  
 South Melbourne Districts (Yellow)  
 Cheltenham JFC (Yellow)  
 St Bedes/Mentone Tigers (Yellow)

### Geary (Under 8)

Dingley JFC (Red)  
 East Sandringham JFC (Green)  
 Oakleigh JFC (Red)  
 St Paul's McKinnon JFC (Green)

### Montagna (Under 9)

Ajax JFC (Green)  
 Brighton Beach JFC (Blue)  
 East Malvern JFC (Red)  
 Ormond JFC (Green)

### Newens (Under 9)

Ajax JFC (Purple)  
 Caulfield Bears JFC (Blue)  
 East Sandringham JFC (Blue)  
 St Kilda City JFC Inc. (Blue)

### Dempster (Under 9)

Ashwood (Blue)  
 Caulfield Bears JFC (Green)  
 East Sandringham JFC (Purple)  
 St Paul's McKinnon JFC (Green)

### Riewoldt (Under 9)

Beaumaris FC (Blue)  
 Dingley JFC (Purple)  
 Hampton Rovers AFC (Blue)  
 St Paul's McKinnon JFC (Red)

### Geary (Under 9)

Beaumaris FC (Green)  
 Dingley JFC (Red)  
 Highett (Red)  
 St Peters FC (Green)

### Armitage (Under 9)

Bentleigh JFC (Green)  
 East Brighton Vampires JFC (Green)  
 Mordialloc Braeside JFC (Red)  
 St Peters FC (Purple)

### Dunstan (Under 9)

Bentleigh JFC (Red)  
 East Malvern JFC (Green)  
 Oakleigh JFC (Red)  
 Waverley Park Hawks (Red)

### Winmar (Under 9)

Bentleigh JFC (Purple)  
 East Brighton Vampires JFC (Purple)  
 Murrumbeena JFC (Green)  
 Waverley Park Hawks (Blue)

### Lockett (Under 9)

Beaumaris FC (Orange)  
 Hampton Rovers AFC (Orange)  
 Oakleigh JFC (Yellow)  
 Prahran JFC (Yellow)

### Barker (Under 9)

East Brighton Vampires JFC (Orange)  
 Mordialloc Braeside JFC (Orange)  
 Ormond JFC (Yellow)  
 South Melbourne Districts (Orange)



**Jesaulenko (Under 9)**

East Malvern JFC (Yellow)  
 Murrumbeena JFC (Yellow)  
 Port Melbourne Colts JFC (Orange)  
 St Bedes/Mentone Tigers (Yellow)

**Koschitzke (Under 9)**

Caulfield Bears JFC (White)  
 East Sandringham JFC (White)  
 St Bedes/Mentone Tigers (White)  
 Prahran JFC (Orange)

**Watts (Under 10)**

Cheltenham JFC (Blue)  
 Northvale JFC (Green)  
 St Peters FC (Blue)  
 East Malvern JFC (Green)

**McDonald (Under 10)**

East Malvern JFC (Yellow)  
 St Peters FC (Orange)  
 St Bedes/Mentone Tigers (Purple)  
 Waverley Park Hawks (White)

**Jones (Under 10)**

Murrumbeena JFC (White)  
 Ormond JFC (Purple)  
 Caulfield Bears JFC (Orange)  
 Brighton Beach JFC (Yellow)

**Harvey (Under 9)**

Ajax JFC (White)  
 Cheltenham JFC (White)  
 Mordialloc Braeside JFC (White)  
 St Kilda City JFC Inc. (White)

**Lumumba (Under 10)**

St Kilda City JFC Inc. (Blue)  
 Prahran JFC (Blue)  
 East Brighton Vampires (Green)  
 Bentleigh JFC (Green)

**Gawn (Under 10)**

Highbett (Yellow)  
 East Malvern JFC (Orange)  
 South Melbourne Districts (Purple)  
 Mordialloc Braeside JFC (White)

**Jetta (Under 10)**

Beaumaris FC (Purple)  
 East Sandringham JFC (Purple)  
 East Brighton Vampires (Yellow)  
 Ormond JFC (White)

**Barassi (Under 10)**

St Kilda City JFC Inc. (Green)  
 East Malvern JFC (Blue)  
 Mordialloc Braeside JFC (Yellow)  
 Murrumbeena JFC (Orange)

**Neitz (Under 10)**

Prahran JFC (Silver)  
 East Sandringham JFC (Silver)  
 Dingley JFC (Silver)  
 Ajax JFC (Silver)

**Harris (Under 12 Girls)**

East Malvern JFC  
 Mordialloc Braeside JFC  
 St Peters FC

**Hayes (Under 9)**

Brighton Beach JFC (White)  
 East Brighton Vampires JFC (White)  
 South Melbourne Districts (White)  
 East Malvern JFC (Orange)

**Vince (Under 10)**

Beaumaris FC (Green)  
 East Brighton Vampires (Blue)  
 Oakleigh JFC (Green)  
 Prahran JFC (Green)

**Frost (Under 10)**

Hampton Rovers AFC (Yellow)  
 Beaumaris FC (Orange)  
 Port Melbourne Colts JFC (Purple)  
 Ajax JFC (White)

**Brayshaw (Under 10)**

Waverley Park Hawks (Yellow)  
 St Paul's McKinnon JFC (Purple)  
 Ashwood (White)  
 Murrumbeena JFC (Purple)

**Smith (Under 10)**

Brighton Beach JFC (Silver)  
 East Brighton Vampires (Silver)  
 East Malvern JFC (Silver)  
 South Melbourne Districts (Silver)

**Stynes (Under 10)**

St Bedes/Mentone Tigers (Silver)  
 Hampton Rovers AFC (Silver)  
 Bentleigh JFC (Orange)  
 Beaumaris FC (Yellow)

**Pearce (Under 12 Girls)**

Cheltenham JFC  
 East Brighton Vampires JFC  
 Prahran JFC  
 Waverley Park Hawks





# Under 11 – Under 17 Premiership Ladders

## Under 11 East

Position	Team	P	W	L	D	B	FF	FA	For	Agst	%	%Won
1	AJAX U11 Comets	9	6	2	1	2	0	0	390	219	178.08	72.22
2	Prahran U11 BLACK	14	10	4	0	1	0	0	603	297	203.03	71.43
3	East Brighton Vampires JFC - Under 11 East	13	8	5	0	2	0	0	537	418	128.47	61.54
4	Mordialloc Braeside JFC	14	8	5	1	1	0	0	553	476	116.18	60.71
5	BBJFC U11 East	14	7	7	0	1	0	0	393	441	89.12	50
6	St Kilda City U11 Black	13	4	7	2	2	0	0	398	437	91.08	38.46
7	East Sandringham JFC	13	0	13	0	2	0	0	253	849	29.8	0

## Under 11 West

Position	Team	P	W	L	D	B	FF	FA	For	Agst	%	%Won
1	Cheltenham JFC - U11 - Green	15	13	2	0	0	0	0	817	285	286.67	86.67
2	East Malvern Blue	15	9	6	0	0	0	0	512	609	84.07	60
3	St Peters FC Under 11 West	15	7	7	1	0	0	0	626	497	125.96	50
4	East Sandringham JFC West	15	7	7	1	0	0	0	406	444	91.44	50
5	Dingley U11 Black	15	7	8	0	0	0	0	504	554	90.97	46.67
6	Hampton Rovers AFC	15	1	14	0	0	0	0	313	831	37.67	6.67

## Under 11 South Red

Position	Team	P	W	L	D	B	FF	FA	For	Agst	%	%Won
1	Caulfield Bears U11 Polars	13	11	2	0	2	0	0	627	355	176.62	84.62
2	Prahran U11 BLUE	13	10	3	0	2	0	0	515	297	173.4	76.92
3	St Paul's McKinnon JFC	13	9	4	0	2	0	0	559	269	207.81	69.23
4	South Melbourne Districts U11 Red	12	8	4	0	3	0	0	368	255	144.31	66.67
5	East Malvern White	13	4	9	0	2	0	0	413	650	63.54	30.77
6	Beaumaris FC (Black Tails)	9	2	7	0	2	0	0	199	396	50.25	22.22
7	Port Melbourne Colts JFC	13	1	12	0	2	0	0	313	703	44.52	7.69

## Under 11 South White

Position	Team	P	W	L	D	B	FF	FA	For	Agst	%	%Won
1	St Bedes/Mentone Tigers U11Red	15	13	2	0	0	0	0	627	309	202.91	86.67
2	South Melbourne Districts U11 White	11	8	3	0	0	0	0	395	230	171.74	72.73
3	Waverley Park Hawks U11	15	10	4	1	0	0	0	602	491	122.61	70
4	Hampton Rovers AFC	15	10	5	0	0	0	0	575	404	142.33	66.67
5	Beaumaris FC (Sharks)	15	6	9	0	0	0	0	492	612	80.39	40
6	Mordialloc Braeside JFC	15	4	10	1	0	0	0	458	630	72.7	30
7	St Kilda City U11 Red	11	3	8	0	0	0	0	385	369	104.34	27.27
8	Ormond JFC	11	1	10	0	0	0	0	254	640	39.69	9.09

## Under 11 North

Position	Team	P	W	L	D	B	FF	FA	For	Agst	%	%Won
1	Bentleigh JFC	15	13	2	0	0	0	0	907	231	392.64	86.67
2	East Malvern Red	14	11	3	0	1	0	0	721	473	152.43	78.57
3	East Brighton Vampires JFC - Under 11 North	11	8	3	0	0	0	0	472	288	163.89	72.73
4	Beaumaris FC (Great Whites)	15	7	8	0	0	0	0	563	535	105.23	46.67
5	Ormond JFC	15	7	8	0	0	0	0	611	623	98.07	46.67
6	Ashwood	14	3	11	0	1	0	0	275	762	36.09	21.43
7	Cheltenham JFC - U11 - Black	15	3	12	0	0	0	0	346	842	41.09	20
8	Oakleigh JFC U11 White	11	2	9	0	0	0	0	282	554	50.9	18.18

## Under 11 Blue

Position	Team	P	W	L	D	B	FF	FA	For	Agst	%	%Won
1	East Malvern Black	9	9	0	0	2	0	0	580	174	333.33	100
2	Murrumbeena JFC U11	9	8	1	0	2	0	0	437	178	245.51	88.89
3	Dingley U11 Red	14	9	5	0	1	1	0	625	387	161.5	64.29
4	Mordialloc Braeside JFC	13	5	8	0	2	0	0	448	710	63.1	38.46
5	BBJFC U11 Blue	13	5	8	0	2	0	1	312	586	53.24	38.46
6	AJAX U11 Jets	9	3	6	0	2	0	0	285	377	75.6	33.33
7	East Brighton Vampires JFC - Under 11 Blue	13	2	11	0	2	0	0	208	690	30.14	15.38

## Under 11 Green

Position	Team	P	W	L	D	B	FF	FA	For	Agst	%	%Won
1	Oakleigh JFC U11 Green	15	11	4	0	0	0	0	608	339	179.35	73.33
2	Northvale JFC	15	10	5	0	0	0	0	581	364	159.62	66.67
3	Highbett U11	11	7	4	0	0	0	0	491	245	200.41	63.64
4	St Peters FC Under 11 Green	15	4	11	0	0	0	0	325	690	47.1	26.67
5	Caulfield Bears U11 Grizzlies	15	3	12	0	0	1	0	297	613	48.45	20
6	St Bedes/Mentone Tigers U11Blue	11	2	9	0	0	0	1	150	576	26.04	18.18

## Under 12 East

Position	Team	P	W	L	D	B	FF	FA	For	Agst	%	%Won
1	St Kilda City U12 Red	13	9	4	0	2	0	0	593	389	152.44	69.23
2	St Paul's McKinnon JFC	14	9	4	1	1	0	0	622	334	186.23	67.86
3	Mordialloc Braeside JFC	14	9	4	1	1	0	0	565	386	146.37	67.86
4	East Sandringham JFC	13	8	5	0	2	0	0	498	321	155.14	61.54
5	Prahran U12 RED	13	7	6	0	2	0	0	387	466	83.05	53.85
6	BBJFC U12 East	14	4	10	0	1	0	0	375	560	66.96	28.57
7	East Brighton Vampires JFC - Under 12 East	13	2	11	0	2	0	0	281	642	43.77	15.38

## Under 12 West

Position	Team	P	W	L	D	B	FF	FA	For	Agst	%	%Won
1	Prahran U12 BLUE	13	10	3	0	2	0	0	491	283	173.5	76.92
2	Beaumaris FC (Sharks)	13	8	5	0	2	0	0	500	440	113.64	61.54
3	Waverley Park Hawks U12 Brown	13	8	5	0	2	0	0	403	360	111.94	61.54
4	East Malvern Blue	13	6	7	0	2	0	0	337	344	97.97	46.15
5	AJAX U12 Comets	9	4	5	0	2	0	0	259	324	79.94	44.44
6	Dingley U12	13	5	8	0	2	0	0	432	479	90.19	38.46
7	East Brighton Vampires JFC - Under 12 West	13	4	9	0	2	0	0	391	462	84.63	30.77

## Under 12 South

Position	Team	P	W	L	D	B	FF	FA	For	Agst	%	%Won
1	St Bedes/Mentone Tigers U12Red	15	13	2	0	0	0	0	828	431	192.11	86.67
2	South Melbourne Districts U12 Red	15	11	3	1	0	0	0	724	366	197.81	76.67
3	East Sandringham JFC	15	11	3	1	0	0	0	734	475	154.53	76.67
4	Bentleigh JFC	15	11	4	0	0	0	0	654	430	152.09	73.33
5	East Malvern White	15	8	7	0	0	0	0	592	541	109.43	53.33
6	St Peters FC Under 12 South	11	4	5	2	0	0	0	395	368	107.34	45.45
7	Oakleigh JFC U12 South	15	6	9	0	0	0	0	587	590	99.49	40
8	East Brighton Vampires JFC - Under 12 South	15	5	10	0	0	0	0	382	654	58.41	33.33
9	Beaumaris FC (Great Whites)	15	3	12	0	0	0	0	461	837	55.08	20
10	Highbett U12	15	1	14	0	0	0	0	295	754	39.12	6.67



## Under 12 North

Position	Team	P	W	L	D	B	FF	FA	For	Agst	%	%Won
1	South Melbourne Districts U12 White	14	12	2	0	1	0	0	653	421	155.11	85.71
2	Oakleigh JFC U12 North	14	10	4	0	1	0	0	637	354	179.94	71.43
3	East Malvern Red	15	10	5	0	0	0	0	669	458	146.07	66.67
4	Ormond JFC	14	9	5	0	1	0	0	605	491	123.22	64.29
5	Mordialloc Braeside JFC	15	7	8	0	0	0	0	558	598	93.31	46.67
6	Waverley Park Hawks U12 Gold	11	5	6	0	0	0	0	451	364	123.9	45.45
7	Murrumbeena JFC U12 Lions	11	2	9	0	0	0	0	357	623	57.3	18.18
8	Port Melbourne Colts JFC	11	1	10	0	0	0	0	247	669	36.92	9.09

## Under 12 Blue

Position	Team	P	W	L	D	B	FF	FA	For	Agst	%	%Won
1	Hampton Rovers AFC	11	10	1	0	0	0	0	538	178	302.25	90.91
2	Cheltenham JFC - U12 Boys	15	11	4	0	0	0	0	758	375	202.13	73.33
3	Mordialloc Braeside JFC	15	10	5	0	0	0	0	610	398	153.27	66.67
4	St Kilda City U12 White	11	7	4	0	0	1	0	461	353	130.59	63.64
5	Murrumbeena JFC U12 Griffins	11	5	6	0	0	0	0	339	429	79.02	45.45
6	Caulfield Bears U12	15	6	9	0	0	0	0	447	568	78.7	40
7	St Paul's McKinnon JFC	15	6	9	0	0	0	0	390	601	64.89	40
8	AJAX U12 Jets	15	5	10	0	0	0	0	445	570	78.07	33.33
9	East Malvern Black	15	5	10	0	0	0	0	403	583	69.13	33.33
10	St Bedes/Mentone Tigers U12Blue	15	2	13	0	0	0	1	278	821	33.86	13.33

## Under 13 Division 1

Position	Team	P	W	L	D	B	FF	FA	For	Agst	%	%Won
1	East Sandringham JFC	13	11	2	0	2	0	0	817	326	250.61	84.62
2	East Brighton Vampires JFC - Under 13 Div 1	14	11	2	1	1	0	0	773	305	253.44	82.14
3	South Melbourne Districts U13 White	13	7	6	0	2	0	0	488	607	80.4	53.85
4	East Malvern Blue	13	5	6	2	2	0	0	401	425	94.35	46.15
5	Prahran U13 RED	13	5	8	0	2	0	0	420	719	58.41	38.46
6	Beaumaris FC (Sharks)	12	4	8	0	3	0	0	393	615	63.9	33.33
7	Cheltenham JFC - U13 - Green	13	3	9	1	2	0	0	493	694	71.04	26.92

## Under 13 Division 2

Position	Team	P	W	L	D	B	FF	FA	For	Agst	%	%Won
1	Murrumbeena JFC U13 Lions	11	11	0	0	0	0	0	669	178	375.84	100
2	Mordialloc Braeside JFC	14	13	1	0	1	0	0	770	318	242.14	92.86
3	Ormond JFC	11	7	4	0	0	0	0	553	401	137.91	63.64
4	BBJFC U13 Div2	15	9	6	0	0	0	0	622	443	140.41	60
5	St Kilda City U3 Div 2	14	8	6	0	1	0	0	476	480	99.17	57.14
6	St Bedes/Mentone Tigers U13	14	7	7	0	1	0	0	562	646	87	50
7	Waverley Park Hawks U13 Gold	11	4	7	0	0	0	0	354	388	91.24	36.36
8	AJAX U13 Comets	11	3	8	0	0	0	0	357	615	58.05	27.27
9	St Peters FC Under 13 Div 2	14	3	11	0	1	0	0	324	702	46.15	21.43
10	Bentleigh JFC	15	2	13	0	0	0	0	434	840	51.67	13.33



## Under 13 Division 3

Position	Team	P	W	L	D	B	FF	FA	For	Agst	%	%Won
1	Dingley U13	10	9	1	0	1	1	0	541	276	196.01	90
2	Oakleigh U13s	14	9	5	0	1	0	0	708	358	197.77	64.29
3	East Brighton Vampires JFC - Under 13 Div 3	14	9	5	0	1	0	0	603	436	138.3	64.29
4	Hampton Rovers AFC	14	8	6	0	1	0	0	511	559	91.41	57.14
5	Caulfield Bears U13	10	5	5	0	1	1	0	301	386	77.98	50
6	Beaumaris FC (Great Whites) U13	10	5	5	0	1	0	0	274	429	63.87	50
7	Highbury U13	14	6	8	0	1	0	0	564	547	103.11	42.86
8	East Sandringham JFC	10	4	6	0	1	0	0	344	334	102.99	40
9	St Paul's McKinnon JFC	10	3	7	0	1	0	0	285	400	71.25	30
10	East Malvern White	10	1	9	0	1	0	1	136	524	25.95	10
11	South Melbourne Districts U13 Red	10	0	10	0	1	0	1	162	694	23.34	0

## Under 13 Division 4

Position	Team	P	W	L	D	B	FF	FA	For	Agst	%	%Won
1	Mordialloc Braeside JFC	11	10	1	0	0	0	0	598	319	187.46	90.91
2	Ormond JFC	15	12	2	1	0	0	0	773	359	215.32	83.33
3	East Brighton Vampires JFC - Under 13 Div 4	15	12	3	0	0	1	0	779	240	324.58	80
4	Cheltenham JFC - U13 - Black	15	9	6	0	0	0	0	763	469	162.69	60
5	St Peters FC Under 13 Div 4	15	6	9	0	0	1	0	528	644	81.99	40
6	St Kilda City U13 Div 4	11	3	7	1	0	0	1	323	575	56.17	31.82
7	Prahran U13 BLACK	15	4	10	1	0	0	0	335	670	50	30
8	AJAX U13 Jets	14	4	10	0	1	0	0	467	651	71.74	28.57
9	Murrumbeena JFC U13 Griffins	15	4	11	0	0	0	1	384	760	50.53	26.67
10	Waverley Park Hawks U13 Brown	15	2	13	0	0	0	0	368	903	40.75	13.33

## Under 14 Division 1

Position	Team	P	W	L	D	B	FF	FA	For	Agst	%	%Won
1	Beaumaris FC (Sharks)	13	13	0	0	2	0	0	1396	240	581.67	100
2	East Malvern Blue	14	12	2	0	1	0	0	1447	392	369.13	85.71
3	East Brighton Vampires JFC - Under 14 Div 1	13	7	6	0	2	0	0	709	720	98.47	53.85
4	Highbury/Cheltenham Black	13	5	7	1	2	0	0	737	786	93.77	42.31
5	Waverley Park Hawks U14 Brown	10	4	6	0	1	0	0	433	876	49.43	40
6	Prahran U14 BLACK	13	4	8	1	2	0	0	511	835	61.2	34.62
7	East Sandringham JFC	14	2	12	0	1	0	0	545	1201	45.38	14.29

## Under 14 Division 2

Position	Team	P	W	L	D	B	FF	FA	For	Agst	%	%Won
1	AJAX U14 Comets	12	8	4	0	3	0	1	878	678	129.5	66.67
2	Mordialloc Braeside JFC	13	8	5	0	2	0	0	845	473	178.65	61.54
3	St Peters FC Under 14 Div 2	10	6	4	0	1	0	0	802	497	161.37	60
4	Hampton Rovers AFC	9	5	4	0	2	1	0	566	405	139.75	55.56
5	St Paul's McKinnon JFC	10	3	7	0	1	0	0	453	707	64.07	30

## Under 14 Division 3

Position	Team	P	W	L	D	B	FF	FA	For	Agst	%	%Won
1	South Melbourne Districts U14 Div 3	13	11	2	0	2	0	0	1073	382	280.89	84.62
2	Beaumaris FC (Great Whites)	14	11	3	0	1	0	0	1165	385	302.6	78.57
3	Oakleigh U14	14	11	3	0	1	0	0	1017	560	181.61	78.57
4	Northvale JFC	10	6	4	0	1	0	0	565	410	137.8	60
5	Ormond JFC	13	5	8	0	2	0	0	612	782	78.26	38.46
6	Caulfield Bears U14	10	3	7	0	1	0	0	423	635	66.61	30
7	East Brighton Vampires JFC - Under 14 Div 3	10	3	7	0	1	0	0	285	760	37.5	30
8	Dingley U14 Black	7	2	5	0	1	0	0	485	368	131.79	28.57
9	East Sandringham JFC	11	1	10	0	0	0	0	246	1113	22.1	9.09



### Under 14 Division 4

Position	Team	P	W	L	D	B	FF	FA	For	Agst	%	%Won
1	St Kilda City U14	10	8	2	0	1	0	0	871	407	214	80
2	Bentleigh JFC	10	6	4	0	1	1	0	584	387	150.9	60
3	Waverley Park Hawks U14 Gold	15	9	6	0	0	0	0	948	762	124.41	60
4	East Malvern White	11	6	5	0	0	0	0	632	490	128.98	54.55
5	Beaumaris FC (Black Tails)	11	5	6	0	0	0	0	397	705	56.31	45.45
6	Highbury/Cheltenham Blue	15	2	13	0	0	0	1	475	1285	36.96	13.33

### Under 14 Division 5

Position	Team	P	W	L	D	B	FF	FA	For	Agst	%	%Won
1	Hampton Rovers AFC	14	9	5	0	1	1	0	1193	577	206.76	64.29
2	Prahran U14 WHITE	14	8	6	0	1	1	0	1064	612	173.86	57.14
3	Mordialloc Braeside JFC	13	7	6	0	2	0	0	675	503	134.19	53.85
4	South Melbourne Districts U14 Div 5	14	7	7	0	1	0	0	850	940	90.43	50
5	Dingley U14 Red	7	3	4	0	2	0	1	355	428	82.94	42.86
6	St Bedes/Mentone Tigers U14	14	4	10	0	1	1	1	455	1360	33.46	28.57
7	AJAX U14 Jets	14	3	11	0	1	0	1	643	1054	61.01	21.43

### McDonald's Under 15 Division 1

Position	Team	P	W	L	D	B	FF	FA	For	Agst	%	%Won
1	St Kilda City U15 Div 1	13	11	2	0	2	0	0	964	585	164.79	84.62
2	East Sandringham JFC	13	10	3	0	2	0	0	953	712	133.85	76.92
3	Waverley Park Hawks U15 Gold	13	10	3	0	2	0	0	886	682	129.91	76.92
4	Mordialloc Braeside JFC	13	5	8	0	2	0	0	896	775	115.61	38.46
5	Ormond JFC	12	4	7	1	3	0	0	716	778	92.03	37.5
6	Murrumbeena JFC U15 Griffins	13	3	9	1	2	0	0	674	937	71.93	26.92
7	Beaumaris FC (Sharks)	13	1	12	0	2	0	0	468	1088	43.01	7.69

### McDonald's Under 15 Division 2

Position	Team	P	W	L	D	B	FF	FA	For	Agst	%	%Won
1	Bentleigh Demons/St Paul's	15	11	2	2	0	1	0	1232	713	172.79	80
2	East Malvern Blue	14	10	4	0	1	0	0	820	617	132.9	71.43
3	East Brighton Vampires JFC - Under 15 Div 2	14	8	6	0	1	1	0	969	706	137.25	57.14
4	AJAX U15 Comets	14	7	5	2	1	1	1	795	797	99.75	57.14
5	Dingley U15	14	7	7	0	1	1	0	908	814	111.55	50
6	Cheltenham JFC - U15	15	7	8	0	0	1	0	871	971	89.7	46.67
7	Prahran U15 RED	11	2	9	0	0	0	0	502	843	59.55	18.18
8	East Sandringham JFC	15	2	13	0	0	0	4	594	1230	48.29	13.33

### McDonald's Under 15 Division 3

Position	Team	P	W	L	D	B	FF	FA	For	Agst	%	%Won
1	St Peters FC Under 15 Div 3	13	10	3	0	2	1	0	1121	461	243.17	76.92
2	St Kilda City U15 Reds	13	9	4	0	2	0	0	947	695	136.26	69.23
3	Oakleigh U15	13	8	5	0	2	0	0	876	580	151.03	61.54
4	South Melbourne Districts U15	9	5	4	0	2	1	0	710	524	135.5	55.56
5	St Bedes/Mentone Tigers U15	14	6	8	0	1	0	0	689	1109	62.13	42.86
6	East Brighton Vampires JFC - Under 15 Div 3	14	4	10	0	1	0	2	552	1281	43.09	28.57
7	Beaumaris FC (Great Whites)	14	3	11	0	1	0	0	560	920	60.87	21.43

## McDonald's Under 15 Division 4

Position	Team	P	W	L	D	B	FF	FA	For	Agst	%	%Won
1	Ormond JFC	15	12	3	0	0	0	0	1054	445	236.85	80
2	Caulfield Bears U15	11	7	4	0	0	0	0	560	567	98.77	63.64
3	Waverley Park Hawks U15 Brown	15	8	6	1	0	0	0	954	644	148.14	56.67
4	East Malvern White	15	8	6	1	0	1	0	809	745	108.59	56.67
5	AJAX U15 Jets	15	8	7	0	0	0	1	759	631	120.29	53.33
6	Murrumbeena JFC U15 Lions	15	5	10	0	0	0	0	568	797	71.27	33.33
7	Mordialloc Braeside	15	4	11	0	0	0	1	615	1133	54.28	26.67
8	East Sandringham	15	3	12	0	0	1	0	510	1222	41.73	20

## Melbourne FC Under 15 Girls Division 1

Position	Team	P	W	L	D	B	FF	FA	For	Agst	%	%Won
1	St Peters FC Under 15 Girls Div 1	15	15	0	0	0	0	0	756	123	614.63	100
2	St Bedes/Mentone Tigers U15Girls	15	11	4	0	0	1	0	718	398	180.4	73.33
3	Prahran JFC U15 Girls	14	10	4	0	1	0	2	487	306	159.15	71.43
4	Beaumaris FC Lady Sharks	15	7	8	0	0	1	0	412	430	95.81	46.67
5	East Malvern U15 Girls	14	6	8	0	1	0	0	504	438	115.07	42.86
6	East Brighton Vampires JFC - Under 15 Girls Div 1	15	2	13	0	0	1	1	288	719	40.06	13.33

## Melbourne FC Under 15 Girls Division 2

Position	Team	P	W	L	D	B	FF	FA	For	Agst	%	%Won
1	BBJFC U15 Girls	9	7	2	0	2	0	2	428	172	248.84	77.78
2	Waverley Park Hawks Under 15 Girls	10	7	3	0	1	1	0	294	203	144.83	70
3	Bentleigh JFC	10	6	4	0	1	0	0	283	288	98.26	60
4	Mt Waverley Falcons JFC	10	5	5	0	1	1	0	365	182	200.55	50
5	St Kilda City JFC Inc.	10	4	6	0	1	1	0	212	359	59.05	40
6	Mordialloc Braeside JFC	7	2	5	0	2	0	0	174	260	66.92	28.57
7	East Brighton Vampires JFC - Under 15 Girls Div 2	10	2	8	0	1	0	1	167	518	32.24	20

## McDonald's Under 16 Division 1

Position	Team	P	W	L	D	B	FF	FA	For	Agst	%	%Won
1	Hampton Rovers AFC	15	11	4	0	0	1	0	1073	667	160.87	73.33
2	Beaumaris FC (Sharks)	15	10	5	0	0	0	0	846	690	122.61	66.67
3	East Malvern Blue	15	9	5	1	0	0	1	997	711	140.23	63.33
4	Mordialloc Braeside JFC	15	7	7	1	0	0	0	866	917	94.44	50
5	Ormond JFC	15	6	9	0	0	0	0	858	819	104.76	40
6	Cheltenham JFC - U16	15	4	11	0	0	0	0	700	1017	68.83	26.67

## McDonald's Under 16 Division 2

Position	Team	P	W	L	D	B	FF	FA	For	Agst	%	%Won
1	South Melbourne Districts U16	14	12	2	0	1	0	0	1018	543	187.48	85.71
2	East Brighton Vampires JFC - Under 16 Div 2	11	8	3	0	0	1	0	780	517	150.87	72.73
3	East Malvern White	14	8	6	0	1	0	1	785	786	99.87	57.14
4	Murrumbeena JFC U16	14	7	7	0	1	0	0	916	760	120.53	50
5	Mt Waverley Falcons JFC	11	5	6	0	0	0	0	602	623	96.63	45.45
6	St Bedes/Mentone Tigers U16	11	0	11	0	0	0	0	401	833	48.14	0



### McDonald's Under 16 Division 3

Position	Team	P	W	L	D	B	FF	FA	For	Agst	%	%Won
1	Waverley Park Hawks U16	13	11	2	0	2	1	0	998	505	197.62	84.62
2	Ajax U16	13	10	3	0	2	1	0	1079	596	181.04	76.92
3	Dingley U16	10	7	3	0	1	0	0	742	478	155.23	70
4	St Kilda City JFC Inc.	10	6	4	0	1	0	0	739	531	139.17	60
5	St Peters Bentleigh Demons Under 16 Div 3	14	7	7	0	1	0	0	786	813	96.68	50
6	East Sandringham JFC	14	6	8	0	1	0	0	905	819	110.5	42.86
7	Beaumaris FC (Great Whites)	13	4	9	0	2	0	0	606	921	65.8	30.77
8	Ormond JFC	13	3	10	0	2	0	0	536	1087	49.31	23.08
9	Mt Waverley Falcons JFC	12	0	12	0	1	0	2	297	1239	23.97	0

### McDonald's Under 17 Division 1

Position	Team	P	W	L	D	B	FF	FA	For	Agst	%	%Won
1	St Peters FC Under 17 Div 1	15	12	3	0	0	0	0	1361	725	187.72	80
2	Mordialloc Braeside JFC	15	12	3	0	0	1	0	1238	698	177.36	80
3	Ormond JFC	15	10	4	1	0	1	0	1012	725	139.59	70
4	St Bedes/Mentone Tigers U17Red	15	8	6	1	0	0	0	996	788	126.4	56.67
5	South Melbourne Districts U17	15	8	7	0	0	0	0	1054	835	126.23	53.33
6	Ajax U17	11	4	7	0	0	0	1	576	972	59.26	36.36
7	East Sandringham/Hampton	15	4	11	0	0	0	0	720	1171	61.49	26.67
8	Murrumbeena JFC U17	15	1	14	0	0	0	1	784	1387	56.52	6.67

### McDonald's Under 17 Division 2

Position	Team	P	W	L	D	B	FF	FA	For	Agst	%	%Won
1	Beaumaris FC (Sharks)	11	9	2	0	0	0	0	874	707	123.62	81.82
2	St Paul's McKinnon JFC	15	10	5	0	0	0	0	1190	900	132.22	66.67
3	Waverley Park Hawks U17	15	10	5	0	0	1	0	1017	923	110.18	66.67
4	St Peters FC Under 17 Div 2	11	4	7	0	0	0	0	668	775	86.19	36.36
5	Cheltenham JFC - U17	11	2	9	0	0	0	0	510	800	63.75	18.18
6	Hihett U17 Div 2	15	2	13	0	0	0	1	864	1279	67.55	13.33

### McDonald's Under 17 Division 3

Position	Team	P	W	L	D	B	FF	FA	For	Agst	%	%Won
1	Caulfield Bears U17	15	12	3	0	0	1	0	1225	978	125.26	80
2	St Bedes/Mentone Tigers U17Blue	15	10	5	0	0	0	0	1253	744	168.41	66.67
3	East Malvern Blue	15	9	6	0	0	0	0	1249	702	177.92	60
4	Ormond JFC	15	5	10	0	0	0	0	973	941	103.4	33.33
5	Oakleigh U17	15	5	10	0	0	0	0	981	1160	84.57	33.33
6	Hihett U17 Div 3	15	0	15	0	0	0	1	285	2106	13.53	0

## 2015 Premiers, Best on Ground, Best & Fairests

Competition	Premiers	Final Score	Runners Up	Best On Ground	Best & Fairest
<b>Under 11 East</b>	East Brighton Vampires	7.7.49 – 4.7.31	Ajax	Lachlan McCluskey	Daniel Toner & Toby McMullin
<b>Under 11 West</b>	Cheltenham	10.14.74 – 3.1.19	East Malvern	Jack Atkinson	Jakob Anderson
<b>Under 11 South Red</b>	St Paul's McKinnon	5.7.37 – 0.3.3	South Melbourne	Noah Spitz	Noah Spitz
<b>Under 11 South White</b>	Waverley Park	3.4.22 – 2.1.13	St Bedes / Mentone	Tommy Warner	William Lambert
<b>Under 11 North</b>	Bentleigh	10.7.67 – 1.0.6	East Malvern	Ashley Curry	Darcy Gilbert
<b>Under 11 Blue</b>	East Malvern	1.4.10 – 1.1.7	Murrumbeena	Ollie Grodski	Jake Harding
<b>Under 11 Green</b>	St Peters	7.5.47 – 3.2.20	Highett	Alex Simpson	Jonah Guergues
<b>Under 12 East</b>	East Sandringham	8.9.57 – 5.4.34	St Paul's McKinnon	Matthew O'Brien	Matthew O'Brien
<b>Under 12 West</b>	Beaumaris	7.8.50 – 6.3.39	Prahran	Mitchito Owens	Lucas Liakakos
<b>Under 12 South</b>	South Melbourne	4.2.26 – 2.1.13	Bentleigh	Sam Macafee	Leo Read
<b>Under 12 North</b>	East Malvern	4.2.26 – 0.4.4	South Melbourne	William Pereira	Charlie Clarke
<b>Under 12 Blue</b>	Cheltenham	10.3.36 – 2.0.12	Hampton	Lachlan Bourke	Baxter Pace
<b>Under 13 Div 1</b>	East Sandringham	11.5.71 – 3.4.22	East Brighton Vampires	Darby Hipwell	Will Murray
<b>Under 13 Div 2</b>	Murrumbeena	10.9.69 – 1.4.10	Ormond	Sam Seach	Samuel Rausch
<b>Under 13 Div 3</b>	Oakleigh	5.6.36 – 3.3.21	Hampton	Aleksander Paris	Jake Bowey
<b>Under 13 Div 4</b>	Cheltenham	5.1.31 – 2.4.16	East Brighton Vampires	Jack Roberts	William Kervin
<b>Under 14 Div 1</b>	Beaumaris	10.5.65 – 6.9.45	East Malvern	Corey Watts	Jack Mahony
<b>Under 14 Div 2</b>	Ajax	11.6.72 – 8.12.60	Mordialloc Braeside	Toby Lipton	Blake O'Leary, Phillip Hatley-Fenton, Costa Manaveris
<b>Under 14 Div 3</b>	Oakleigh	15.9.99 – 6.9.45	South Melbourne Districts	Jaxon Stuart	Jaxon Stewart
<b>Under 14 Div 4</b>	Bentleigh	9.9.63 – 5.5.35	St Kilda City	Samuel Kalomiris	Kenan Inal
<b>Under 14 Div 5</b>	Hampton	9.13.61 – 3.2.20	Prahran	Hamish Styring	Tom Sutton



Competition	Premiers	Final Score	Runners Up	Best On Ground	Best & Fairest
<b>Melbourne FC Under 15 Girls Div 1</b>	St Peters	5.3.33 – 1.2.8	Prahran	Alana Porter	Mietta Nolan & Bryanna Arnold
<b>Melbourne FC Under 15 Girls Div 2</b>	Brighton Beach	8.14.62 – 1.0.6	Bentleigh	Emmie Frederico	Georgia Clair
<b>McDonald's Under 15 Div 1</b>	St Kilda City	17.9.111 – 5.4.34	East Sandringham	Joel Crocker	Atunaisa Bosenavuagi
<b>McDonald's Under 15 Div 2</b>	East Malvern	10.9.69 – 5.15.45	Bentleigh/St Paul's	Hugo Ferdinand	Callum Jones
<b>McDonald's Under 15 Div 3</b>	St Peters	9.14.68 – 6.3.39	St Kilda City	Daniel Jones	Stephen Kontiveis
<b>McDonald's Under 15 Div 4</b>	Ormond	13.8.86 – 3.4.22	Waverley Park	William Cavey	Jacob Thompson
<b>McDonald's Under 16 Div 1</b>	Hampton	7.14.56 – 7.3.51	East Malvern	Jack Higgins	Lucas Barrett
<b>McDonald's Under 16 Div 2</b>	East Brighton Vampires	9.14.68 – 5.6.36	South Melbourne	Sam Sofronidis	Jayce Morgan
<b>McDonald's Under 16 Div 3</b>	Ajax	14.12.96 – 6.11.47	Waverley Park	Ariel Syber	Samuel Ozaydin
<b>McDonald's Under 17 Div 1</b>	Mordialloc Braeside	9.4.58 – 7.10.52	St Peters	Jack Laidlaw	Zac Calvez
<b>McDonald's Under 17 Div 2</b>	Beaumaris	8.20.68 – 4.4.28	St Paul's McKinnon	Joshua Trew	Dylan Bone
<b>McDonald's Under 17 Div 3</b>	East Malvern	11.6.72 – 6.9.45	St Bedes / Mentone	Michael Batten	William Ingham
<b>Under 18 Youth Girls</b>	East Brighton Vampires	7.8.50 – 0.0.0	Whitehorse Colts (YJFL)		Amy Dumas



## SMJFL Recognition Awards

Award	Recipient(s)
McDonald's Volunteer of the Year	<b>Matt McLennan</b> (Mordialloc-Braeside)
McDonald's Leadership Award	<b>Bradley Shea</b> (Mordialloc-Braeside)
SMJFL Club Administrator of the Year Award	<b>Nicki Spencer</b> (Beaumaris)
	<b>Brooke Hannaford</b> (Mordialloc-Braeside)
SMJFL Volunteer Club Umpire of the Year	<b>Joe Galati</b> (St Bedes/Mentone)
SMJFL Sportsmanship Award	<b>Cheltenham JFC</b> – Under 12 Premiership Team



## AFL Victoria – Inner Southern Region Recognition Awards

Award	Recipient(s)
Auskick Centre of the Year	<b>Dingley Auskick</b>
Auskick Coordinator of the Year	<b>David Wolf</b> (South Melbourne Districts)
Auskick Coach of the Year	<b>Alan Hennan</b> (Bentleigh)
Female Coach of the Year	<b>Deborah O'Reilly</b> (Elsternwick Auskick)
Junior Coach of the Year	<b>Kevin Dillon</b> (Port Melbourne JFC)
Youth Coach of the Year	<b>Brendan Murphy</b> (Dingley JFC)
Special Recognition Award	<b>Sandy Chalmers</b> (Dingley Auskick)
Outstanding Service to Australian Rules Football	<b>Paul Jemmeson</b> (Bentleigh Auskick & JFC)



## Player Recognition Awards

### 10 Year Players

**Beaumaris FC** - Will Avery, Oliver Brennan, Hayden Bruce, Samuel Burke, Ned Couper-Johnson, Harrison Edwards, Xavier Green, Matthew Grigoriou, Adrian Hamilton, James Humphreys, Andrew McDonald, James Miller, Campbell Moore, Josh Trew, **Mordialloc-Braeside JFC** – Kevin Balfe, Hayden Evans, Zach Fatouros, Tom Jenkins, Jack Love, Billy McGregor, Bradley Shea, **Oakleigh JFC** - Jack Daniels, Martin James, **Ormond JFC** - Terence Andreadis, Jack Collister, George Harte, Cale Hirschman, Ryan Kettle, Wasif Khan, Nicholas Maclaren, Christopher Northey, **South Melbourne Districts FC** – Zach Benson, **St Paul's McKinnon** – Ben Burke, Willian Clarke, Brad Dolan, Patrick Eckersall, Danial Ewart, Matthew Faragher, Tom Gamble, Jake Halasz, Liam Head, Sean Herbstreit, Anthony Locandro, Nicholas Supple, Daniel Thorson, Saxon Van Oursouw, **St Peters FC** – Kye Beveridge, Harry Bowen, Ryan Carroll, Thomas Deftereos, Thomas Harrington, Zak Hawker, Khy Horsnell, Michael Jakes, Charles Joseph, Caleb Lefebvre, Corey Lyons, Eddie Mazur, Maxwell Millwood, Jarrod Munday, Joel Olson, Jordan Pastura, Jack Power, Jack Sanders, Connor Seccull, Durras Seccull, Rayner Seccull, James Sziller, William Taylor, Matthew Vorbach.

### 7 Year Players

**Beaumaris FC** – Max Adams, Matthew Aleardi, Samuel Algeri, Will Armstrong, James Bouwmeister, Devlin Brereton, Finlay Callahan, Matthew Cook, James Davidson, Nick DeBruin, James Diamond, Lewis Diggins, Oscar Duignan, Redford Fennessey, Matthew Field, Lachlan Francis, Kye Gakovic, Josh Gibbons, Guy Green, Tom Harris, Matthew Hennig, Lochlan Hennig, Harrison Houlihan, Daniel Keating, Ronan Ladds, Thomas Lapa, Josh Lucas, Louis Martin, Benjamin Mathews, Jamieson McKinnon, Hayden McLean, Euan McTaggart, Jack Milligan, James Moloney, Quintin Montanaro, Jack Munnings, Edward Newman, Fraser Nicholson, Samuel Pinzone, Matthew Ray, Lachlan Robinson, Max Rothberg, Sam Savis, Nathan Scerri, Mitchell Scott, Harrison Spencer, Campbell Tedde, Alexander Tennant, Joel Torelli, Joshua Trew, Laurence Welford, **Bentleigh JFC/St Peters FC** – James Aitken, Tyler Best, Adam Blair, Jack Brady, Jett Murphy, Sam Ozaydin, **Dingley JFC** – Jordan Batis, Thomas Boss, James Bright, Jackson Bryant, David Cowell, Spencer Hains, Jack Kennedy, Deacon Kitts, Michael Lemon, Lachlan Maher, Ethan Mason, Nicholas Matic, Jacob Mitchell, Owen Moffat, Mitchell Newman, Seth O'donnel, Billy Peake, Luke Peluso, Harrison Rudan, Thomas Schaeche, David Schaeche, Jeramie Simmons, Jordan Smith, Jake Stafford, Adam Stewart, Rhys Tonkin, Rory Wallace, Aden Williams, Matthew Young, **East Malvern JFC** – Benjamin Ahearn, Riley Allis, Tom Andriske, Jack Andriske, Kya Austin, Michael Batten, Taylor Battistella, Jesse Battistella, Justin Baumgarten, Harry Baxter, Andrew Blaher, Hamish Bowen, William Bryce, Thomas Bryce, Patrick Butcher, Angus Cameron, James Carrazzo, Julian Chaffey, Harrison Chalker, Zachary Close, Tom Cohen, Daniel Condon, Charlie Connors, Thomas Conron, Charlie Cormack, Sam Crowe, Max Di Cinto, Ethan Duane, James Fish, Lachlan Fish, Jack Foulds, Stafano Gallucci, Willaim Giles, Charlie Glasser, Angus Halse, Finn Healy, Lachlan Height, William Ingham, Charlie Ingham, Luke Jaensch, Nicholas Johns, Liam Kelliher, Fraser Langton, William Larke, Will Lewis, Thomas Lyons, Jack Mahony, Ryan Matthews, Frank McCormack, James McCormack, Liam Melrose, Marcel Meltzer, Jack Milburn, Thomas Miller, Adam Monkman, Lewis Morgan, Jack Morley, Charlie Morley, Isaac Morrisby, Fraser Morrisby, Zac Mowthorpe, Harry Mulcahy, Josh Murray, Finn Parker, Darcy Peel, Ethan Phillips, Benjamin Pohl, Jack Potter, Lewis Powell, Eddie Powell, Ryan Pritchard, Edward Ralph, Harry Ralph,



Henry Rennell, Alastair Richards, Tomas Riley, Lachlan Russell, Toby Russell, Joshua Salmon, Patrick Schoeder, Trant Shannon, Travis Shannon, Nicholas Slaviero, Fergus Smith, Bailey Smith, Lachlan Stephens, Angus Styles, Thomas Sudano, Max Tarraran, Sam Turner, Matthew Vukic, Teagan Vun, James Wainwright, Nicholas Wainwright, Callum Walters, Jackson Ward, Lachlan Ward, Jamie Wheatley, Jake Wilson, Oscar Wyer, **Mordialloc Braeside JFC** – Liam Burke, Brendan Green, Mitchell Hart, Charlie Howell, Tyson Kidd, Ethan Marshall, Steven Newell-Sakkas, Black O’Leary, Aaron Perry, Mitchell Tsiros, Charlie Worrell, Charlie Yee, **Oakleigh JFC** – Lachlan Hardiman, Mitchell Barker, Massimo Capiello, Lucas Cloke, Callum Gillard, Thomas Gillard, Thomas Gray, Christopher Kafritsas, Stephen Kontiveis, Wais Osmani, Jack Sammut, Edward Standish, Shaun Vapp, **Ormond JFC** – Harrison Burt, Hamish Burt, Ted Buzza, William Cavey, Christopher Ciampoli, Adam Cosgrave, Conor Delany, Benjamin Edwards, Liam Eldering, Claude Elsasser, Lachlan Ewers, Jonathan Keusgen, Samuel Mahon, Andreas Matheou, Patrick McKenzie, Samuel Paine, Ben Putamorsi, Hugué Quin, Cameron Quitt, Zachary Raymond, George Richardson, Jake Roberts, Jesse Scholz, Anthony Seaton, Declan Skahill, Darcy Spackman, Jack Stewart, Liam Taffe, Nathaniel Tsihrintzis, Magnus Urban, Joshua Wilkins, Spencer Wood, Christian Woolrich, **South Melbourne Districts FC** – Finn Alstergren, Patrick Chalmers, Tom Collins, Sam Connock, Charlie Dean, Aaron Gedey, Jaylon Getulio, Willaim Guest, Robert Hinrichsen, Paxron Joel, Joe Koz, Kurtis McCauley, Samiel McConchie, Lewis McIntyre, Oscar Miller, Harrison Murrihy, James Musco, Lucas Noack, Thomas Parkinson, Calvin Payne, Charlie Thomson, Gilligan Unsworth, Fergus Ward, Oscar Williams, **St Paul’s McKinnon JFC** – Karl Abourizk, Michael Azzolini, Ashley Becker, Dylan Bone, Ryan Byrnes, William Canning, Hamish Dunlop, George Elliott, Andrew Furdetsky, Benjamin Gore, Liam Halloran, Harry Hartney, Mitchell Hughes, James Johnstone, Thomas Kennedy, Leo Laucher-Linares, Joseph Lloyd, Daniel McDonald, Samuel Mouzakis, Jack Strangio, Tom Strudwick, Jasper Tsindos, Mackenzie Turley, Campbell Tweedie, Darcy Waldren, **St Kilda City JFC** – Clay Alexander, Connor Bannister, Ryan Bassier, William D’Amico, Ethan Gough, Samuel Gray, Ellison Guss, Lachy Harris, Dylan Harrison-Smith, Elliot Jones, William Kennedy, Henry Lucas, Max Milnes, Tom Murphy, Leo Naylor, Patrick Schoeder, Cameron Sharp, Tom Sheldrick, Connor Stewart, Sammy Stynes, Bobby Tang, Charles Vandergriff, Nicholas Watson, Callum Welsh, Oliver Woods, **St Peters FC** – Ben Taberner, Luca Almiento, James Aloj, Joseph Amato, Anthony Amato, Zac Barrett, Jack Blight, Adam Blight, Joshua Cant, Jarryd Cox, Ben Dance, Alexander Derzekos, Gus Dingwall, Connor Dorrofield, Ethan Foulds, Justin Frappier, Jacob Garufi-Miles, Jesse Godino, Max Grenville, Leo Grenville, Jarrod Hall, Liam Hatt, Ben Hibbert, Jake Hibbert, Jonty Ho, Riley Hughes, Nathan Jane, Daniel Jones, Dino Karamoshos, Bayley Kay-Glover, Stephen Kelly, Matthew Kovac, Mackenzie Lawrence, Matt Lewis, Riley Maher, Liam McCabe, Tioram McDonough, Zane Murphy, Steven Mylonakis, Kane O’Toole, Jake Penny, Cameron Polson, Zachary Rattray, Jake Richardson, Nicholas Roberts, Sam Ruddy, Tate Short, Troy Smith, Ned Walsh, Harry Wardlaw, Lochlan Yeoh, **Waverley Park Hawks JFC** – Cameron Agars, Luke Beteramia, Angelo Cappello, Matthew Cappello, Keiry Chronis, Joseph Cincotta, Gregor Cowie, Miller Cowie, Jackson D’Angelo, Mitchell D’Angelo, Jackson Dean, Harris Dimopoulos, Hayden Emerson, Matthew Fewings, Zach Fischer, Brodie Gravell, Dean Harris, Matthew Jago, Corey Janecic, Lochlan Jenkins, Jorge-Paul Kanavos, Arlyn Khaiyath, Ryan Kilgower, Mitchell Kohne, Jonathan Kyriakoullakis, Thomas Mannix, Daniel Marchese, Marcus Mariette, Lachlan McDonnell, Mitchell Moore, Bradie Morgan, Alex Muir, Alexander Palleschi, Kristian Parisi, Jack Peacock, Benjamin Pearce, Jack Robertson, Jack Ross, Cameron Rowley, Max Rundle, Jack Sullivan, Bailey Thompson, Cooper Thompson, David Tokatliyan, Seann Watson, Joshua Webb, Thomas Webb, Corey Williams, Vincent Zagari, **Waverley Park Hawks JFC / Mount Waverley Falcons JFC** – Nathan Antonucci, William Hayes, James Tighello, Marc Urban, **Waverley Park Hawks JFC / Northvale JFC** – Alistair Bailey, James O’Neill, Tristan O’Neill, James Taylor.



# FINANCIAL REPORT FOR THE YEAR ENDED 31 OCTOBER 2015

# FINANCIAL REPORT FOR THE YEAR ENDED 31 OCTOBER 2015

## Contents

**STATEMENT OF COMPREHENSIVE INCOME**

**STATEMENT OF FINANCIAL POSITION**

**STATEMENT OF CHANGES IN EQUITY**

**STATEMENT OF CASH FLOWS**

**NOTES TO THE FINANCIAL STATEMENTS**

**STATEMENT BY MEMBERS OF THE COMMITTEE**

**INDEPENDENT AUDITORS REPORT**





## STATEMENT OF COMPREHENSIVE INCOME FOR THE YEAR ENDED 31 OCTOBER 2015

	Note	2015 \$	2014 \$
<b>REVENUE</b>			
Affiliation Fees		290,064	239,868
Sponsorships		99,421	111,922
Merchandise sales		443,218	547,396
Umpiring Fees		173,136	188,661
Finals Revenue		72,999	81,665
Insurance		68,551	48,777
Interleague		43,517	28,366
Interest received & receivable		12,674	7,206
Grants		60,724	57,224
Fines and investigations		5,181	4,845
Other income		3,341	2,029
		1,272,826	1,317,959
<b>EXPENDITURE</b>			
Merchandise costs		373,910	455,253
Umpiring costs		198,228	184,707
Employment expenses		307,916	279,272
Finals expenses		74,936	72,734
Functions costs		29,714	24,781
Insurance		67,566	44,187
Interleague		48,646	31,984
Office and general expenses		107,161	80,421
Girls football		12,822	9,808
Moorleigh		6,198	9,220
Tribunal and investigations		963	2,840
		1,228,060	1,195,207
Profit (loss) for the year	<b>2</b>	44,766	122,752

The accompanying notes form part of these financial statements

**STATEMENT OF FINANCIAL POSITION**  
**AS AT 31 OCTOBER 2015**

	<b>Note</b>	<b>2015</b>	<b>2014</b>
		\$	\$
<b>ASSETS</b>			
<b>CURRENT</b>			
Cash and cash equivalents	<b>3</b>	620,935	565,932
Receivables	<b>4</b>	3,128	7,154
Inventories	<b>5</b>	0	0
<b>TOTAL CURRENT ASSETS</b>		624,063	573,086
<b>NON-CURRENT</b>			
Property, plant and equipment	<b>6</b>	2,892	3,520
Leasehold improvements	<b>6</b>	0	15,311
Intangibles – Trade Mark at Cost	<b>6</b>	900	0
<b>TOTAL NON-CURRENT ASSETS</b>		3,792	18,831
<b>TOTAL ASSETS</b>		627,855	591,917
<b>LIABILITIES</b>			
<b>CURRENT</b>			
Payables	<b>7</b>	58,724	66,285
Provisions	<b>8</b>	17,193	18,460
<b>TOTAL CURRENT LIABILITIES</b>		75,917	84,745
<b>TOTAL LIABILITIES</b>		75,917	84,745
<b>NET ASSETS</b>		551,938	507,172
<b>MEMBERS FUNDS</b>			
Retained earnings		551,938	507,172



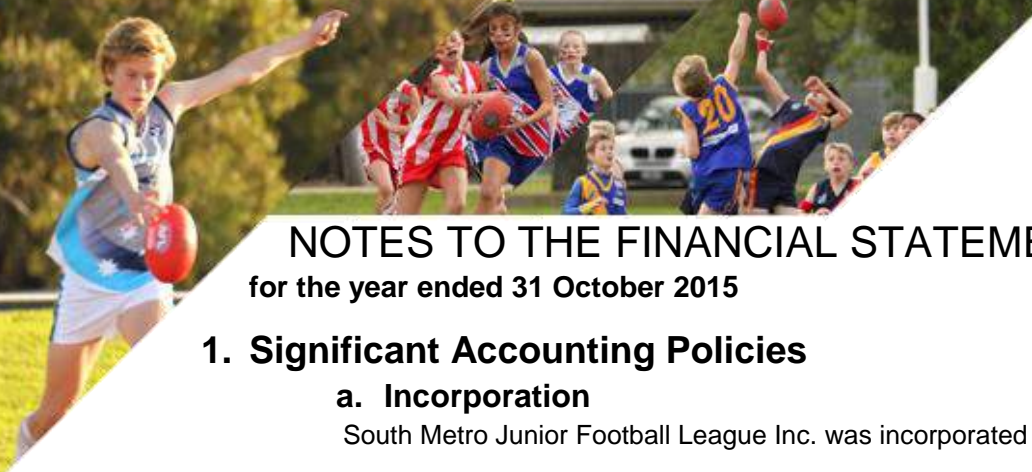
## STATEMENT OF CHANGES IN EQUITY FOR THE YEAR ENDED 31 OCTOBER 2015

	Note	Accumulated Surplus	Total
		\$	\$
Balance 1 November 2014		507,172	507,172
Surplus (Deficit) for the year		44,766	44,766
Balance 31 October 2015		551,938	551,938
Balance 1 November 2013		384,420	384,420
Surplus (Deficit) for the year		122,752	122,752
Balance 31 October 2014		507,172	507,172

## STATEMENT OF CASH FLOWS

### FOR THE YEAR ENDED 31 OCTOBER 2015

	Note	2015 \$	2014 \$
<b>CASH FLOWS FROM OPERATING ACTIVITIES</b>			
Receipts from customers		1,264,178	1,331,274
Payments to suppliers and employees		(1,220,949)	(1,176,677)
Interest received		12,674	7,206
<b>Net cash provided by (used in) operating activities</b>	<b>9</b>	<b>55,903</b>	<b>161,803</b>
<b>CASH FLOWS FROM INVESTING ACTIVITIES</b>			
Payments for leasehold improvements			(27,394)
Payments for Trade Mark		(900)	
<b>Net cash provided by (used in) investing activities</b>		<b>(900)</b>	<b>(27,394)</b>
<b>Net cash provided</b>		<b>55,003</b>	<b>134,409</b>
Net increase (decrease) in cash		55,003	134,409
Cash at beginning of financial year		565,932	431,523
Cash at end of financial year	<b>9</b>	<b>620,935</b>	<b>565,932</b>



## NOTES TO THE FINANCIAL STATEMENTS for the year ended 31 October 2015

### 1. Significant Accounting Policies

#### a. Incorporation

South Metro Junior Football League Inc. was incorporated on 5 January 2009.

#### b. Basis of preparation

The financial report is a general purpose financial report that has been prepared in accordance with Australian Accounting Standards, Interpretations and other authoritative pronouncements of the Australian Accounting Standards Board and the Associations Incorporations Reform Act 2012.

The financial report of South Metro Junior Football League Inc. as an individual entity complies with Australian Equivalents to International Financial Reporting Standards. Compliance with Australian Equivalents to International Financial Reporting Standards ensures that the financial statements and notes comply with International Financial Reporting Standards (IFRS).

The financial report has been prepared under the historical cost convention modified by revaluations of selected non-current assets, financial assets and financial liabilities for which the fair value basis of accounting has been applied.

The following is a summary of the material accounting policies adopted by the league in the preparation and presentation of the financial report. The accounting policies have been consistently applied, unless otherwise stated.

#### c. Accounting policies

##### i. Revenue

*Affiliation fees and sponsorships are recognised as revenue on a time proportional basis.*

Revenue from the sale of goods, is recognized when the significant risks and rewards of ownership of the goods have passed to the buyer and the costs incurred or to be incurred in respect of the transaction can be measured reliably. Risks and rewards of ownership are considered as having passed to the buyer upon the delivery of goods to customers.

Revenues from the provision of services are recognised upon delivery of the service.

Grant revenue is recognised in the income statement when it is controlled. When there are conditions attached to grant revenue relating to the use of those grants for specific purposes it is recognised in the balance sheet as a liability until such conditions are met or services provided.

Interest revenue is recognised on a proportional basis taking into account the interest rates applicable to the financial assets.



# NOTES TO THE FINANCIAL STATEMENTS

## for the year ended 31 October 2015 (continued)

### i. Cash and cash equivalents

Cash and cash equivalents include cash on hand, deposits held at-call with banks and other short-term highly liquid investments with original maturities of three months or less.

### ii. Inventories

Inventories are measured at the lower of cost and net realisable value.

### iii. Financial instruments

#### Receivables

Trade and other receivables when initially recognised are measured at fair value, which normally approximates their nominal value. Subsequently they are measured at amortised cost using the effective interest rate method.

#### Payables

Trade and other accounts payable are recognised when the association becomes obliged to make future payments resulting from the purchase of goods or services. When initially recognised they are measured at fair value, which normally approximates their nominal value. Subsequently they are measured at amortised cost.

### iv. Property, plant and equipment

Each class of property, plant and equipment is carried at cost or fair value as indicated less, where applicable, any accumulated depreciation and impairment losses.

#### Depreciation

The depreciable amount of items of property, plant and equipment are depreciated on a straight line basis over their estimated useful lives commencing from the time the asset is held ready for use.

The assets' residual values and useful lives of assets are reviewed at each balance sheet date and adjusted if appropriate.

The following estimated useful lives are used in the calculation of depreciation:

<b>Class of asset</b>	<b>Useful life</b>
Furniture and Equipment	10
Football Equipment	10
Computer equipment	3

#### Amortisation

Leasehold improvements have been amortised over two years



## NOTES TO THE FINANCIAL STATEMENTS for the year ended 31 October 2015 (continued)

### **i. Employee benefits**

Provision is made for the association's liability for employee benefits arising from services rendered by employees to the end of the reporting period.

Employee benefits that are expected to be settled within one year have been measured at the amounts expected to be paid when the liability is settled, plus related on-costs.

Employee benefits payable later than one year have been measured at the present value of the estimated future cash outflows to be made for those benefits.

Contributions are made by the entity to an employee superannuation fund and are charged as expenses when incurred.

### **ii. Provisions**

Provisions are recognised when the association has a legal or constructive obligation as a result of past events, for which it is probable that an outflow of economic benefits will result and that outflow can be reliably measured.

Provisions recognised represent the best estimate of the amount required to settle the obligation at the end of the reporting period.

### **iii. Income tax**

No Provision for Income Tax has been raised, as the entity is exempt from Income Tax under Division 50 of the Income Tax Assessment Act 1997.

### **iv. Goods and services tax (GST)**

Revenues, expenses and assets are recognised net of the amount of GST, except where the amount of GST incurred is not recoverable from the Australian Tax Office (ATO).

In these circumstances, the GST is recognised as part of the cost of acquisition of the asset or as part of an item of the expense.

Receivables and payables in the statement of financial position are shown inclusive of GST.

**NOTES TO THE FINANCIAL STATEMENTS**  
for the year ended 31 October 2015 (continued)

	2015 \$	2014 \$
<b>2. Profit for the year</b>		
Profit for the year has been determined after:		
<b>a. Crediting as revenue</b>		
Interest received and receivable	12,674	7,206
<b>b. Charging as expenses</b>		
Depreciation of property, plant and equipment	627	989
Amortisation leasehold improvements	15,311	12,083
Doubtful debts	0	0
Auditors fees	5,000	4,500
<b>3. Cash and cash equivalents</b>		
Cash at bank	55,041	67,655
Interest bearing deposits	565,894	498,277
	620,935	565,932
<b>4. Receivables</b>		
<b>Current</b>		
Trade debtors	23,320	27,346
Less provision for doubtful debts	(20,192)	(20,192)
	3,128	7,154
<b>5. INVENTORIES</b>		
<b>Current</b>		
Merchandise and supplies held for resale at the lower of cost and net realisable value	0	0



## NOTES TO THE FINANCIAL STATEMENTS

for the year ended 31 October 2015 (continued)

	2015 \$	2014 \$
<b>6. Property, plant and equipment</b>		
Furniture and equipment at cost	6,510	6,510
Less provision for depreciation	3,618	2,990
<b>Total property, plant and equipment</b>	<u>2,892</u>	<u>3,520</u>
Leasehold Improvements	27,394	27,394
Less provision for amortisation	27,394	12,083
<b>Total Leasehold Improvements</b>	<u>0</u>	<u>15,311</u>
<b>Intangibles – Trade Mark</b>	<u>900</u>	<u>0</u>
<b>7. Payables</b>		
Trade creditors	27,294	17,868
Other creditors and accruals	31,430	48,417
Income in advance	0	0
	<u>58,724</u>	<u>66,285</u>
<b>8. Provisions</b>		
Provision for employee entitlements	<u>17,193</u>	<u>18,460</u>
<b>9. Cash flow</b>		
<b>a. Reconciliation of cash</b>		
Cash at the end of the financial year shown in the statement of cash flows is reconciled to the related items in the statement of financial position as follows:		
Cash at bank	<u>620,935</u>	<u>565,932</u>
For the purpose of the statement of cash flows, cash includes cash on hand and in banks net of outstanding overdrafts		

## NOTES TO THE FINANCIAL STATEMENTS

for the year ended 31 October 2015 (continued)

### b. Reconciliation of cash flow from operating activities

Profit (loss) from operations	44,766	122,752
<b>Non-cash flow items in profit</b>		
Amortisation	15,311	12,083
Depreciation	627	989
Doubtful debt provision	0	0
<b>Changes in assets and liabilities</b>		
(Increase) decrease in receivables	4,026	20,686
(Increase) decrease in inventories	0	3,752
Increase (decrease) in payables	(7,561)	1,431
Increase (decrease) in provisions	(1,266)	110
<b>Cash flow from operating activities</b>	<b>55,903</b>	<b>161,803</b>
<b>Cash flows from investment activities</b>		
<b>Purchase leasehold improvements</b>	(900)	(27,394)

## 10. Financial risk management

The leagues financial instruments consist mainly of deposits with banks and accounts receivable and payable.

The purpose of these financial instruments is to finance the leagues operations

The league does not have any derivative financial instruments

### a. Interest rate risk

The leagues exposure to interest rate risk and the effective interest rate of financial assets and financial liabilities both recognized and unrecognized at balance date are as follows:

Financial instruments	Floating interest rate		Non-interest bearing		Total carrying amount		Average interest rate	
	2015	2014	2015	2014	2015	2014	2015	2014
<b>Assets</b>								
Cash	565,894	498,277	55,041	67,655	620,935	565,932	2.14%	1.64%
Receivables			3,128	7,154	3,128	7,154		
<b>Total financial assets</b>	565,894	498,277	58,169	74,809	624,063	573,086		
<b>Liabilities</b>								
Payables			76,215	84,745	76,215	84,745		
<b>Total financial liabilities</b>			76,215	84,745	76,215	84,745		
<b>Net financial assets</b>	565,894	498,277	(18,046)	(9,936)	547,848	488,341		



## NOTES TO THE FINANCIAL STATEMENTS for the year ended 31 October 2015 (continued)

### **b. Net fair values**

The aggregate net fair values of financial assets and liabilities approximate their carrying amounts.

### **c. Credit risk**

The maximum exposure to credit risk at balance date in respect of each class of financial assets is the carrying value of those assets

## **11. Related party transactions**

Transactions between related parties are on normal commercial terms and conditions that are no more favorable than those available to other parties unless otherwise stated

## STATEMENT BY MEMBERS OF THE COMMITTEE

### **Annual statements give a true and fair view of financial performance and position of incorporated association**

We, Peter Ryan and Lewis Bearman being

Members of the Committee of the South Metro Junior Football League Inc., certify that –

The statements attached to this certificate give a true and fair view of the financial performance and position of the South Metro Junior Football League Inc. during and at the end of the financial year of the association ending on 31 October 2015.



**Signed:** Peter Ryan - Director

**Dated:** 23 November 2015



**Signed:** Lewis Bearman - Director

**Dated:** 23 November 2015



## Independent Auditor's Report to the Members of South Metro Junior Football League Inc.

We have audited the accompanying financial report of South Metro Junior Football League Inc. The financial report comprises the Statement of Financial Position as at 31 October 2015, and the Statement of Comprehensive Income, Statement of Changes in Equity and Statement of Cash Flows for the year ended on that date, a summary of significant Accounting Policies and other explanatory notes.

### **Committees' Responsibility for the Financial Report**

The Committee of the League is responsible for the preparation and fair presentation of the financial report in accordance with the Leagues Rules, Australian Accounting Standards (including the Australian Accounting Interpretations) and the Associations Incorporation Reform Act 2012. This responsibility includes establishing and maintaining internal controls relevant to the preparation and fair presentation of the financial report that is free from material misstatement, whether due to fraud or error, selecting and applying appropriate accounting policies and making accounting estimates that are reasonable in the circumstances.

In note 1, the Committee also state, in accordance with Accounting Standard AASB 101, Presentation of Financial Statements, that compliance with the Australian equivalents to International Financial Reporting Standards ensures that the financial report, comprising the financial statements and notes, complies with International Financial Reporting Standards

### **Auditors Responsibility**

Our responsibility is to express an opinion on the financial report based on our audit work. We conducted our audit in accordance with Australian Auditing Standards. These Auditing Standards require that we comply with relevant ethical requirements relating to audit engagements and plan and perform the audit to obtain reasonable assurance whether the financial report is free from material misstatement

An Audit involves performing procedures to obtain audit evidence about the amounts and disclosures in the financial report. The procedures selected depend on the auditor's judgment, including the assessment of the risks of material misstatement of the financial report, whether due to fraud or error. In making those risk assessments, the auditor considers internal controls relevant to the entity's preparation and fair presentation of the financial report in order to design audit procedures that are appropriate in the circumstances, but not for the purpose of expressing an opinion on the effectiveness of the entity's internal control. An audit also includes evaluating the appropriateness of accounting policies used and the reasonableness of accounting estimates made by the Committee, as well as evaluating the overall presentation of the financial report

We believe the audit evidence we have obtained is sufficient and appropriate to provide a basis for our audit opinion

### **INDEPENDENCE**



In conducting our audit we complied with applicable independence requirements of Australian professional ethical pronouncements.

#### **AUDIT OPINION**

In our opinion, the financial report of the South Metro Junior Football League Inc., is in accordance with the Associations Incorporation Reform Act 2012, including

- I. giving a true and fair view of the Association's financial position as at 31 October 2015 and of its performance for the period ended on that date, and
- II. complying with Australian Accounting Standards (including the Australian Accounting Interpretations) and the Associations Incorporation Reform Act 2012.



Christopher D. White

Partner

Crane White & Associates

23 November 2015

Melbourne



## Football Partners

AFL

TAC Cup



Melbourne FC

St Kilda FC

Dandenong  
Stingrays

Oakleigh Chargers

Sandringham  
Dragons

## Local Councils



## Charity Partner



**SOUTH  
METRO  
JUNIOR**  
FOOTBALL LEAGUE

KICKING GOALS FOR BRAIN CANCER WITH THE  
ROBERT CONNOR DAWES FOUNDATION

[Redfoundation.org](http://Redfoundation.org)



**MONJON**

SECURING YOUR BUSINESS IS OUR BUSINESS



**IMAGE**  
CORPORATE & SPORTING APPAREL  
0418 551 933  
clockhart@bigpond.com

- Sublimation
- Club Wear
- School Wear
- Sportswear
- Corporate Wear
- Banners
- Stubbies
- Bar Mats
- and more

For all your corporate school and sporting needs



**ELITE**  
ATHLETE PERFORMANCE NETWORK

the **Bentleigh**  
Club



Top-Notch  
TROPHIES & PROMOTIONS

australia  
**schweppes**



photogenix | sports



**turfmate**

YOUR BEST FRIEND FOR ALL THINGS TURF



Ross Faulkner



**RED ONION**  
CREATIVE



ABN Number: 47 327 665 211

Incorporation number: A0028567X

2<sup>nd</sup> Floor, Junior Development Pavilion,

Moorabbin Reserve, Linton St, Moorabbin VIC, 3189

[www.smjfl.com.au](http://www.smjfl.com.au)



SMJFL



@smjfl



@smjfl

