


# 2018 ANNUAL REPORT



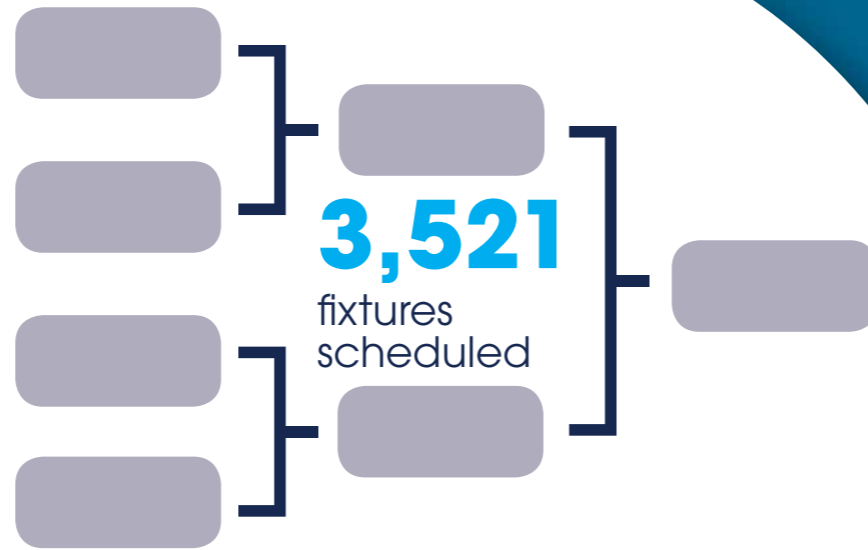
**SOUTH  
METRO  
JUNIOR**  
FOOTBALL LEAGUE

# ANOTHER HUGE YEAR IN THE SMJFL

TOTAL PARTICIPATION  
**11,048**  
players



**488**  
teams



**621**  
Umpires

**\$45,158.70**  
raised for charity partner RCD

**21%** increase in social  
media followers

**6**  
former  
players  
drafted to  
AFL clubs

**37%**  
increase

**29**  
new female  
teams



**858**  
new female players

## CONTENTS

- 02** Chairman's Report
- 04** CEO's Report
- 06** SMJFL Strategic Report
- 07** People of the SMJFL
- 10** Our Clubs
- 11** Governance
- 12** Child Safety
- 13** Melbourne South Football Facilities Strategy
- 14** Fair Play
- 15** Vic Health
- 16** Football Report
- 17** Participation
- 18** Talent
- 20** Umpiring Academy
- 22** Lightning Carnival
- 23** Grand Finals
- 24** Under 11 Results
- 26** Under 12 Results
- 28** Under 13 Results
- 30** Under 14 Results
- 32** Under 15 Results
- 34** Under 16 Results
- 36** Under 17 Results
- 37** Youth Girls Results
- 38** Stakeholders & Communication
- 39** Councils & Parks Vic
- 40** Partners
- 41** Monash University
- 42** RCD Foundation
- 44** Events
- 46** AFL Victoria & Awards
- 47** Media/Social Media
- 48** St Kilda Partnership
- 49** Melbourne Partnership
- 50** Financials

# CHAIRMAN'S REPORT

LEWIS BEARMAN  
CHAIRMAN

Season 2018 has been another amazing season both on and off the field for the South Metro Junior Football League (SMJFL). As a league we are so fortunate to have an exceptional Executive team lead by our CEO Sarah Loh, General Manager – Football and Operations, Emily McIntyre and all staff. We also have an amazing Board, who volunteer so much of their time to ensure we provide a safe and fair environment for all our players, regardless of gender or ability, to participate in our great code. I wish to acknowledge the time, effort and contribution in 2018. All your efforts ensure we have a successful league!

In 2018 over 11,000 registered players and 26-member clubs formed 488 teams. The league scheduled over 3,500 home and away matches of football, played by both boys and girls, from Under 8 to Under 18's across six local government municipalities. In addition, we scheduled 144 finals matches, 41 of which were Grand Finals and 246 Lightning Carnival 'mini-games'.

A significant proportion of our growth continues to come as a result in the expansion of girl's football. This growth has been unprecedented and at the same time satisfying that so many of our daughters want to play football and want to play in the SMJFL. Whilst this expansion has been beyond all our expectations it has also created some challenges for clubs and the league alike. Additional pressure on volunteers and strain on grounds and facilities are a challenge for all of us. We continue to work with stakeholders, clubs and councils to ensure we continue to allow all participants an opportunity to play.

The Melbourne South Facilities Strategy project, initiated by the SMJFL and supported by football leagues across the region, our Council partners and AFL Victoria, has provided a strategic document to support expansion, improvement and upgrade of infrastructure to support the growth outlined above. This is a significant undertaking by the league and the benefits of this strategy will be seen over the next few years.

This year our CEO had the vision to establish the first "Umpire Academy" to recruit, support and encourage our umpires. This academy was brilliantly led by Umpire Academy Manager, Cam Watts and is viewed as an outstanding success by the Board and externally. There were over 621 league umpires up from 560 last year and 330 club volunteer umpires, a cohort who I call our 27th club; the camaraderie, banter and support for each other amongst the umpire group is like that of any member club. The league umpires are aptly led by an outstanding coaching panel, Nick Bergman (Head Coach - Umpiring) and fellow coaches, along with supporting mentors, must be thanked for their continued development and nurturing of the boys and girls, men and women who umpire each Sunday. All our umpires did a wonderful job in roles not always fully appreciated, but remember, no match begins without an umpire.

The SMJFL ran the Interleague program internally in 2018 for the third season. Our interleague results were once again very pleasing. We saw six South Metro Stars teams featured in the AFL Victoria Metro Junior Championships across U15 Boys, U15 Girls and U14 Boys, yielding three Grand Final appearances and the U15 Div 1A Premiership! Two Under 13 teams played in a one-day carnival on the Sunday of Queen's Birthday Weekend.

The most pleasing was each one of the representative players and coaches demonstrated the values of the league on and off the field. I wish to thank David Sheridan (Interleague Academy Manager) and wish him luck in his new position with the YJFL. The rest of the interleague coaching team must be heralded for running such a fantastic program that no doubt will go to new highs in 2019.

In addition to the interleague program this year saw the introduction of the Next Generation Academy in partnership with the St Kilda football club. The NGA is a broader talent development program that has provided SMJFL players the opportunity to participate in a program aimed at improving their skills, nutrition and knowledge. I wish to thank St Kilda and the key people involved with the NGA and look forward to us building on this program and one talent pathway. I also wish to thank St Kilda CEO Matt Finnis for the support and opportunities he has brought to the SMJFL.

In addition to St Kilda, on behalf of the SMJFL Board I'd like to thank and acknowledge the support and ongoing close working relationship with the AFL, AFL Victoria, Melbourne FC, Southern Football Netball League (SFNL), Victorian Amateur Football Association (VAFA), Parks Victoria & the six LGA's (Glen Eira, Monash, Kingston, Bayside, Port Phillip and Stonnington) and the significant support of our Corporate Partners.

I would especially like to thank our major sponsor Monash University for their past support and their ongoing commitment to the SMJFL.

Everything achieved each Sunday is a result of the work done by those at the coal face, so a big thank you to all the volunteers and support crews at each club, starting with club committees, game day officials, parents, family, friends and supporters. It is these groups of individuals that form the fabric of each club and make Australian Rules football such a great game to play in and to be associated with.

Because of this, the Board continues to focus on delivering our mission, 'to provide kids a safe, supportive and inclusive environment which




**Everything achieved each Sunday is a result of the work done by those at the coal face, so a big thank you to all the volunteers"**

develops, promotes and encourages participation in Australian Rules football'.

Once again, I wish to thank the Board, the Executive, the Clubs, Volunteers, Players and all our Partners for your continued input and support of the league and your support of me in the role.

I look forward to season 2019, and in the words of our previous Chairman Peter Ryan it continues to be 'about the kids'.

I wish everyone a safe and satisfying holiday season.



# CHIEF EXECUTIVE OFFICER'S REPORT

Well, what another cracking year we've had in 2018 with another huge year of growth. 11,048 players, 488 teams an increase of female players to 2,358 from 1,500 last year and the biggest stat of them all: the football department scheduling a whopping 3,500 games.

## 2018 Highlights

Season 2018 saw the introduction of some new and bold initiatives such as the SMJFL Umpire Academy and the Interleague Academy. Firstly, the Umpire Academy has been revolutionary for the league with the introduction of a structured education program to support and develop our young umpires. The program identifies three categories of umpires, novice, intermediate and experienced. With each category ensuring each umpire is assessed and supported accordingly. A big acknowledgement to our Umpire Academy



**Recruitment and retention of umpires has been integral to the success of the academy. This is most evident with the total amount of umpires being 621, making SMJFL the largest employer of AFL umpires in the country, which means the universe!"**

Manager Cam Watts, who helped develop and roll out the program. He should be applauded as he has led his umpire coaches to a high standard this year. Recruitment and retention have been integral to the success. This is most evident with the total amount being 621 making SMJFL the largest employer of AFL umpires in the country, which means the universe!

Secondly, the Interleague Academy was launched earlier this year in partnership with the St Kilda FC and its Next Generation Academy. The partnership ensured there was only one talent pathway in the region for U13 to U15. Being supported by an AFL club in the region has reaped many benefits for our young players. I'd like to acknowledge our friends from St Kilda FC community department led by Gerard Jess and Jack Henty. I'd also like to acknowledge Jon Couston who has project managed our new HQ next door and will continue to build into stage 2. Finally, thanks to Allan Williams who has been integral in assisting SMJFL in securing

the 5-year Reflex sponsorship worth over \$165K.

The SMJFL was also successful in securing a \$20K VicHealth Grant for no junk food in sponsorship with the VicHealth paper recently been launched that will assist other sporting organisations throughout Victoria take the lead on no junk food sponsorships.

Behind the scenes, the Board and Executives have worked on two key projects this year, the Melbourne South Football Facilities Strategy which SMJFL invested \$50K to commission the strategy. After contributions from partners including AFL Vic, SFNL, VAFA and our 6 LGA's, SMJFL's total contribution being \$10K with the original investment being returned to our cash reserves. The strategy is one of the most significant documents that will guide and lead decisions about three key areas surrounding increased participation in the region being, unisex facilities, grounds and lighting. As we work with our Council partners and Parks Victoria to strategically

assess what is required to support the growth in the region.

The strategy has already yielded funding commitments from the AFL, Council partners and State funding. These projects include:

- Le Page - \$50K unisex changerooms
- JL Murphy - \$100K - pavilion
- Centenary Park - \$165K lighting
- McKinnon - Lighting 150 lux - \$40K

The other major project has been the development of the new 3-year strategic plan 2019-2021 which we will launch at this year's AGM. The strategic plan has 3 key pillars, governance, football and the key third pillar being community. Our community is made up of all of our club volunteers, and over the next 3 years, they will be our key focus.

## SARAH LOH CHIEF EXECUTIVE OFFICER

### Thank you

I'd like to take the opportunity to thank my staff for their tireless work in both the football department and business department of the league; well done this year and for all your efforts. I'd like to acknowledge the SMJFL Board for another successful year and for their ongoing support and guidance of myself and the executive team. I'd also like to acknowledge our AFL Victoria partners and our regional manager, Gary Brown who has tirelessly worked in our region and now supports and mentors our two football development managers, Tiernan Abrecht and Matt Cracknell.

From a financial perspective, the league continues to improve through other revenue resources such as improved sponsorships from our corporate partners. In the past three years, the sponsorship of the league has doubled so I personally thank our partners for their continued support. Your contribution ensures that we can provide our kids affordable access to the best sport in the world. In particular, I'd like to acknowledge and thank our major sponsor, Monash University, who've supported us over the past two years and helped identify our future leaders in the region.

Of course, with the type of increases we have experienced, it means further pressure on all clubs with ensuring all kids get on the playing field week in, week out over 19 weeks as well as all the preparation pre-season and the off-season. The volunteers at our clubs need to be especially acknowledged and thanked! We simply don't exist without our clubs and our clubs don't exist without the hard-working volunteers. Thank you to each and every volunteer in the SMJFL.

Yes, it's been a huge year in the SMJFL and we can't wait to it all again for the kids!



# 2015-2018 STRATEGIC PLAN



## OUR VISION

To be the industry leader in the administration and delivery of junior sport



## OUR PILLARS

### 1. Governance

To ensure that our decision making is independent, professional and accountable for the betterment of our stakeholders, for short to long term interests.

### 2. Football

Maintain quality football competitions, pathways and environments that are safe and fun and which promote health and inclusiveness for all.

### 3. Stakeholders and Communication

Building and elevating the SMJFL brand in the community.

## OUR MISSION

To provide kids a safe, supportive and inclusive environment which develops, promotes and maximises participation in Australian Rules Football

## OUR VALUES

### The SMJFL believes in:

- **Independence** – to remain independent, strong and viable.
- **Accountability** – the highest level of accountability for all stakeholders.
- **Respect and Tolerance** – to promote respect, tolerance & fairness at all levels.
- **Inclusiveness** – regardless of gender, cultural background, socio-economic status or ability.
- **Communication** – open and transparent.
- **Quality** – a commitment to continual improvement and best practice.
- **Health, Well-Being & Fun** – to foster a community based environment that is family friendly, healthy and fun

# PEOPLE OF THE SMJFL

## BOARD



**LEWIS BEARMAN**  
**CHAIRMAN**

**Attendance - 8/8**  
**Subcommittees -**  
Governance

**ROB AIVATOGLOU**  
**VICE CHAIRMAN**

**Attendance - 4/8**  
**Subcommittees -**  
Football, Talent & Pathways; Stakeholders

**KATE RIORDAN**  
**DIRECTOR**

**Attendance - 7/8**  
**Subcommittees -**  
Governance

**JAMIE GRAY**  
**DIRECTOR**

**Attendance - 7/8**  
**Subcommittees -**  
Football, Talent & Pathways; Stakeholders



**DON ROBERTSON**  
**DIRECTOR**

**Attendance - 8/8**  
**Subcommittees -**  
Finance; Stakeholders

**TRACEY DAVIES**  
**DIRECTOR**

**Attendance - 7/8**  
**Subcommittees -**  
Football, Talent & Pathways; Governance

**MATT WEBB**  
**DIRECTOR**

**Attendance - 6/8**  
**Subcommittees -**  
Football, Talent & Pathways; Finance

# PEOPLE OF THE SMJFL

## STAFF



**SARAH LOH**  
CEO

**EMILY McINTYRE**  
GM FOOTBALL  
& OPERATIONS

**CAMERON WATTS**  
UMPIRE ACADEMY  
MANAGER

**IAN LEACH**  
FOOTBALL  
OPERATIONS  
COORDINATOR

## FORMER STAFF 2018 FINANCIAL YEAR



**DAVID SHERIDAN**  
INTERLEAGUE  
ACADEMY  
MANAGER

**ZOE DRIVER**  
BUSINESS OPERATIONS  
COORDINATOR



**DOMINIC FAVATA**  
MEDIA  
COORDINATOR

**JASMIN CANNIZZO**  
GOVERNANCE  
COORDINATOR



**TOBY BOYLE**  
BUSINESS  
OPERATIONS  
MANAGER

**BRUCE  
ECKERSALL**  
FINANCE  
MANAGER

## LIFE MEMBERS

- David Andrews
- Geoff Bayliss
- Jack Chrapot
- Colleen Inglis
- Steve Kilpatrick
- Len Manzie
- Carl Russo
- Bruce Stegelman\*
- Pauline Stegelman
- Doug Willans\*
- Peter Henwood
- David Landau
- Russell McMurray
- Roger Teale
- Tim Walsh

\* = deceased

# PEOPLE OF THE SMJFL

## INTERNSHIP PROGRAM PARTICIPANTS

**Football Operations**  
Nathan Guy

**Events**  
Ryan Mann

**Media**  
Steph Barkas

## SMJFL UMPIRE ACADEMY STAFF

**Head Coach**  
Nick Bergman

**Experienced Umpire Coaches**  
Glenn Emery and  
Matthew Mahoney

**First Year Novice Umpire Coaches**  
Nathan Guy,  
Doug Haworth,  
Hugo Burstin,  
Logan Webster  
and Hannah Bailes

**Appointments Coordinators**  
Nathan Guy and  
Nick Bergman

**Accreditation Coordinator**  
Logan Webster

**Boundary Umpire Coach**  
Courtney Stelling

**Payroll Coordinator**  
Michael Bridges

**Umpire Liaison**  
Doug Haworth

## INTERLEAGUE COACHING STAFF

Kade Answerth  
Brad Atholwood  
Tash Bennett  
Mia Borowitz  
Paul Carrigan  
Lou Collera  
Mia Cowan

Darin Edwards  
Taylah Erconala  
Ryan Forgarty  
Josh Galbrith  
Marc Louis  
Nick Moodie  
Nick Murray

Declan O'Brien-Reeve  
Nigel Scott  
Andrew Soultrey  
Buddy Spohn  
Kody West-Linnett  
Stephen Zayler

## TRIBUNAL MEMBERS

**TRIBUNAL CHAIRPERSON**

Sam Hatzi

**TRIBUNAL PANEL**

David Meeve  
Gary Oram  
Jim Browne  
Neil Daly

Sharon Daly  
Mark Dance  
Jim Magee  
Ati Damadaran

## APPEALS BOARD MEMBERS

Greg Thomas  
Andrew Clements  
Andrew McKenna  
Matt Fisher

# SMJFL MEMBER CLUBS 2018



Ajax FC



Ashwood JFC



Beamaris FC



Bentleigh JFC



Brighton Beach JFC



Caulfield JFC



Cheltenham JFC



Dingley JFC



East Brighton Vampires JFC



East Malvern JFC



East Sandringham JFC



Hampton Rovers AFC



Highett FC



Mordialloc-Braeside JFC



Murrumbeena JFC



Northvale JFC



Oakleigh JFC



Ormond JFC



Port Melbourne FC



Pahran JFC



South Melbourne Districts JFC



St Bedes/Mentone AFC



St Kilda City JFC



St Paul's Mckinnon JFC



St Peters FC



Waverley Park Hawks JFC

## TOBY BOYLE BUSINESS OPERATIONS MANAGER

# GOVERNANCE REPORT

As the final year of the SMJFL's current strategic plan commenced, the focus from the Board and the Executive Staff shifted to reviewing what we have achieved from a governance perspective and what we need to focus on post 2018. In any football season there are challenges and issues that evolve throughout the course of the year and those that happen without warning. The SMJFL commit to making decisions that are professional and independent. We ensure we are accountable to these decisions, being open and transparent to our key stakeholders.

There have been several decisions made at Board level that have had an impact on 2018 but ultimately will impact beyond this year. The focus on the next strategic plan has been a constant item all season. Tying the remaining year of one plan to the next plan requires an eye on both the present and the future. The following key decisions are testament to this:

- Negotiation and agreement of the St Kilda NGA / SMJFL partnership
- Reducing / removing junk food in sponsorship
- New executive staff structure and position descriptions
- New club applications and impacts on current clubs

The day to day decision making at executive staff level is always done with professionalism and accountability. In addition the decision making is always within the scope provided by the Board. Beyond decision making, the day to day governance of the SMJFL has centred around both league and club compliance, in particular **risk management** and **child safety**. Jasmin Cannizzo, Emily Walsh and Zoe Driver were key to working through the layers and layers of child safety in 2018, ensuring all club Child Safety Officers (CSOs) were receiving the support needed to tackle the leagues greatest compliance requirement.

My appointment in June coincided with a significant structural change to the SMJFL organisation chart. The changes continued to evolve with both Zoe and Emily accepting new roles elsewhere (Western Bulldogs FC and Melbourne City Mission respectively). Pleasingly, as a Board and Executive, we have been able to continue servicing our clubs and partners whilst these roles were re-shaped and ultimately filled. The roles of Club Development Coordinator and Marketing Coordinator have been appointed, two significant HR tasks that involved considerable planning and decision making. The new "Business Department" of the SMJFL is in the midst of a busiest time and on behalf of our newest staff, we look forward to continuing the SMJFL's high level of governance.



# CHILD SAFETY

## Background

From 1 January 2017, the Child Safe Standards apply to sporting organisations that operate and provide sporting services to children within Victoria (including National Sporting Organisations). The Standards apply to organisations as a whole, not only the areas that work with children. The standards are flexible and principle-based initiatives to increase the safety of all children within the organisation. The Standards apply to all personnel in an organisation. This includes:

- Board of Management / Committee Members
- All paid staff (CEO, Executive, Employees)
- All Volunteers (Coaches, officials, administrators, etc)
- All students on placement
- Any contractors the organisation engages

## The Standards

The seven standards are:

1. Strategies to embed an organisational culture of child safety, including through effective leadership arrangements
2. A child safe policy or statement of commitment to child safety
3. A code of conduct that establishes clear expectations for appropriate behaviour with children
4. Screening, supervision, training and other human resources practices that reduce the risk of child abuse by new and existing personnel
5. Processes for responding to and reporting suspected child abuse
6. Strategies to identify and reduce or remove risks of child abuse
7. Strategies to promote the participation and empowerment of children.



## Child Safe Standards

### Child Safe Standards 1, 2 & 3

All SMJFL clubs have reached 100% compliance for standards 1, 2 & 3 with the implementations of the following documents uploaded to each club website:

- Standard 1 – Child Safe Mission Statement
- Standard 2 – Child Safe Policy
- Standard 3 – Child Safe Code of Conduct

### Child Safe Standard 4 – Everproof Compliance

#### Sub-organisation (Clubs) –



#### Individual Club Compliance –

Club	Standard 4 - EVERPROOF	Non-Compliant Individuals	Non-Compliant Groups (teams)
<b>ALL CLUBS</b>	<b>94%</b>	<b>214</b>	<b>136</b>
Ajax	96%	4	3
Ashwood	96%	3	0
Bearmaris	97%	13	0
Bentleigh	97%	1	4
Brighton Beach	93%	6	9
Caulfield	100%	0	0
Cheltenham	98%	3	1
Dingley	100%	0	0
East Brighton Vampires	98%	4	2
East Malvern	95%	26	9
East Sandringham	95%	11	5
Hampton	95%	7	8
Highbury	100%	0	0
Mordialloc-Braeside	97%	7	3
Murrumbeena	96%	4	3
Northvale	80%	2	2
Oakleigh	98%	2	1
Ormond	91%	8	10
Port Melbourne Colts	82%	8	6
Prahran	60%	39	12
South Melbourne Districts	91%	10	9
St Bedes/Mentone	89%	7	6
St Kilda City	73%	29	16
St Paul's McKinnon	93%	3	10
St Peters	85%	17	15
Waverley Park Hawks	100%	0	0

### Child Safe Standards 5, 6 & 7

Like the first three (3) standards, Club are required to develop documents outlining their commitment to meeting Standards 5, 6 & 7. As required documents uploaded to website, approved at Committee level or implemented into training plans and policy;

- Standard 5 – Incident Procedure, and Incident Report documents
- Standard 6 – Risk Management through Assessment, Checklist and Matrix
- Standard 7 – Child Empowerment Initiatives

#### Individual Clubs Compliance (Thursday 30 August, 2018)

- Standard 5 – 19 of 26 clubs
- Standard 6 – 13 of 26 clubs
- Standard 7 – 14 of 26 clubs

# MELBOURNE SOUTH FOOTBALL FACILITIES STRATEGY



## AFL VICTORIA FUNDING COMMITTED TO THE FOLLOWING PROJECTS.....

**LE PAGE PARK - \$50K**  
UNISEX CHANGEROOMS

**MCKINNON RESERVE - \$40K**  
LIGHTING UPGRADE

**CENTENARY PARK - \$165K**  
LIGHTING UPGRADE

**JL MURPHY RESERVE - \$100K**  
PAVILION WORKS





# PLAY COACH SUPPORT FAIR

The Fair Play Code outlines a set of guiding principles on expected standards of behaviour for every person involved in sport and recreation in Victoria. This includes every player, participant, coach, support person, official, administrator, club member, spectator, parent, volunteer or member of the public involved with sport and recreation in Victoria. All should demonstrate the principles of **Integrity, Respect, Responsibility, Fairness and Safety** in relation to sport, recreation, training and club sanctioned activities.

## FAIR PLAY CODE



The SMJFL's original Play Fair campaign was designed to encourage all SMJFL stakeholders to "Play Fair" with the principles of Fun, Acceptance, Inclusion and Respect. Adopting the formal code of the Victorian State Government is the next step in ensuring all SMJFL stakeholders are playing fair.



This year the SMJFL was successful in receiving a grant from Vic Health for \$20,000. The grant was for a case study development to demonstrate the process, feasibility, challenges and benefits of junk food free sponsorship. The Melbourne Vixens and Football Federation Victoria were also successful in receiving the grant.

### The key findings from the study with SMJFL were:

- Three out of four sporting organisation members support restricting junk food sponsorship
- Two out of three say they will support this restriction, even if it means an increase in participation or attendance fees
- Nearly three out of four members say it's important to them that their sport organisation does not accept junk food sponsorship
- Research consistently shows that parents overwhelmingly support restricting junk food sponsorship of sport

Reducing junk food sponsorship in sport is a key way to limit the marketing of unhealthy foods and drinks to children, which is an important part of promoting health diets and preventing obesity.

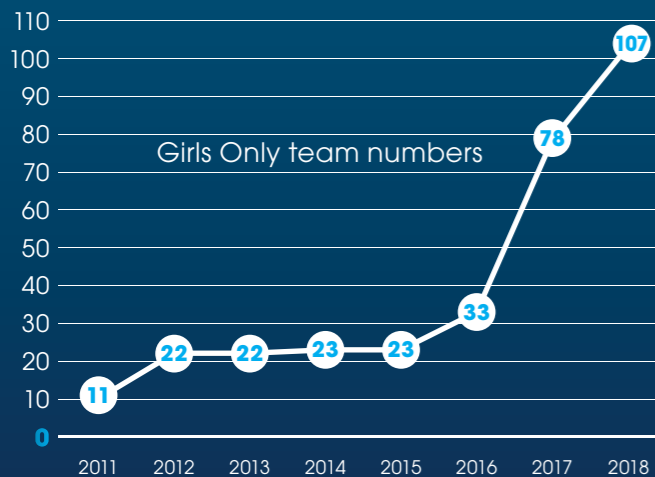
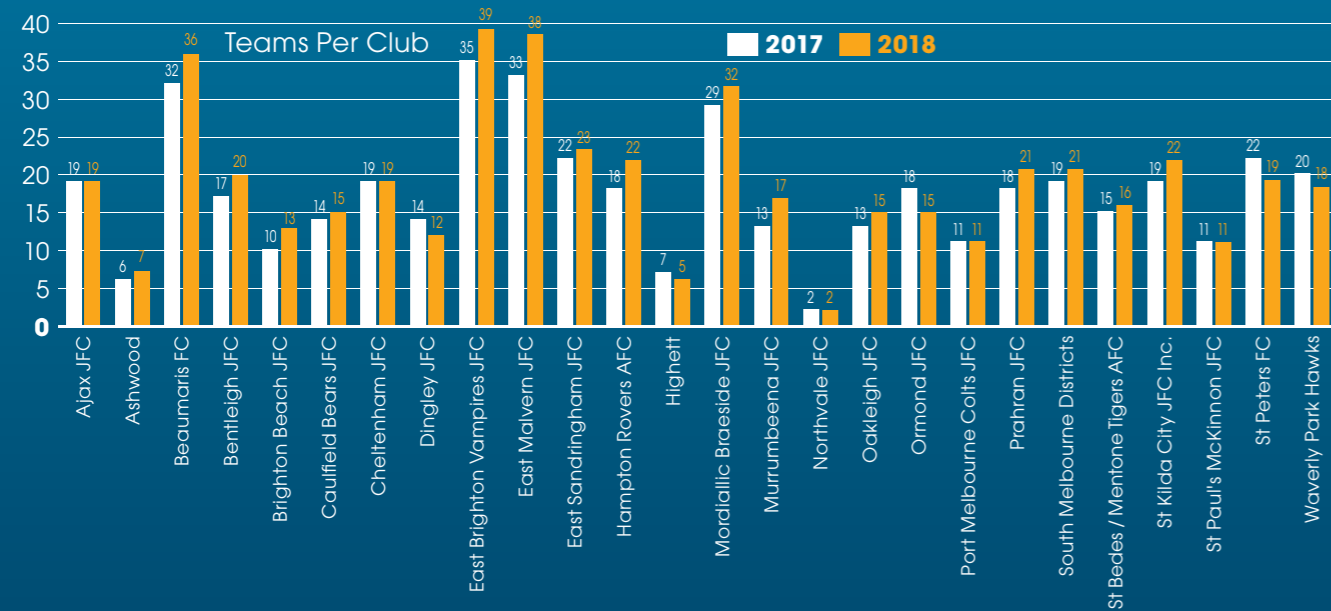
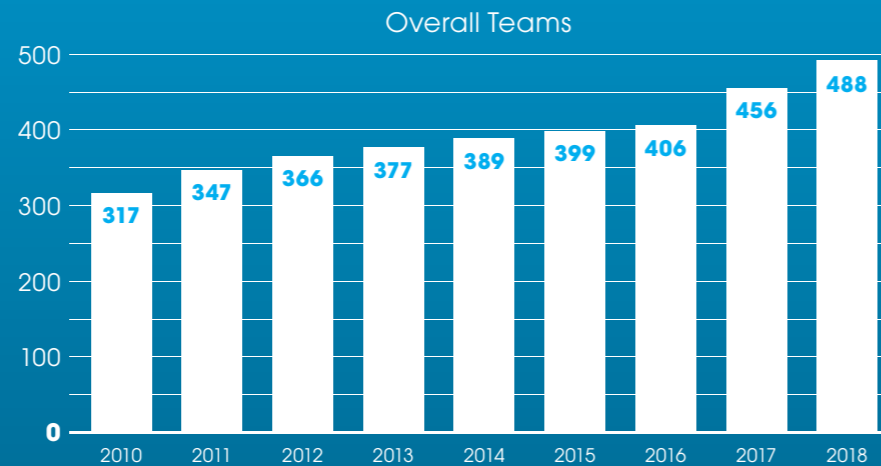


# FOOTBALL REPORT

## EMILY MCINTYRE GENERAL MANAGER - FOOTBALL & OPERATIONS

### PARTICIPATION

The 2018 season was another great success in terms of growth, with an increase in overall team numbers, particularly in female football and competitiveness within competitions. Over 11,000 registered participants played in over 3,500 fixtures with the South Metro Junior Football League (SMJFL) in 2018.



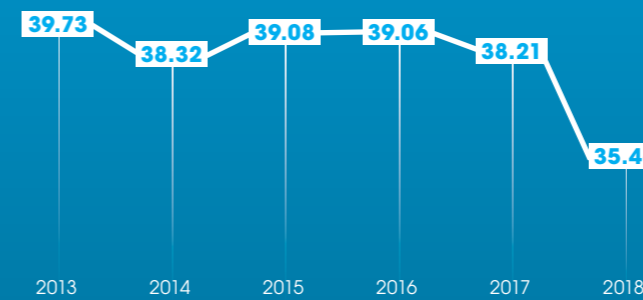
### FEMALE PARTICIPATION

A 37% increase in girls team numbers and a new age group has continued to show that with dedicated volunteers and after another successful season of AFL Women's, the girls football space will continue to grow in 2019.

### GRADING

A big thank you to our newly formed Grading Committee who played an important part in the significant decrease in the average margins compared to previous seasons. The average margins in 2018 were 35.46, an 8% decrease from 2017 and the lowest in the league's history.

Overall Average Margins



Average Margins (Yearly Comparison)

Age Group	2016	2017	2018	% Change
U8 Mixed	31.4	26.7	24.6	-8%
U9 Mixed	30.4	31.7	33.4	5%
U10 Mixed	31.6	25.6	28.1	10%
U10 Girls	N/A	N/A	39.6	N/A
U11 Mixed	33.2	34.3	34.9	2%
U12 Mixed	36.0	40.9	40.7	-1%
U12 Girls	65.5	37.3	37.3	-5%
U13 Mixed	36.5	37.1	37.1	-12%
U14 Mixed	47.9	45.9	40.1	-13%
U14 Girls	N/A	45.9	33.4	-27%
U15 Boys	49.4	47.1	42.8	-9%
U16 Boys	48.3	60.1	48.9	-19%
U16 Girls	N/A	33.4	36.8	10%
U17 Boys	51.6	50.0	44.0	-12%
U18 Girls	43.6	42.2	29.3	-31%
<b>TOTAL</b>	<b>39.6</b>	<b>38.21</b>	<b>35.46</b>	<b>-8%</b>

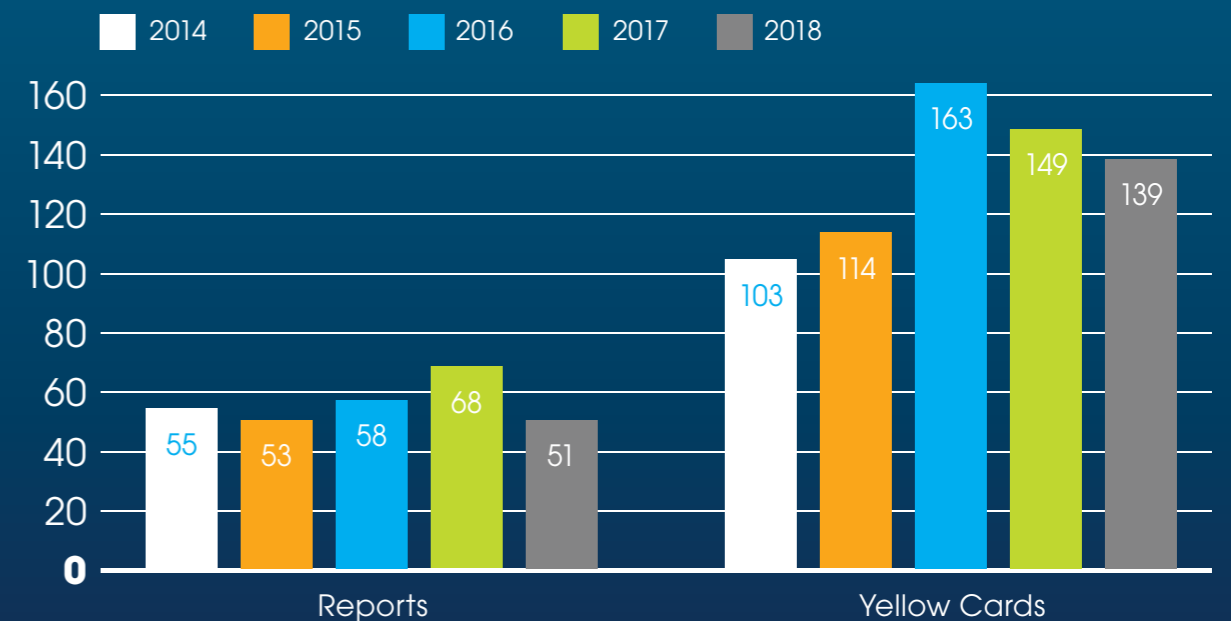
### LIGHTNING CARNIVALS & FINALS

A huge thank you to Port Melbourne Colts FC, St Paul's McKinnon JFC, Prahran JFC and Highett FC for hosting another successful Lightning Carnival series that saw a record breaking 165 teams participating in two full days of great round-robin football. Congratulations to all the teams for their efforts during the season.

Thanks to Ashwood JFC, Bentleigh JFC, Caulfield Bears JFC, Cheltenham JFC, Hampton Rovers AFC, Highett FC, Mordialloc Braeside JFC, Oakleigh Districts FC, Ormond JFC, Port Melbourne Colts JFC, Prahran JFC, St Paul's McKinnon JFC and St Peters FC for hosting another successful final series that included at least one team from each club.

### MATCH DAY BEHAVIOUR

Overall, match day behaviour was excellent throughout the course of the 2018 season with 99.495% of players, spectators and officials behaviour rated as either 'good' or 'fair' by umpires on match day. Congratulations to all clubs for the exemplar behaviour and supportive atmosphere at most matches, may this continue and improve in 2019, and in particular, well done to Murrumbeena and Highett who enjoyed the highest behaviour ratings throughout the season. There was also a decrease in the number of red and yellow cards throughout the 2018 season.



# TALENT



## Interleague Program

Another outstanding Interleague Program for the SMJFL in 2018 with three teams playing off in the AFL Victoria Metro Junior Champs and one winner; Under 15 Pool A Div 1.

Lead by former Interleague Manager, David Sheridan, the program provided over 240 male and female players the opportunity to develop their football further and produce their best in front of TAC Cup scouts. Our coaching staff were exceptional in their delivery of the training and match day programs, giving our most talented players the best experience possible! In addition to the Under 14-15 programs, the SMJFL continued with the annual carnival against Yarra Junior FL for the Under 13 boys and girls age groups. The Under 13 carnival forms the basis for players progressing to the AFLVMJC in 2019.

## Intraleague - Community Cup

The annual Community Cup was a feature of the SMJFL calendar in 2018 with over 100 of the SMJFL's most promising under 12 boys and girls donning the St Kilda and Melbourne colours for two intraleague matches. The program involves training for players selected by their clubs and a match on the final grand final day of the season. This year's instalment was a great spectacle at Boss James Reserve with two very competitive matches before a big crowd. The players representing their clubs on the day were outstanding and are now on the radar for NGA and Interleague selection.



## Next Generation Academy

In late 2017, the St Kilda FC and the SMJFL signed an agreement to partner on a single development and talent pathway program in the SMJFL region. The purpose of St Kilda FC's NGA is to identify and develop talented players - both male and female and has a focus on players with Indigenous and multicultural heritage from ages 11-18. The 2018 NGA program tied in with the SMJFL Interleague program to provide the playing groups with personal off-field development initiatives as well as the skills and football specific training.



## Under 15 Boys Interleague Results

Round	Date	League	Score	Match	Venue
Round 1	30/5/18	YJFL	5.9-39	SMJFL 1	Bulleen Park Oval 1 - Bulleen
Round 2	9/6/18	SMJFL 1	22.13-145	EDFL	Moorleigh Reserve - East Bentleigh
Round 3	11/6/18	NFL	1.1-7	SMJFL 1	JE Moore Oval - West Preston
Grand Final	23/6/18	YJFL	4.8-32	SMJFL 1	Bulleen Park Oval 1 - Bulleen
Round 1	30/5/18	YJFL	10.7-67	SMJFL 2	Bulleen Park Oval 1 - Bulleen
Round 2	9/6/18	SMJFL 2	12.10-82	EDFL	Moorleigh Reserve - East Bentleigh
Round 3	11/6/18	NFL	3.0-18	SMJFL 2	JE Moore Oval - West Preston
Grand Final	23/6/18	YJFL	11.9-75	SMJFL 2	Bulleen Park Oval 1 - Bulleen

## Under 14 Boys Interleague Results

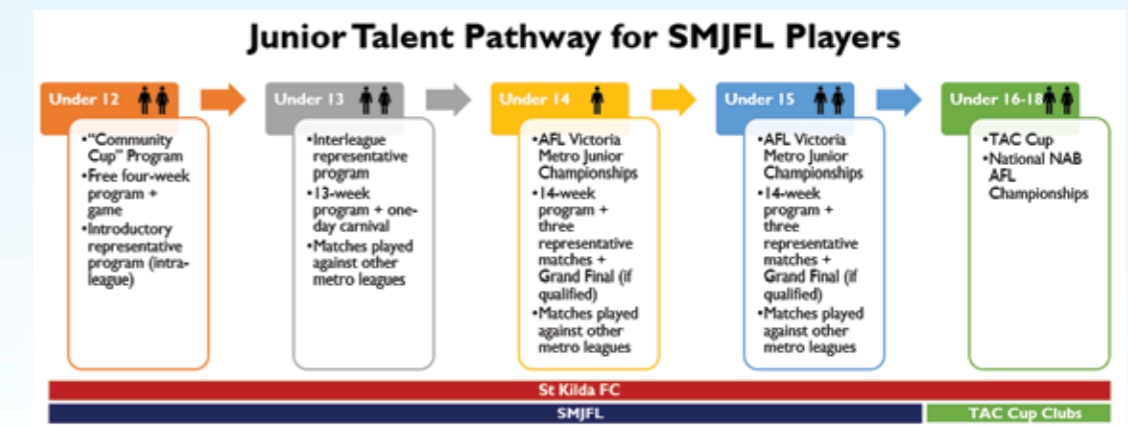
Round	Date	League	Score	Match	Venue
Round 1	30/5/18	SMJFL 1	4.5-29	YJFL	Moorleigh Reserve - East Bentleigh
Round 2	9/6/18	EDFL	9.5-59	SMJFL 1	Jacana Recreation Reserve - Jacana
Round 3	11/6/18	SMJFL 1	12.12-84	NFL	Moorleigh Reserve - East Bentleigh
Grand Final	30/6/18	NFL	14.12-96	SMJFL 1	Eltham Central Park - Eltham
Round 1	30/5/18	SMJFL 2	1.3-9	YJFL	Moorleigh Reserve - East Bentleigh
Round 2	9/6/18	EDFL	5.14-44	SMJFL 2	Jacana Recreation Reserve - Jacana
Round 3	11/6/18	SMJFL 2	7.8-50	NFL	Moorleigh Reserve - East Bentleigh
Grand Final	30/6/18	YJFL	9.12-66	SMJFL 2	Eltham Central Park - Eltham

## Under 15 Girls Interleague Results

Round	Date	League	Score	Match	Venue
Round 1	30/5/18	Eastern Region Girls	8.7-55	SMJFL 1	Upwey Tecoma FC - Upwey
Round 2	9/6/18	SMJFL 1	2.12-24	NFL	Highett Reserve - Highett
Round 3	11/6/18	SMJFL 1	9.6-60	YJFL	Moorleigh Reserve - Bentleigh
Round 1	30/5/18	Eastern Region Girls	8.6-54	SMJFL 2	Upwey Tecoma FC - Upwey
Round 3	11/6/18	WRFL	9.15-69	SMJFL 2	JJ Holland Park - Kensington
Round 2	9/6/18	SMJFL 2	8.11-59	NFL	Highett Reserve - Highett

## Under 13 Interleague Results

Round	Date	League	Score	Match	Venue
Round 1	10/6/18	SMJFL Boys 1	3.0-18	YJFL Boys 1	Bulleen Park Oval 1 - Bulleen
Round 1	10/6/18	SMJFL Boys 2	3.3-21	YJFL Boys 2	Bulleen Park Oval 1 - Bulleen
Round 1	10/6/18	SMJFL Girls 1	14.6-90	YJFL Girls 1	Bulleen Park Oval 1 - Bulleen
Round 1	10/6/18	SMJFL Girls 2	2.7-19	YJFL Girls 2	Bulleen Park Oval 1 - Bulleen



# UMPIRE'S REPORT

## CAMERON WATTS UMPIRE ACADEMY MANAGER

In 2018 SMJFL umpiring numbers increased from 560 in 2017 to 621. The league not only retained many umpires, but managed to recruit well from senior leagues, the SFNL and the VAFA, and from local schools, tafes and universities.

A massive thank you goes to all our umpires, both club volunteer and league, for their hard work on every Sunday this football season, ensuring over 3500 games went ahead in 2018.

The SMJFL Umpire Academy trained from four different bases throughout the year. In the preseason (late February to the start of April) the umpires trained at Bricker Reserve alongside the SFNL senior league. Throughout the season, on Monday evenings the umpires trained on the new Sportscover Arena with the VAFA, Tuesdays the St Bedes Academy operated under coach Doug Haworth straight after school for St Bedes students, and Wednesdays umpire training occurred at Moorleigh Reserve.

330 club volunteer umpires were accredited to officiate in the U8-U10 mixed and U12 Girls modified rules competitions. This was a 5% increase from 2017 numbers, and a great majority of these umpires were retained as well.

In 2018 there was a huge total of 4,267 league appointments that required umpires in the U11-U18 Boy's and Girls' competitions. Appointment Coordinators Nathan Guy and Nick Bergman accumulated a phenomenal 98.47% appointment fill rate. This was an increase from 2017's appointment fill rate of 98.1%. Given this was the first ever season the SMJFL had two umpires in every game this was a tremendous effort from Nathan and Nick.

### SMJFL Umpire Academy Structure and Success

2018 saw the launching of the SMJFL Umpire Academy. A concept and Academy the first of its kind in Victoria and the Country. For the first time in SMJFL history two umpires were to officiate each game in every age group. Umpires were categorised in three groups, highlighted by the colour sweatband: Novice Group wore blue sweatbands, Intermediate Group wore green Sweatbands and Experienced Umpires wore white Sweatbands. To be distinguished in a certain group, every umpire had to 'pass' certain criteria set forth by the league. All Novice umpires (primarily first year umpires) were 'paired' with either an Experienced Umpire or at the least an Intermediate Umpire. This helped their transition into becoming an umpire, and meant they developed more quickly as they were being 'observed' and 'mentored' every week.

### SMJFL Umpire Academy Highlights

#### Community Umpire Round

SMJFL Round 4 was the annual Community Umpiring Round, designed to create, develop and remind young umpires of the future opportunities that come about in umpiring. The initiatives provided by the AFL were:

- 4 umpires, Lilli Holmes, Tom Siedle, Jonathan Clark and Indiana Budimir were selected to lead the AFL umpires onto the MCG for the Essendon vs Hawthorn clash.

- 4 AFL umpires, Justin Schmidt, Nick Brown, Shane Thiele and Ian Burrows came to training at Moorleigh Reserve joining in drills, coaching young umpires and participating in a Q&A at the end of training.

These opportunities are vitally important as they aid in retention for the league and get more kids thinking about umpiring being part of their future.

#### AFL Victoria Metro Junior Championships

This year's 2018 Interleague Championships saw 42 SMJFL Umpires officiate in games which is the most ever the league has had as representation. Travelling from Watsonia to Bulleen as field, boundary and goal umpires the young up and coming SMJFL umpires did a terrific job umpiring their first interleague carnival.

#### Presentation Evening & Award Winners

Each year a major highlight for the Umpiring Department is our Presentation Night held at the Kingston Town Hall in Moorabbin. We had a terrific turn out with over 130 umpires, families and friends coming and celebrate each other's success. Award Winners included: Nick Ritchie (Golden Whistle Award), Hayden Whitehouse (Most Improved Field Umpire), Adam Marrow (Best First Year Field Umpire), Ashley Curry (Best First Year Boundary Umpire), Om Satija, Jeremy Zhou, Conor Mooney, India Isaacs, Jacob Fitzpatrick and Koen Chandler (Training Awards), Ruby O'Sullivan (Female Encouragement Award) and Stephanie Pickett (Most Improved Boundary Umpire).



**FF 330 club volunteer umpires were accredited to officiate in the U8-U10 mixed and U12 Girls modified rules competitions**

# LIGHTNING CARNIVAL

The 2018 SMJFL Lightning Carnival played over two Sundays provided the modified rules players one last opportunity to enjoy themselves for the year! With 165 teams playing over the 2 weeks, the carnival was a huge event! Highett, Port Melbourne, St Paul's McKinnon and Prahran Junior Football Clubs hosted the carnival and were fantastic hosts as the players, coaches and spectators alike enjoyed the atmosphere.



**156** teams




grand finals

**4000+**  
players




**7**  
venues



**4**  
venues

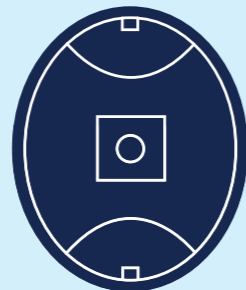
**2096+**  
players



**165**  
volunteer  
umpires



**386**  
goals kicked



**7**  
grounds

# GRAND FINALS

The 2018 SMJFL Finals were hotly contested over the three week series. With the support of Pepper Money, the SMJFL continued to ensure all finals were free of charge for spectators as thousands poured through the gates to watch the epic contests, heartache and unbridled joy! The Under 17 Div 1 match between Beaumaris and Cheltenham/Highett (CHOGS) was full of drama with the match going into extra time under lights before the Sharks edged ahead to claim the flag. The Under 18 Girls Div 1 match resulted in Brighton Beach laying claim to the title of the SMJFL's best Youth Girls program, taking out back to back premierships!

**pepper**  
money



# UNDER 11 RESULTS

## Under 11 Mixed Orange

	Team	P	W	L	D	B	FF	FG	For	Agst	%	% Won
1	St Bedes / Mentone Tigers U11 Red	11	9	2	0	0	0	0	604	209	289	81.82
2	Brighton Beach JFC	11	8	2	1	0	0	0	459	198	231.82	77.27
3	Beaumaris FC	11	8	3	0	0	0	0	341	346	98.55	72.73
4	St Kilda JFC Inc.	11	5	5	1	0	0	0	351	395	88.86	50
5	Hampton Rovers AFC	11	4	7	0	0	0	0	370	403	91.81	36.36
6	South Melbourne Districts U11 Red	11	4	7	0	0	0	0	253	333	75.98	36.36
7	AJAX U11 Stars	11	4	7	0	0	0	0	327	439	74.49	36.36
8	East Malvern JFC	11	1	10	0	0	0	0	274	735	37.28	9.09

Premiers	Final score	Runners Up	Best on Ground	Best & Fairest
St Bedes / Mentone Tigers U11 Red	8.12-60 v 1.4-10	Brighton Beach JFC	Curtis Howe - St Bedes/Mentone	Curtis Howe - St Bedes / Mentone Hudson Jongen - Hampton Rovers AFC

## Under 11 Mixed Yellow

	Team	P	W	L	D	B	FF	FG	For	Agst	%	% Won
1	AJAX U11 Rockets	11	9	2	0	0	0	0	560	257	217.9	81.82
2	Caulfield Bears JFC U11 Polars	11	8	3	0	0	0	0	466	246	189.43	72.73
3	Prahran JFC U11 Rickards (2)	11	8	3	0	0	0	0	375	258	145.35	72.73
4	Beaumaris FC	11	7	4	0	0	0	0	328	284	115.49	63.64
5	Prahran JFC U11 McNeill (1)	11	5	6	0	0	0	0	326	387	84.24	45.45
6	St. Paul's McKinnon JFC	11	4	7	0	0	0	0	383	378	101.32	36.36
7	East Brighton Vampires JFC - Arnold	11	2	9	0	0	0	0	196	385	50.91	18.18
8	East Sandringham JFC	11	1	10	0	0	0	0	146	674	21.66	9.09

Premiers	Final score	Runners Up	Best on Ground	Best & Fairest
Caulfield Bears JFC U11 Polars	5.2-32 v 2.6-18	AJAX U11 Rockets	Jethro Gunn -Ajax	Rory Wright - Caulfield Bears

## Under 11 Mixed Blue 2018

	Team	P	W	L	D	B	FF	FG	For	Agst	%	% Won
1	Oakleigh JFC	11	9	2	0	0	0	0	565	296	190.88	81.82
2	Caulfield Bears JFC U11 Grizzlies	11	8	3	0	0	0	0	405	190	213.16	72.73
3	East Brighton Vampires JFC - Kerin / Vile	11	8	3	0	0	0	0	476	231	206.06	72.73
4	Mordi-Brae U11 Blue Rowe (1)	11	8	3	0	0	0	0	428	218	196.33	72.73
5	East Sandringham JFC	11	8	3	0	0	0	0	506	304	166.45	72.73
6	Ashwood	11	6	5	0	0	1	0	366	369	99.19	54.55
7	Mordi-Brae U11 Blue Hunter (2)	11	3	8	0	0	0	0	316	488	64.75	27.27
8	St Kilda City JFC Inc.	11	3	8	0	0	0	0	263	435	60.46	27.27
9	Brighton Beach JFC	11	1	10	0	0	0	1	163	465	35.05	9.09
10	St Bedes / Mentone Tigers U11 Blue	11	1	10	0	0	0	0	113	704	16.05	9.09

Premiers	Final score	Runners Up	Best on Ground	Best & Fairest
Mordi-Brae U11 Blue Rowe (1)	5.6-36 v 1.2-8	East Brighton Vampires JFC - Kerin / Vile	Hudson Read - Mordi-Brae	Dougal McCartney - East Sandringham

## Under 11 Mixed Bronze

	Team	P	W	L	D	B	FF	FG	For	Agst	%	% Won
1	East Malvern JFC	11	11	0	0	0	0	0	564	174	324.14	100
2	Port Melbourne Colts JFC	11	9	2	0	0	0	0	565	244	231.56	81.82
3	St Peters FC	11	7	4	0	0	1	0	522	334	156.29	63.64
4	Oakleigh JFC	11	5	6	0	0	0	0	349	490	71.22	45.45
5	Mordialloc Braeside JFC U11 Bronze	11	4	7	0	0	0	0	419	524	79.96	36.36
6	Beaumaris FC	11	4	7	0	0	0	1	353	489	72.19	36.36
7	East Sandringham JFC	11	2	9	0	0	0	0	322	575	56	18.18
8	Ormond JFC	11	2	9	0	0	0	0	253	653	38.74	18.18

Premiers	Final score	Runners Up	Best on Ground	Best & Fairest
East Malvern JFC	7.6-48 v 1.3-9	Port Melbourne Colts JFC	Max Lightbody - East Malvern	Ricky Theodoropoulos -Oakleigh

## Under 11 Mixed Purple

	Team	P	W	L	D	B	FF	FG	For	Agst	%	% Won
1	Hampton Rovers AFC	11	10	1	0	0	0	0	542	224	241.96	90.91
2	East Malvern JFC	11	9	2	0	0	0	0	570	305	186.89	81.82
3	East Brighton Vampires JFC - Samild	11	7	3	1	0	0	0	448	289	155.02	68.18
4	St Peters FC	11	7	4	0	0	0	0	341	321	106.23	63.64
5	South Melbourne Districts U11 White	11	6	5	0	0	0	0	285	259	110.04	54.55
6	Waverley Park Hawks U11 Gold	11	5	6	0	0	0	0	395	426	92.72	45.45
7	Cheltenham JFC Black	11	4	6	1	0	0	0	388	356	108.99	40.91
8	Murrumbeena JFC Under 11 Lions	11	3	8	0	0	0	0	388	460	84.35	27.27
9	Bentleigh Junior Football Club	11	2	9	0	0	1	0	208	597	34.84	18.18
10	St. Paul's McKinnon JFC	11	1	10	0	0	0	1	179	649	27.58	9.09

Premiers	Final score	Runners Up	Best on Ground	Best & Fairest
East Malvern JFC	3.7-25 v 3.4-22	Hampton Rovers AFC	Gideon Ziesing - Hampton	Tom Egan - Murrumbeena

## Under 11 Mixed Red

	Team	P	W	L	D	B	FF	FG	For	Agst	%	% Won
1	East Brighton Vampires JFC - Jones / Williams	11	10	1	0	0	0	0	642	237	270.89	90.91
2	East Malvern JFC	11	7	4	0	0	0	0	411	517	79.5	63.64
3	Bentleigh Junior Football Club	11	6	5	0	0	0	0	543	421	128.98	54.55
4	Dingley JFC U11 Red	11	5	6	0	0	0	0	444	419	105.97	45.45
5	Murrumbeena JFC Under 11 Griffins	11	5	6	0	0	0	0	409	426	96.01	45.45
6	Waverley Park Hawks U11 Brown	11	0	11	0	0	0	0	190	781	24.33	0

Premiers	Final score	Runners Up	Best on Ground	Best & Fairest
Dingley JFC U11 Red	4.11-35 v 2.2-14	Bentleigh Junior Football Club	Bennett Martin - Dingley	Willis Reidy - Bentleigh

# UNDER 12 RESULTS

## Under 12 Girls Green

	Team	P	W	L	D	B	FF	FG	For	Agst	%	% Won
1	St Kilda JFC Inc.	11	10	0	1	0	0	0	533	103	517.48	95.45
2	Beaumaris FC	11	10	1	0	0	0	0	547	120	455.83	90.91
3	Bentleigh Junior Football Club	11	7	3	1	0	0	0	425	227	187.22	68.18
4	Mordialloc Braeside JFC U12G Green	11	5	5	1	0	0	0	351	320	109.69	50
5	East Malvern JFC	11	5	6	0	0	0	0	353	323	109.29	45.45
6	St Bedes / Mentone Tigers U12 Girls	11	3	7	1	0	0	0	217	317	68.45	31.82
7	Caulfield Bears JFC U12 Girls Grizzlies	11	2	9	0	0	0	0	152	629	24.17	18.18
8	Hampton Rovers AFC	11	0	11	0	0	0	0	20	833	2.4	0

Premiers	Final score	Runners Up	Best on Ground
Beaumaris FC	7.4-46 v 1.2-8	St Kilda JFC Inc.	Skye Shipton - Beaumaris

## Under 12 Girls Purple

	Team	P	W	L	D	B	FF	FG	For	Agst	%	% Won
1	Caulfield Bears JFC U12 Girls Polars	11	11	0	0	0	0	0	591	132	447.73	100
2	Dingley JFC U12 Girls Blue	11	10	1	0	0	0	0	588	165	356.36	90.91
3	Murrumbeena JFC Under 12 Lionesses	11	9	2	0	0	0	0	484	319	151.72	81.82
4	Ormond JFC	11	7	4	0	0	0	0	333	187	178.07	63.64
5	Prahran JFC U12G Rose	11	6	5	0	0	0	0	218	244	89.34	54.55
6	Brighton Beach JFC	11	4	7	0	0	0	0	158	366	43.17	36.36
7	Hampton Rovers AFC 2	11	3	7	1	0	0	0	214	361	59.28	31.82
8	Mordialloc Braeside JFC U12G Purple	11	3	8	0	0	0	0	276	387	71.32	27.27
9	Waverley Park Hawks U12 Girls	11	1	9	1	0	0	0	135	510	26.47	13.64
10	St Peters FC	11	0	11	0	0	0	0	176	642	27.41	0

Premiers	Final score	Runners Up	Best on Ground
Caulfield Bears JFC U12 Girls Polars	8.6-54 v 1.1-7	Dingley JFC U12 Girls Blue	Matilda McIntyre - Caulfield

## Under 12 Girls Yellow

	Team	P	W	L	D	B	FF	FG	For	Agst	%	% Won
1	Port Melbourne Colts JFC	11	9	2	0	0	0	0	489	246	198.78	81.82
2	St Peters FC.	11	9	2	0	0	0	0	461	328	140.55	81.82
3	Prahran JFC U12G Campbell	11	8	3	0	0	0	0	507	253	200.4	72.73
4	Hampton Rovers AFC	11	5	5	1	0	0	0	294	254	115.75	50
5	Beaumaris FC	11	5	6	0	0	0	0	301	401	75.06	45.45
6	East Malvern JFC (Eva)	11	3	8	0	0	0	0	271	406	66.75	27.27
7	East Brighton Vampires JFC - U12 Martin	11	2	8	1	0	0	0	197	433	45.5	22.73
8	St Kilda JFC Inc.	11	2	9	0	0	0	0	240	451	53.22	18.18

Premiers	Final score	Runners Up	Best on Ground
Prahran JFC U12G Campbell	5.8-38 v 4.2-26	Port Melbourne Colts JFC	Sophie McKay - Prahran

## Under 12 Girls Blue

	Team	P	W	L	D	B	FF	FG	For	Agst	%	% Won
1	South Melbourne Districts U12 Girls	10	9	1	0	1	0	0	373	119	313.45	90
2	East Brighton Vampires JFC - U12 Jessie	10	8	2	0	1	0	0	462	194	238.14	80
3	East Malvern JFC	9	5	4	0	2	0	0	264	214	123.36	55.56
4	Beaumaris FC	9	5	4	0	2	0	0	243	237	102.53	55.56
5	Cheltenham JFC Black	9	4	5	0	2	0	0	214	279	76.7	44.44
6	Mordialloc Braeside JFC U12G Blue	10	2	8	0	1	0	0	218	510	42.75	20
7	Port Melbourne Colts JFC	9	0	9	0	2	0	0	110	344	31.98	0

Premiers	Final score	Runners Up	Best on Ground
South Melbourne Districts U12 Girls	6.3-39 v 1.1-7	East Brighton Vampires JFC - U12 Jessie	Lola Callan - South Melbourne

## Under 12 Mixed Blue

	Team	P	W	L	D	B	FF	FG	For	Agst	%	% Won
1	South Melbourne Districts U12 Blue	11	10	1	0	0	0	0	546	250	218.4	90.91
2	Beaumaris FC	11	7	4	0	0	0	0	409	307	133.22	63.64
3	Brighton Beach JFC	11	6	5	0	0	0	0	349	239	146.03	54.55
4	AJAX U12 Comets	11	6	5	0	0	0	0	402	332	121.08	54.55
5	East Brighton Vampires JFC - U12 Bloods	11	6	5	0	0	0	0	387	367	105.45	54.55
6	St Bedes / Mentone Tigers U12 Red	11	6	5	0	0	0	0	328	334	98.2	54.55
7	Prahran JFC U12 Buckley	11	2	9	0	0	0	0	277	526	52.66	18.18
8	St Kilda JFC Inc.	11	1	10	0	0	0	0	218	572	38.11	9.09

Premiers	Final score	Runners Up	Best on Ground	Best & Fairest
South Melbourne Districts U12 Blue	6.8-44 v 4.8-32	Brighton Beach JFC	Murphy Reid - South Melbourne	Andrew Langworthy - East Brighton Bailey McKenzie - South Melbourne Louie Montgomery - South Melbourne

## Under 12 Mixed Maroon

	Team	P	W	L	D	B	FF	FG	For	Agst	%	% Won
1	East Sandringham JFC	10	10	0	0	1	0	0	564	160	352.5	100
2	East Malvern JFC	10	6	4	0	1	0	0	346	412	83.98	60
3	East Brighton Vampires JFC - U12 Teelow	9	5	4	0	2	0	0	293	316	92.72	55.56
4	St Peters FC	9	4	5	0	2	0	0	243	381	63.78	44.44
5	Ormond JFC	9	3	6	0	2	1	0	265	290	91.38	33.33
6	Hampton Rovers AFC	10	3	7	0	1	0	2	306	373	82.04	30
7	Caulfield Bears JFC U12 Polars	9	2	7	0	2	1	0	243	348	69.83	22.22

Premiers	Final score	Runners Up	Best on Ground	Best & Fairest
East Sandringham JFC	7.13-55 v 0.2-2	East Malvern JFC	Sam Fanning - East Sandringham	Hugo Vandame - East Brighton

## Under 12 Mixed Orange

	Team	P	W	L	D	B	FF	FG	For	Agst	%	% Won
1	East Malvern JFC	10	10	0	0	1	0	0	625	210	297.62	100
2	Oakleigh JFC	10	7	3	0	1	0	0	448	256	175	70
3	Mordi-Brae U12 Michaud (1)	10	7	3	0	1	1	0	446	291	153.26	70
4	Dingley JFC U12 Orange	10	6	4	0	1	0	0	431	365	118.08	60
5	Waverley Park Hawks U12 Gold	10	6	4	0	1	0	0	365	337	108.31	60
6	Bentleigh Junior Football Club	10	5	5	0	1	0	0	319	335	95.22	50
7	Mordi-Brae U12 McNamara (2)	9	2	7	0	2	0	0	323	392	82.4	22.22
8	Port Melbourne Colts JFC	10	1	9	0	1	0	0	286	590	48.47	10
9	Hampton Rovers AFC	9	0	9	0	2	0	1	100	703	14.22	0

Premiers	Final score	Runners Up	Best on Ground	Best & Fairest
East Malvern JFC	4.6-30 v 2.4-16	Mordi-Brae U12 Michaud (1)	Hunter Lynch - Mordi-Brae	Oliver Green - Oakleigh

## Under 12 Mixed Green

	Team	P	W	L	D	B	FF	FG	For	Agst	%	% Won
1	East Malvern JFC	11	10	1	0	0	0	0	610	234	260.68	90.91
2	Ashwood	11	9	2	0	0	0	0	567	225	252	81.82
3	Murrumbeena JFC Under 12 Griffins (1)	11	9	2	0	0	0	0	534	303	176.24	81.82
4	Highbett U12	11	6	5	0	0	0	0	424	343	123.62	54.55
5	Beaumaris FC	11	5	5	1	0	1	0	388	294	131.97	50
6	South Melbourne Districts U12 Orange	11	5	6	0	0	0	0	296	363	81.54	45.45
7	Ormond JFC	11	3	7	1	0	0	0	293	507	57.79	31.82
8	Murrumbeena JFC Under 12 Lions (2)	11	3	8	0	0	0	0	327	510	64.12	27.27
9	AJAX U12 Jets	11	3	8	0	0	0	1	292	477	61.22	27.27
10	East Brighton Vampires JFC - U12 Forster	11	1	10	0	0	0	0	125	816	15.32	9.09

Premiers	Final score	Runners Up	Best on Ground	Best & Fairest
Highbett U12	7.12-54 v 7.8-50	Murrumbeena JFC Under 12 Griffins (1)	Harry Stewart - Highbett	Henry Noble - Ormond

## Under 12 Mixed Red

	Team	P	W	L	D	B	FF	FG	For	Agst	%	% Won
1	Mordialloc Braeside JFC U12 Red	11	11	0	0	0	0	0	654	100	654	100
2	St Bedes / Mentone Tigers U12 Blue	11	10	1	0	0	0	0	534	170	314.12	90.91
3	St Kilda JFC Inc.	11	9	2	0	0	0	0	509	187	272.19	81.82
4	East Sandringham JFC	11	8	3	0	0	0	0	580	236	245.76	72.73
5	Prahran JFC U12 McDonald	11	7	4	0	0	0	0	424	407	104.18	63.64
6	Oakleigh JFC	11	5	6	0	0	0	0	337	376	89.63	45.45
7	Beaumaris FC	11	5	6	0	0	0	0	354	421	84.09	45.45
8	Brighton Beach JFC	11	5	6	0	0	0	0	291	373	78.02	45.45
9	Waverley Park Hawks U12 Brown	11	2	8	1	0	0	0	292	467	62.53	22.73
10	St. Paul's McKinnon JFC	11	2	8	1	0	0	0	154	675	22.81	22.73
11	Caulfield Bears JFC U12 Grizzlies	11	1	10	0	0	0	0	94	763	12.32	9.09
12	St Peters FC	11	0	11	0	0	0	0	86	937	9.18	0

Premiers	Final score	Runners Up	Best on Ground	Best & Fairest
Mordialloc Braeside JFC U12 Red	7.5-47 v 2.4-16	St Kilda JFC Inc.	Liam Payne - St Kilda City	Jonathon Svlar - St Bedes / Mentone

# UNDER 13 RESULTS



## Under 13 Mixed Div 1

	Team	P	W	L	D	B	FF	FG	For	Agst	%	% Won
1	Beumaris FC	11	9	1	1	0	0	0	566	244	231.97	86.36
2	East Malvern JFC	11	8	3	0	0	1	0	570	300	190	72.73
3	East Brighton Vampires JFC - Maginness	11	7	2	2	0	0	0	477	268	177.99	72.73
4	East Sandringham JFC	11	5	4	2	0	0	0	431	396	108.84	54.55
5	Port/South Melbourne U13 Div 1	11	4	6	1	0	0	0	343	370	92.7	40.91
6	Ashwood	11	4	7	0	0	0	0	269	474	56.75	36.36
7	Hampton Rovers AFC	11	3	8	0	0	0	0	301	479	62.84	27.27
8	AJAX U13 Comets	11	1	10	0	0	0	1	159	623	25.52	9.09

Premiers	Final score	Runners Up	Best on Ground	Best & Fairest
East Brighton Vampires JFC - Maginness	9.3-57 v 6.4-40	Beumaris FC	William Nish - Beumaris	Benjamin Antonis - East Sandringham

## Under 13 Mixed Div 2

	Team	P	W	L	D	B	FF	FG	For	Agst	%	% Won
1	Mordialloc Braeside JFC U13 Div 2	10	10	0	0	1	0	0	515	169	304.73	100
2	Brighton Beach JFC	9	6	3	0	2	0	0	284	278	102.16	66.67
3	St Bedes / Mentone Tigers U13 Red	10	6	4	0	1	0	0	406	225	180.44	60
4	St Peters FC	9	4	5	0	2	0	0	393	302	130.13	44.44
5	St Kilda City JFC Inc.	9	4	5	0	2	0	0	323	346	93.35	44.44
6	Murrumbeena JFC Under 13 Griffins	9	3	6	0	2	0	0	246	505	48.71	33.33
7	Prahran JFC U13 Dixon	10	0	10	0	1	0	0	186	596	31.21	0

Premiers	Final score	Runners Up	Best on Ground	Best & Fairest
St Bedes / Mentone Tigers U13 Red	11.8-74 v 4.4-28	St Peters FC	Max Zalagos - St Bedes/Mentone	Bailey Fitzsimon - St Peters

## Under 13 Mixed Div 3

	Team	P	W	L	D	B	FF	FG	For	Agst	%	% Won
1	Waverley Park Hawks U13 Gold	9	8	1	0	2	0	0	538	197	273.1	88.89
2	Ormond JFC	10	8	2	0	1	0	0	408	246	165.85	80
3	Beumaris FC	9	5	4	0	2	0	0	285	271	105.17	55.56
4	Bentleigh Junior Football Club	10	5	5	0	1	0	0	350	369	94.85	50
5	Dingley JFC U13 Div 3	9	4	5	0	2	0	0	301	388	77.58	44.44
6	Highett U13	10	2	8	0	1	0	0	272	465	58.49	20
7	East Malvern JFC	9	1	8	0	2	0	0	227	533	42.59	11.11

Premiers	Final score	Runners Up	Best on Ground	Best & Fairest
Ormond JFC	13.7-85 v 3.2-20	Bentleigh Junior Football Club	Tarkin Isaacs - Ormond	George Lewis - Beumaris

## Under 13 Mixed Div 4

	Team	P	W	L	D	B	FF	FG	For	Agst	%	% Won
1	East Malvern JFC	10	9	1	0	0	0	0	520	234	222.22	90
2	Cheltenham JFC Black	11	9	2	0	0	0	0	513	173	296.53	81.82
3	Caulfield Bears JFC U13	11	7	3	1	0	0	0	448	285	157.19	68.18
4	East Brighton Vampires JFC - U13 Red (Frawley) (1)	10	6	4	0	0	0	0	352	263	133.84	60
5	Waverley Park Hawks U13 Brown	9	3	5	1	0	0	0	300	419	71.6	38.89
6	Hampton Rovers AFC	11	3	7	1	0	0	0	296	472	62.71	31.82
7	Beumaris FC	11	2	8	1	0	0	0	188	397	47.36	22.73
8	Port/South Melbourne U13 Div 4	11	1	10	0	0	0	0	199	650	30.62	9.09

Premiers	Final score	Runners Up	Best on Ground	Best & Fairest
Cheltenham JFC Black	6.10-46 v 2.3-15	East Malvern JFC	Oscar Vallance - Cheltenham	Oscar Vallance - Cheltenham

## Under 13 Mixed Div 5

	Team	P	W	L	D	B	FF	FG	For	Agst	%	% Won
1	AJAX U13 Jets	10	8	2	0	0	0	0	496	361	137.4	80
2	Mordialloc Braeside JFC U13 Div 5	11	8	3	0	0	1	0	472	236	200	72.73
3	East Brighton Vampires JFC - U13 White (2)	9	6	3	0	0	0	0	451	193	233.68	66.67
4	East Sandringham JFC	10	6	4	0	0	0	1	388	272	142.65	60
5	St Bedes / Mentone Tigers U13 Blue	11	6	5	0	0	0	0	388	409	94.87	54.55
6	Murrumbeena JFC Under 13 Lions	11	3	8	0	0	0	0	259	460	56.3	27.27
7	St Kilda JFC Inc.	11	3	8	0	0	0	0	246	566	43.46	27.27
8	St Peters FC	11	2	9	0	0	0	0	279	568	49.12	18.18

Premiers	Final score	Runners Up	Best on Ground	Best & Fairest
Mordialloc Braeside JFC U13 Div 5	3.13-31 v 4.2-26	AJAX U13 Jets	Vissarian Karakostas - Mordi-Brae	Dylan Marani - St Bedes / Mentone





# UNDER 14 RESULTS



## Under 14 Girls Div 1

	Team	P	W	L	D	B	FF	FG	For	Agst	%	% Won
1	East Malvern JFC	11	7	3	1	0	0	0	305	234	130.34	68.18
2	Mordialloc Braeside JFC U14G Div 1	11	7	3	1	0	0	0	321	259	123.94	68.18
3	Beaumaris FC	11	7	4	0	0	0	0	460	146	315.07	63.64
4	East Sandringham JFC	11	6	4	1	0	0	0	391	256	152.73	59.09
5	Cheltenham JFC Black	11	4	6	1	0	0	0	277	424	65.33	40.91
6	East Brighton Vampires JFC- U14 Sherlock	11	0	11	0	0	0	0	62	658	9.42	0

Premiers	Final score	Runners Up	Best on Ground	Best & Fairest
East Sandringham JFC	7.14-56 v 1.4-10	East Malvern JFC	Bridie Hipwell - East Sandy	Carly Witts - East Malvern

## Under 14 Girls Div 2

	Team	P	W	L	D	B	FF	FG	For	Agst	%	% Won
1	Bentleigh Junior Football Club	11	8	3	0	0	0	0	398	281	141.64	72.73
2	Prahran JFC U14G Dowd	11	7	3	1	0	0	0	310	180	172.22	68.18
3	Beaumaris FC	11	7	3	1	0	0	0	279	195	143.08	68.18
4	Mordialloc Braeside JFC U14G Div 2	11	7	4	0	0	0	0	386	209	184.69	63.64
5	East Brighton Vampires JFC - U14 Wallace	11	6	5	0	0	0	0	197	242	81.4	54.55
6	St Bedes / Mentone Tigers U14 Girls	11	3	6	2	0	0	0	165	209	78.95	36.36
7	Port/South Melbourne	11	3	8	0	0	0	0	121	392	30.87	27.27
8	St Peters FC	11	1	10	0	0	0	0	193	382	50.52	9.09

Premiers	Final score	Runners Up	Best on Ground	Best & Fairest
Mordialloc Braeside JFC U14G Div 2	1.6-12 v 0.1-1	Prahran JFC U14G Dowd	Lucia Marin - Mordi-Brae	Emma Dowsing - Bentleigh Shaelyn Aylen - Mordialloc Braeside

## Under 14 Girls Div 3

	Team	P	W	L	D	B	FF	FG	For	Agst	%	% Won
1	St Kilda City JFC Inc.	11	11	0	0	0	0	0	511	88	580.68	100
2	Waverley Park Hawks U14 Girls	11	9	2	0	0	0	0	430	176	244.32	81.82
3	Prahran JFC U14G Clough	11	5	6	0	0	0	0	248	259	95.75	45.45
4	Cheltenham JFC Green	11	3	7	1	0	0	0	175	408	42.89	31.82
5	Brighton Beach JFC	10	2	7	1	1	0	0	193	394	48.98	25
6	East Sandringham JFC	10	2	8	0	1	0	0	116	346	33.53	20

Premiers	Final score	Runners Up	Best on Ground	Best & Fairest
St Kilda City JFC Inc.	5.3-33 v 0.0-0	Waverley Park Hawks U14 Girls	Molly Doolan - St Kilda	Paris Alice Xerri - Cheltenham

## Under 14 Girls Div 4

	Team	P	W	L	D	B	FF	FG	For	Agst	%	% Won
1	St. Paul's McKinnon JFC	9	9	0	0	2	0	0	241	132	182.58	100
2	AJAX U14 Girls	9	6	3	0	2	0	0	267	95	281.05	66.67
3	Mordialloc Braeside JFC U14G Div 4	10	6	4	0	1	0	0	257	174	147.7	60
4	East Malvern JFC	10	5	5	0	1	0	0	213	170	125.29	50
5	Caulfield Bears JFC	10	4	6	0	1	0	0	215	216	99.54	40
6	Oakleigh JFC	8	2	6	0	1	0	0	111	231	48.05	25
7	Beaumaris FC	10	1	9	0	1	0	0	100	386	25.91	10

Premiers	Final score	Runners Up	Best on Ground	Best & Fairest
AJAX U14 Girls	3.2-20 v 1.4-10	East Malvern JFC	Romy Klooger - Ajax	Molly Pearce - East Malvern

## Under 14 Mixed Div 1

	Team	P	W	L	D	B	FF	FG	For	Agst	%	% Won
1	East Malvern JFC	11	10	1	0	0	0	0	723	218	331.65	90.91
2	Mordialloc Braeside JFC U14 Div1	11	8	3	0	0	0	0	602	172	350	72.73
3	St Kilda City JFC Inc U14 Div1	11	8	3	0	0	1	0	662	234	282.91	72.73
4	East Brighton Vampires - U14 Dennis-Lane	11	8	3	0	0	0	0	462	335	137.91	72.73
5	Beaumaris FC U14 Div1	11	6	5	0	0	0	0	397	519	76.49	54.55
6	AJAX U14 Comets	11	5	6	0	0	0	1	393	431	91.18	45.45
7	St Peters FC U14 Div1	11	5	6	0	0	0	0	505	573	88.13	45.45
8	Hampton Rovers AFC	11	3	8	0	0	0	0	292	506	57.71	27.27
9	Bentleigh JFC U14 Div2	11	2	9	0	0	0	0	267	662	40.33	18.18
10	East Sandringham JFC U14 Div1	11	0	11	0	0	0	0	155	808	19.18	0

Premiers	Final score	Runners Up	Best on Ground	Best & Fairest
St Kilda City JFC Inc U14 Div1	5.4-34 v 4.8-32	Mordialloc Braeside JFC U14 Div1	Jack Atkinson - St Kilda City	George Wardlaw - St Peters

## Under 14 Mixed Div 2

	Team	P	W	L	D	B	FF	FG	For	Agst	%	% Won
1	Port/South Melbourne U14 Div2	11	10	1	0	0	0	0	615	215	286.05	90.91
2	Highbett/Cheltenham Black	11	7	4	0	0	0	0	606	410	147.8	63.64
3	DJFC U14 Div2	11	6	5	0	0	0	0	434	362	119.89	54.55
4	St Bedes/Mentone Tigers U14 Div2	11	5	6	0	0	0	0	451	360	125.28	45.45
5	St Paul's McKinnon JFC U14 Div1	11	5	6	0	0	0	0	424	380	111.58	45.45
6	Murrumbena JFC U14 Div2	11	0	11	0	0	0	0	138	941	14.67	0

Premiers	Final score	Runners Up	Best on Ground	Best & Fairest
Port/South Melbourne U14 Div2	4.8-32 v 4.3-27	Highbett/Cheltenham Black	Oliver Humphreys-Grey - Port / South	Andreas Stefanakis - St Bedes/Mentone

## Under 14 Mixed Div 3

	Team	P	W	L	D	B	FF	FG	For	Agst	%	% Won
1	Waverley Park Hawks U14	10	8	1	1	1	1	0	500	250	200	85
2	Northvale Hawks	10	7	3	0	1	0	1	377	341	110.56	70
3	Ashwood U14 Div3	9	6	3	0	2	0	0	314	248	126.61	66.67
4	St Kilda City JFC Inc.	10	6	4	0	1	0	0	398	278	143.17	60
5	East Malvern JFC (white) (1)	10	6	4	0	1	0	0	437	326	134.05	60
6	Caulfield Bears JFC U14 Div3	10	4	5	1	1	0	0	356	337	105.64	45
7	Mordialloc Braeside JFC U14 Div 3	10	4	6	0	1	0	0	427	300	142.33	40
8	East Malvern JFC (red) (2)	10	2	8	0	1	0	0	250	507	49.31	20
9	Beaumaris FC U14 Div3	9	0	9	0	2	0	0	111	583	19.04	0

Premiers	Final score	Runners Up	Best on Ground	Best & Fairest
Waverley Park Hawks U14	8.1-49 v 7.6-48	Northvale Hawks	Martin Jones - Waverley Park Hawks	Luke Lourey - East Malvern

## DIVISION Mixed Blue

	Team	P	W	L	D	B	FF	FG	For	Agst	%	% Won
1	Port/South Melbourne U14 Div4	11	10	1	0	0	0	0	918	158	581.01	90.91
2	Highbett/Cheltenham Blue	11	10	1	0	0	0	0	766	221	346.61	90.91
3	Oakleigh JFC U14 Div4	11	9	2	0	0	0	0	761	314	242.36	81.82
4	Hampton Rovers AFC U14 Div4	11	7	4	0	0	0	0	404	373	108.31	63.64
5	East Sandringham JFC U14 Div4	11	7	4	0	0	0	0	378	412	91.75	63.64
6	East Brighton Vampires JFC - U14 Stewart	11	4	7	0	0	0	0	323	479	67.43	36.36
7	Mordialloc Braeside JFC U14 Div4	11	3	8	0	0	0	0	285	612	46.57	27.27
8	AJAX U14 Jets	11	2	9	0	0	0	0	265	589	44.99	18.18
9	St Paul's McKinnon JFC U14 Div4	11	2	9	0	0	0	0	269	609	44.17	18.18
10	Ormond JFC U14 Div4	11	1	10	0	0	0	0	148	750	19.73	9.09

Premiers	Final score	Runners Up	Best on Ground	Best & Fairest
Highbett/Cheltenham Blue	6.12-48 v 5.9-39	Port/South Melbourne U14 Div4	Damon O'Shea - Highbett / Cheltenham	Joshua Mohammed - Oakleigh Thomas Carroll - Highbett/Cheltenham

# UNDER 15 RESULTS

## Under 15 Boys Div 1

	Team	P	W	L	D	B	FF	FG	For	Agst	%	% Won
1	Mordialloc Braeside JFC U15 Div1	11	9	1	1	0	1	1	734	323	227.24	86.36
2	East Brighton Vampires - U15 Wallace	11	8	3	0	0	0	2	720	556	129.5	72.73
3	Beaumaris FC U15 Div1	11	7	4	0	0	0	0	797	611	130.44	63.64
4	East Sandringham JFC U15 Div1	11	6	4	1	0	1	0	578	532	108.65	59.09
5	Prahran JFC U15 Oswald	11	5	6	0	0	0	0	636	592	107.43	45.45
6	St Bedes/Mentone Tigers U15 Div1	11	4	7	0	0	0	0	600	684	87.72	36.36
7	DJFC U15 Div 1	11	3	8	0	0	1	0	483	748	64.57	27.27
8	Port/South Melbourne U15 Div1	11	1	10	0	0	0	0	391	893	43.78	9.09

Premiers	Final score	Runners Up	Best on Ground	Best & Fairest
East Brighton Vampires - U15 Wallace	11.19-85 v 5.5-35	Beaumaris FC U15 Div1	Archie Loughnan - East Brighton	Ethan Wright - St Bedes/Mentone Harrison Andronaco - East Brighton

## Under 15 Boys Div 2

	Team	P	W	L	D	B	FF	FG	For	Agst	%	% Won
1	East Malvern JFC	11	10	1	0	0	0	0	874	440	198.64	90.91
2	Bentleigh JFC U15 Div2	11	8	3	0	0	0	0	632	542	116.61	72.73
3	Cheltenham JFC Black	11	6	5	0	0	0	0	705	602	117.11	54.55
4	St Kilda City JFC Inc U15 Div2	11	6	5	0	0	0	0	657	686	95.77	54.55
5	Oakleigh JFC U15 Div2	11	5	6	0	0	0	0	611	593	103.04	45.45
6	Ormond JFC U15 Div2	11	5	6	0	0	0	0	587	670	87.61	45.45
7	AJAX U15 Comets	11	4	7	0	0	0	0	569	684	83.19	36.36
8	Highett / St Paul's U15	11	0	11	0	0	0	0	381	799	47.68	0

Premiers	Final score	Runners Up	Best on Ground	Best & Fairest
East Malvern JFC	12.9-81 v 2.4-16	Cheltenham JFC Black	Ned Crowe - East Malvern	Angus Edgar - East Malvern Rex Kilburn - Cheltenham

## Under 15 Boys Div 3

	Team	P	W	L	D	B	FF	FG	For	Agst	%	% Won
1	Murrumbeena JFC U15 Div3	11	8	1	2	0	0	0	711	417	170.5	81.82
2	East Brighton Vampires JFC - U15 Day	11	8	2	1	0	0	0	738	486	151.85	77.27
3	Mordialloc Braeside JFC U15 Div 3	11	6	4	1	0	0	0	677	516	131.2	59.09
4	East Sandringham JFC U15 Div2	11	5	4	2	0	0	0	568	461	123.21	54.55
5	Port/South Melbourne U15 Div3	11	2	9	0	0	0	0	336	788	42.64	18.18
6	Waverley Park Hawks U15	11	1	10	0	0	0	0	411	773	53.17	9.09

Premiers	Final score	Runners Up	Best on Ground	Best & Fairest
East Brighton Vampires JFC - U15 Day	9.14-68 v 4.4-28	Murrumbeena JFC U15 Div3	Ben Trevena - East Brighton Vampires	Thomas Schofield - Murrumbeena

## Under 15 Boys Div 4

	Team	P	W	L	D	B	FF	FG	For	Agst	%	% Won
1	Beaumaris FC	11	8	3	0	0	0	0	636	391	162.66	72.73
2	East Malvern JFC	11	7	4	0	0	1	0	636	481	132.22	63.64
3	Caulfield Bears JFC U15 Div4	11	6	5	0	0	0	0	662	564	117.38	54.55
4	East Sandringham JFC U15 Div4	11	6	5	0	0	0	0	553	495	111.72	54.55
5	AJAX U15 Jets	11	5	6	0	0	0	1	464	544	85.29	45.45
6	Ormond JFC U15 Div4	11	1	10	0	0	0	0	298	774	38.5	9.09

Premiers	Final score	Runners Up	Best on Ground	Best & Fairest
East Malvern JFC	5.4-34 v 3.11-29	Beaumaris FC	Oliver Elliott - East Malvern	Max Walstab - East Sandringham



# UNDER 16 RESULTS



## Under 16 Girls Div 1

	Team	P	W	L	D	B	FF	FG	For	Agst	%	% Won
1	East Malvern JFC	9	9	0	0	1	1	0	841	34	2473.53	100
2	Oakleigh JFC	9	7	2	0	1	0	0	321	204	157.35	77.78
3	Port Melbourne Colts JFC	9	5	4	0	1	0	0	232	284	81.69	55.56
4	Beaumaris FC	9	4	5	0	1	0	0	251	335	74.93	44.44
5	St Peters FC	10	4	6	0	1	0	0	266	460	57.83	40
6	East Sandringham JFC	10	3	7	0	1	0	0	190	427	44.5	30
7	Mordialloc Braeside JFC U16G Div 1	10	1	9	0	1	0	1	170	527	32.26	10

Premiers	Final score	Runners Up	Best on Ground	Best & Fairest
East Malvern JFC	12.10-82 v 0.0-0	Beaumaris FC	Holly Searby - East Malvern	Charlie Rowbottom - East Malvern

## Under 16 Girls Div 2

	Team	P	W	L	D	B	FF	FG	For	Agst	%	% Won
1	St Kilda City JFC Inc.	10	8	2	0	0	1	0	389	184	211.41	80
2	St Bedes / Mentone Tigers U16 Girls	10	6	4	0	0	0	0	358	190	188.42	60
3	East Brighton Vampires JFC - U16 Ryan (2)	10	6	4	0	0	0	0	319	318	100.31	60
4	East Brighton Vampires JFC - U16 Kalfas (1)	10	5	5	0	0	0	0	309	207	149.28	50
5	Bentleigh Junior Football Club	7	2	5	0	0	0	0	173	212	81.6	28.57
6	Prahran JFC U16G Bluzer Fry	11	2	9	0	0	0	1	97	534	18.16	18.18

Premiers	Final score	Runners Up	Best on Ground	Best & Fairest
St Kilda City JFC Inc.	2.6-18 v 1.6-12	St Bedes / Mentone Tigers U16 Girls	Matilda Moltram - St Kilda City	Holly Tysoe - St Bedes / Mentone Portia Pascuzzi - East Brighton

## Under 16 Girls Div 3

	Team	P	W	L	D	B	FF	FG	For	Agst	%	% Won
1	East Malvern JFC	10	7	3	0	1	0	0	279	139	200.72	70
2	Ashwood	10	7	3	0	1	0	0	279	188	148.4	70
3	Waverley Park Hawks U16 Girls	6	4	2	0	1	0	0	203	65	312.31	66.67
4	Cheltenham JFC Black	10	6	4	0	1	0	0	301	146	206.16	60
5	Beaumaris FC	10	5	5	0	1	0	0	303	246	123.17	50
6	St. Paul's McKinnon JFC	10	3	7	0	1	0	0	142	362	39.23	30
7	Mordialloc Braeside JFC U16G Div 3	10	1	9	0	1	0	0	142	503	28.23	10

Premiers	Final score	Runners Up	Best on Ground	Best & Fairest
East Malvern JFC	1.3-9 v 0.6-6	Ashwood	Anneka Davys - East Malvern	Sarah Morley - Ashwood

## Under 16 Boys Div 1

	Team	P	W	L	D	B	FF	FG	For	Agst	%	% Won
1	East Sandringham Rovers U16 Div1	11	10	1	0	0	0	0	892	379	235.36	90.91
2	East Brighton Vampires - U16 Maxfield	11	9	2	0	0	1	0	906	326	277.91	81.82
3	Mordialloc Braeside JFC U16 Div 1	11	8	3	0	0	0	0	904	429	210.72	72.73
4	Beaumaris FC U16 Div 1	11	7	4	0	0	0	0	926	468	197.86	63.64
5	Bentleigh Junior Football Club U16 Div 2	11	7	4	0	0	1	0	691	505	136.83	63.64
6	Oakleigh JFC U16 Div 1	11	6	5	0	0	0	0	626	589	106.28	54.55
7	St Peters FC U16 Div 2	11	4	7	0	0	1	0	549	808	67.95	36.36
8	St Bedes/Mentone Tigers U16 Div 2	11	3	8	0	0	0	0	514	708	72.6	27.27
9	AJAX U16 Comets	11	1	10	0	0	0	1	298	1252	23.8	9.09
10	South Melbourne Districts U16	11	0	11	0	0	0	2	188	1030	18.25	0

Premiers	Final score	Runners Up	Best on Ground	Best & Fairest
East Sandringham Rovers U16 Div1	11.9-75 v 7.6-48	East Brighton Vampires - U16 Maxfield	Sam Seach - East Sandy	Joshua Duscher - East Sandringham Nicholas Grech - Beaumaris

## Under 16 Boys Div 2

	Team	P	W	L	D	B	FF	FG	For	Agst	%	% Won
1	East Malvern JFC	10	9	1	0	1	0	0	804	233	345.06	90
2	Waverley Park Hawks U16	10	8	2	0	1	0	0	751	329	228.27	80
3	DJFC U16 Div 2	10	7	3	0	1	0	0	661	410	161.22	70
4	Beaumaris FC U16 Div4	10	6	4	0	1	0	0	649	567	114.46	60
5	Caulfield Bears JFC U16 Div 3	10	6	4	0	1	0	0	612	549	111.48	60
6	East Sandringham Rovers U16 Div2	10	5	4	1	1	0	0	570	465	122.58	55
7	St Kilda City JFC Inc U16 Div 2	10	4	5	1	1	0	0	568	556	102.16	45
8	Cheltenham JFC Black	10	4	6	0	1	0	0	451	642	70.25	40
9	Mordialloc Braeside JFC U16 Div 2	10	3	7	0	1	0	0	414	593	69.81	30
10	East Brighton Vampires - U16 McCormack	10	2	8	0	1	0	0	313	849	36.87	20
11	Murrumbidgee JFC U16 Div 3	10	0	10	0	1	0	0	238	838	28.4	0

Premiers	Final score	Runners Up	Best on Ground	Best & Fairest
East Malvern JFC	9.10-64 v 4.0-24	DJFC U16 Div 2	Ollie Lowe - East Malvern	Oscar Ursini - East Malvern



# UNDER 17 RESULTS

## Under 17 Boys Div 1

	Team	P	W	L	D	B	FF	FG	For	Agst	%	% Won
1	Highett/Cheltenham Black	11	9	2	0	0	0	0	880	434	202.76	81.82
2	Beaumaris FC U17 Div1	11	9	2	0	0	0	0	766	468	163.68	81.82
3	AJAX U17 Comets	11	6	5	0	0	0	0	729	698	104.44	54.55
4	Northvale JFC U17 Div1	11	5	6	0	0	0	0	467	536	87.13	45.45
5	Mordialloc Braeside JFC U17 Div 1	11	3	8	0	0	0	0	436	768	56.77	27.27
6	Ormond JFC U17 Div1	11	1	10	0	0	0	0	406	780	52.05	9.09

Premiers	Final score	Runners Up	Best on Ground	Best & Fairest
Beaumaris FC U17 Div1	12.3-75 v 9.8-62	Highett/Cheltenham Black	Kyle Yorke - Beaumaris	Mitchell Tsiros - Mordialloc Braeside

## Under 17 Boys Div 2

	Team	P	W	L	D	B	FF	FG	For	Agst	%	% Won
1	Bentleigh JFC U17 Div2	11	9	1	1	0	0	0	865	436	198.39	86.36
2	East Sandringham Rovers U17 Div2	11	8	3	0	0	0	0	757	382	198.17	72.73
3	Murrumbeena JFC U17 Div2	11	7	4	0	0	0	0	658	529	124.39	63.64
4	South Melbourne Districts U17	11	6	5	0	0	0	0	679	487	139.43	54.55
5	Caulfield Bears JFC U17 Div2	11	5	5	1	0	0	0	605	616	98.21	50
6	Oakleigh JFC U17 Div3	11	4	7	0	0	1	0	557	699	79.69	36.36
7	Highett/Cheltenham Blue	11	3	8	0	0	0	0	469	788	59.52	27.27
8	St Kilda City JFC Inc.	11	1	10	0	0	0	1	334	987	33.84	9.09

Premiers	Final score	Runners Up	Best on Ground	Best & Fairest
East Sandringham Rovers U17 Div2	8.8-56 v 6.7-43	Bentleigh JFC U17 Div2	Cameron Morris - East Sandy	Darcy Trewarn - Murrumbeena



# UNDER 18 RESULTS

## Under 18 Girls Div 1

	Team	P	W	L	D	B	FF	FG	For	Agst	%	% Won
1	Brighton Beach JFC	13	11	2	0	2	0	0	587	201	292.04	84.62
2	St Peters FC	13	10	3	0	2	2	0	523	247	211.74	76.92
3	Prahran JFC U18G McKay	14	9	5	0	1	2	0	564	394	143.15	64.29
4	Beaumaris FC	14	6	8	0	1	1	0	421	425	99.06	42.86
5	St Bedes / Mentone Tigers U18 Girls	14	4	10	0	1	0	3	371	587	63.2	28.57
6	Bentleigh Junior Football Club	14	4	10	0	1	0	0	349	674	51.78	28.57
7	Port Melbourne Colts JFC	8	1	7	0	1	0	2	121	408	29.66	12.5

Premiers	Final score	Runners Up	Best on Ground	Best & Fairest
Brighton Beach JFC	4.5-29 v 2.3-15	St Peters FC	Stephanie Wallace - Brighton Beach	Taylah Tysoe - St Bedes / Mentone

## Under 18 Girls Div 2

	Team	P	W	L	D	B	FF	FG	For	Agst	%	% Won
1	St Kilda City JFC Inc.	12	8	3	1	2	0	0	376	232	162.07	70.83
2	Hampton Rovers AFC	12	7	4	1	1	0	0	323	237	136.29	62.5
3	East Brighton Vampires JFC - U18 Angus	13	7	5	1	1	0	0	353	326	108.28	57.69
4	Oakleigh JFC	13	1	11	1	1	0	0	200	457	43.76	11.54

Premiers	Final score	Runners Up	Best on Ground	Best & Fairest
Hampton Rovers AFC	2.0-12 v 1.1-7	St Kilda City JFC Inc.	Steph Peacock - Hampton	Maia Rose - East Brighton Ruby Woods - St Kilda City



# STAKEHOLDERS & COMMUNICATIONS

# COUNCILS & PARKS VIC

## TOBY BOYLE BUSINESS OPERATIONS MANAGER



The strategic pillar of Stakeholders & Communications is centred around building and elevating the SMJFL brand in the community. The SMJFL stakeholders vary and are numerous. Season 2018 has seen an even greater focus on servicing our corporate partners and building on our relationships with our LGA's. Both these stakeholder groups are critically important to the viability of the SMJFL. There has been enormous collaboration between the league and each of the councils in our region. The Melbourne South Football Facilities strategy (MSFF) has required numerous

correspondence and meetings whilst the daily communication between the executive staff and staff of the respective councils is important for ensuring scheduling and operational items are actioned accordingly.

The support provided to the SMJFL from our corporate partners has increased from 2017, largely due to the addition of Reflex to our program. With the assistance of St Kilda FC, Reflex join the league as Premier Sponsor in early 2018 and have been instrumental in enhancing the commercial viability of the league. MyPhysio also joined the league in 2018. Warrick Pearson's dedication to providing every player the SMJFL the opportunity to receive physiotherapy and injury consultation via a triage service first thing each Monday was a great initiative.

We welcomed Pepper Money as our finals partner, a significant partnership that helped ensure finals footy was free of charge for spectators and provided our club members with an SMJFL only offer. XBlades and Sportsafe Australia provided us with top of the range football boots and mouthguards to utilise for giveaways and promotions, but ultimately exposing our league to safer uniform and equipment. In total, all our corporate partners, led by Monash University lifted the professionalism of the league in 2018.

Our relationships with AFL Victoria, Southern FNL, Victoria Amateur Football Association and our football partners, St Kilda FC and Melbourne FC, have been critical to ensuring we are providing quality football competitions, pathways and environments. We have continued to work closely with the Football Development Managers of our region, Gary Brown, Matt Cracknell and Tiernan Abrecht as well as our senior neighbours at the SFNL and VAFA, led by Mike Palmer and Brett Connell, to make the Southern Metropolitan region the best footballing region in the state! The partnerships with St Kilda and Melbourne have been critical in exposing our talented players and coaches to the elite level whilst giving our community access to unique AFL experiences.

It is our relationship with our charity partner, Robert Connor Dawes Foundation that we are most proud of. Our clubs and their players and members have for a second year running delivered an outstanding fundraising result for the foundation during Connor's Beanie Round, raising over \$45,000. We take the role of promoting awareness of, and fundraising for paediatric brain cancer very seriously and will continue to support the foundation.

Through all this, our communication is key. We do so much everyday, so it is important that we promote what we do and what we can offer. It keeps our community informed and engaged. Our presence on social media continues to grow at a rapid rate as digital technology continues to evolve. Former Media Coordinator Dominic Favata has paved the way forward with introducing the SMJFL Media Day and driving the social media platforms of the league. The newly created Marketing Coordinator role will continue to ensure our events, media, marketing and communications are elevating the SMJFL brand.

The SMJFL continues to work closely with all six local councils as well as Parks Victoria. The successful launch of the Melbourne South Football Facilities Strategy will see even greater collaboration between the SMJFL and the LGA's in its region. The SMJFL is thankful and appreciative of the investments made and relationships formed with all government stakeholders and in particular the six councils and Parks Victoria.



# PARTNERS

The SMJFL Corporate Sponsorship Program (CSP) has been hugely successful in welcoming new and retaining corporate partners. The significant investment made by our partners has enabled the SMJFL to provide more resources and investment into the operations and administration of the league. This in turn assists club volunteers who have more access to league staff and expertise whilst the injection of funds alleviates financial burden on clubs by ensuring team affiliation costs remain low. Additionally, the CSP brings valuable experiences and knowledge to the league from the partners. The key to each partnership is establishing how the SMJFL can help their corporate partner build their awareness and business whilst obtaining benefits from the partner that ultimately improves the professionalism of the SMJFL.

**In 2018, the SMJFL boasted 16 corporate partners with 6 local suppliers. Each partner plays a significant role for the league and the SMJFL is proud of its association with all.**

## MAJOR SPONSOR



## PREMIER SPONSORS



## OFFICIAL PARTNERS



## PREFERRED PARTNERS



# MONASH University

The partnership between SMJFL and Monash University entered its second year in 2018. As major sponsor of the SMJFL, Monash University has been integral in developing future leaders of our region and within our clubs, with the Monash University "Leader of the Month" being awarded to six recipients in 2018. Additionally, the financial support of Monash University has ensured that the SMJFL continued to keep finals free of charge for all families and spectators attending.



Each week the SMJFL reviewed the Under 17 Boys and Under 18 Girls competitions online with the "Monash University Monday Review". The representative teams, known as the "Monash University South Metro Stars" were strongly supported by Monash University across their respective carnivals and the equipment and uniformed provided for all players and coaches is a direct result of Monash University's contribution to the league.



# RCD FOUNDATION

**Established in 2013, the Robert Connor Dawes Foundation is the SMJFL's official charity partner. The Foundation's aim is to raise money for paediatric brain cancer research following the loss of 18-year-old Connor Dawes to brain cancer five years ago.**



This year the SMJFL celebrated its partnership with the RCD Foundation by holding the inaugural Connor's Beanie Round during Round 13 of the SMJFL season. The efforts of the SMJFL clubs and community in selling beanies raised

**\$45,158.70**  
for the RCD Foundation



# EVENTS



## MEDIA DAY

After trialling a Media Day in 2017, the SMJFL followed up with a more comprehensive Media Day in 2018 using the filming and photography expertise of Red Onion Creative to capture a season's worth of content and imagery.



## SEASON LAUNCH

The 2018 season launch was held at Sandy by the Bay - Trevor Barker Beach Oval. Hosted by former Melbourne FC high flyer Russell Robertson, the event was a great way to kick off the 2018 season. Special guest speaker Matt Finnis, CEO of St Kilda FC spoke to the attendees about the ever growing partnership between the AFL club and the SMJFL



## UMPIRE PRESENTATION NIGHT

The 2018 Umpire Presentation Night was held at Kingston Town Hall with over 150 in attendance to celebrate the outstanding SMJFL umpires and their achievements in 2018. Umpire Academy Manager Cam Watts presented the night with special guest AFL Umpires Chris Donlon and Leigh Fisher discussing their journey to the highest level and providing some tips to the young aspiring umpires in attendance. Nick Ritchie claimed the Golden Whistle Award as the most promising umpire of 2018. The event unveiled the SMJFL Umpire Academy's new major sponsor - Monarch who were in attendance.



## PRESENTATION NIGHT

With over 1000 guests in attendance over two sessions, the 2018 SMJFL & AFL Victoria Presentation Night was a huge event! Recognising the 2018 premiers, best and fairest placegetters, special league awards and interleague awards, the event capped off another great season of football.

## PRESIDENTS' & SPONSORS' DINNER

The Presidents' & Sponsors' Dinner moved to the Junction Room at RSEA Park in 2018. The event coincided with a tour of the new SMJFL HQ at the venue and the guests were treated to a great panel of guest speakers - Nova Peris OAM OLY, Nathan Burke and Karen Paxman. With special presentations to the clubs and corporate partners, the night offered all attendees a chance to celebrate the season, relax and enjoy the new surrounds of the SMJFL.





# AFL VICTORIA – SOUTHERN REGION 2018 IN REVIEW



- School Programs saw over **30,000 participants** in the Southern region
- **11 Coaching workshops** and master classes
- **30 Coaching Assessments**
- **8 Game Development Officers employed**
- Auskick Lightening Carnival held at Ormond JFC with over **2,000 people attending** and **22 teams participating** in club colours
- St Kilda Football Club Community Camp Club Visits
- Successful Auskick 2.0 roll out
- Sandringham VFL Auskick grid games
- Girls Interleague with Auskick half time grid games with **50 girls participating**
- Over **5,500 Auskick participants** (14 Auskick Centres)
- Melbourne Football Club Inner Sanctum Experience with Ormond JFC and East Malvern JFC



## 2018 AFL VICTORIA SOUTHERN REGION AWARD WINNERS

<b>Auskick Centre of the Year</b>	AJAX Auskick	Jamie Schellebeck
<b>Auskick Coordinator of the Year</b>	Dingley Auskick	
<b>Auskick Coach of the Year</b>	Murrumbeena Auskick	Andrew Brennan
<b>Female Coach of the Year</b>	Dingley JFC	Brei Abbott
<b>Junior Coach of the Year</b>	East Brighton Vampires JFC	Rod Lowe
<b>Outstanding Service To Australian Rules Football</b>	Parkmore JFC	Michael Palma
<b>Youth Coach of the Year</b>	Cheltenham/ Dingley JFC	Paul Anderson
<b>Special Recognition Award</b>	St Paul's McKinnon JFC	Michelle Peterson

# MEDIA/ SOCIAL MEDIA

The SMJFL Media Day in early 2018 paved the way for a huge year in the league's media. In conjunction with Red Onion Creative, the Media Day involved vision and image capture of players, umpires, officials and partners. The content provided opportunities for the league to produce small videos and use of quality images for its varying distribution channels.

Weekly photography at venues courtesy of Red Photos provided the SMJFL with a raft of action shots to add to the content of the Media Day. The SMJFL once again engaged Red Vision to capture all Lightning Carnival matches and the Grand Finals. This vision formed the season highlights packages that were very popular across social media.

The SMJFL pushed further into using its social media channels to engage with players and supporters of the league alike. Weekly competitions, offers, news and video kept the SMJFL community up to date with all that was happening in and around the league. The stats surrounding social media interaction continued to climb throughout the season with peak engagement around Interleague and Finals. The SMJFL used Twitter to run live score updates of all Interleague matches which was a successful campaign.

Facebook likes  
**4,596**


Facebook followers  
**4,646**

Facebook ave reach  
**2,873** per post



Instagram followers  
**2,754**

Twitter followers  
**853**



# ST KILDA FC PARTNERSHIP



The SMJFL continued to work closely with the St Kilda Football Club in 2018. With the onset of the Next Generation Academy (NGA) working with the SMJFL Interleague program, the partnership took on a new significance beyond that our player access and experiences for the SMJFL. The Community Football Round provided the SMJFL with exposure during the AFL Round 3 fixture of St Kilda v Adelaide at Etihad Stadium with SMJFL branding on scoreboards, guard of honour experiences, junior mascot changeroom passes to name a few.



# MELBOURNE FC PARTNERSHIP



As the SMJFL's Female Football Partner, Melbourne Football Club (MFC) continue to provide invaluable opportunities for SMJFL female players and coaches. A feature of the partnership is the personal letters to each and every new female player in the SMJFL from the MFC. In addition, this year the MFC provided a first rate experience for coaches of female teams in the SMJFL with a Coaching Masterclass lead by AFLW coach Mick Stinear at AAMI Park where coaches were able to be on the ground with AFLW / VFLW players during training. MFC's partnership provided the SMJFL with access to AFLW player Karen Paxman who attended the Presidents' & Sponsors' Dinner as a guest speaker.



## FINANCIAL REPORT FOR THE YEAR ENDED 31 OCTOBER 2018

### Contents

STATEMENT OF COMPREHENSIVE INCOME

STATEMENT OF FINANCIAL POSITION

STATEMENT OF CHANGES IN EQUITY

STATEMENT OF CASH FLOWS

NOTES TO THE FINANCIAL STATEMENTS

STATEMENT BY MEMBERS OF THE BOARD

INDEPENDENT AUDITORS REPORT

## STATEMENT OF COMPREHENSIVE INCOME

For The Year Ended 31 October 2018

		2018	2017
REVENUE	NOTE	\$	\$
Affiliation Fees		367,391	318,264
Sponsorships		185,755	136,722
Merchandise sales		541,453	495,001
Umpiring Fees		380,890	286,388
Finals Revenue		59,280	60,217
Insurance		54,446	50,939
Interleague		43,618	51,158
Interest received & receivable		6,769	7,301
Grants		59,798	53,063
Fines and investigations		5,340	4,773
Other income		2,619	2,441
		<b>1,707,359</b>	<b>1,466,267</b>

		2018	2017
EXPENDITURE	NOTE	\$	\$
Merchandise costs		457,609	415,229
Umpiring costs		352,122	265,016
Employment expenses		480,998	357,432
Finals expenses		81,970	72,104
Functions costs		40,303	34,637
Insurance		54,718	51,136
Interleague		55,102	75,419
Office and general expenses		101,523	92,146
Girls football		153	3,191
Moorleigh		8,420	4,615
Tribunal and investigations		1,936	1,827
Reserves Initiatives - Target School Program		9,504	7,184
Reserves Initiatives - Club Facilities Audit (Net of Stakeholder Contributions)		-6,594	20,757
Reserves Initiatives - Child Safety Standards		0	8,850
Reserves Initiatives - Governance		56,876	0
Reserves Initiatives - Everproof		4,500	0
Reserves Initiatives - New Website		6,000	0
		<b>1,705,140</b>	<b>1,409,543</b>
<b>Profit (loss) for the year</b>	<b>2</b>	<b>2,219</b>	<b>56,724</b>

# FINANCIALS

## STATEMENT OF FINANCIAL POSITION

As at 31 October 2018

		2018	2017
ASSETS	NOTE	\$	\$
<b>CURRENT</b>			
Cash and cash equivalents	3	772,080	808,956
Receivables and Prepayments	4	22,957	23,517
Inventories	5	2,981	15,671
<b>TOTAL CURRENT ASSETS</b>		<b>798,018</b>	<b>848,144</b>
<b>NON-CURRENT</b>			
Property, plant and equipment	6	0	0
Leasehold Improvements	6	75,000	0
Intangibles – Trade Mark at Cost	6	900	900
<b>TOTAL NON-CURRENT ASSETS</b>		<b>75,900</b>	<b>900</b>
<b>TOTAL ASSETS</b>		<b>873,918</b>	<b>849,044</b>

		2018	2017
LIABILITIES	NOTE	\$	\$
<b>CURRENT</b>			
Payables	7	73,038	83,456
Provisions	8	72,585	43,040
<b>TOTAL CURRENT LIABILITIES</b>		<b>145,623</b>	<b>126,496</b>
<b>NON CURRENT</b>			
Provisions	9	29,017	25,488
<b>TOTAL LIABILITIES</b>		<b>174,640</b>	<b>151,984</b>
<b>NET ASSETS</b>		<b>699,278</b>	<b>697,060</b>

		2018	2017
<b>MEMBERS FUNDS</b>			
Retained earnings		699,278	697,060

# FINANCIALS

## STATEMENT OF CHANGES IN EQUITY

For the year ended 31 October 2018

		Accumulated Surplus	Total
	NOTE	\$	\$
Balance 1 November 2017		697,060	640,336
Surplus (Deficit) for the year		2,218	56,724
<b>Balance 31 October 2018</b>		<b>699,278</b>	<b>697,060</b>
Balance 1 November 2016		640,336	551,938
Surplus (Deficit) for the year		56,724	88,397
<b>Balance 31 October 2017</b>		<b>697,060</b>	<b>640,336</b>

## STATEMENT OF CASH FLOWS

For the year ended 31 October 2018

		2018	2017
CASH FLOWS FROM OPERATING ACTIVITIES	NOTE	\$	\$
Receipts from customers		1,690,938	1,469,800
Payments to suppliers and employees		-1,659,583	-1,423,097
Interest received		6,769	7,301
<b>Net cash provided by (used in) operating activities</b>	<b>10</b>	<b>38,124</b>	<b>54,004</b>
CASH FLOWS FROM INVESTING ACTIVITIES	NOTE	\$	\$
Leasehold Improvements		-75,000	0
<b>Net cash provided by (used in) investing activities</b>		<b>-75,000</b>	<b>0</b>
<b>Net cash provided</b>		<b>-36,876</b>	<b>54,004</b>
Net increase (decrease) in cash		-36,876	54,004
Cash at beginning of financial year		808,956	754,952
<b>Cash at end of financial year</b>	<b>10</b>	<b>772,080</b>	<b>808,956</b>

## NOTES TO THE FINANCIAL STATEMENTS

For the year ended 31 October 2018

### 1. SIGNIFICANT ACCOUNTING POLICIES

#### a. Incorporation

South Metro Junior Football League Inc. was incorporated on 30 November 1993.

#### b. Basis of preparation

The financial report is a general purpose financial report that has been prepared in accordance with Australian Accounting Standards, Interpretations and other authoritative pronouncements of the Australian Accounting Standards Board and the Associations Incorporations Reform Act 2012.

The financial report of South Metro Junior Football League Inc. as an individual entity complies with Australian Equivalents to International Financial Reporting Standards. Compliance with Australian Equivalents to International Financial Reporting Standards ensures that the financial statements and notes comply with International Financial Reporting Standards (IFRS).

The financial report has been prepared under the historical cost convention modified by revaluations of selected non-current assets, financial assets and financial liabilities for which the fair value basis of accounting has been applied.

The following is a summary of the material accounting policies adopted by the league in the preparation and presentation of the financial report. The accounting policies have been consistently applied, unless otherwise stated.

#### c. Accounting policies

##### i. Revenue

Affiliation fees and sponsorships are recognised as revenue on a time proportional basis.

Revenue from the sale of goods, is recognized when the significant risks and rewards of ownership of the goods have passed to the buyer and the costs incurred or to be incurred in respect of the transaction can be measured reliably. Risks and rewards of ownership are considered as having passed to the buyer upon the delivery of goods to customers.

Revenues from the provision of services are recognised upon delivery of the service.

Grant revenue is recognised in the income statement when it is controlled. When there are conditions attached to grant revenue relating to the use of those grants for specific purposes it is recognised in the balance sheet as a liability until such conditions are met or services provided.

Interest revenue is recognised on a proportional basis taking into account the interest rates applicable to the financial assets.

##### ii. Cash and cash equivalents

Cash and cash equivalents include cash on hand, deposits held at-call with banks and other short-term highly liquid

##### iii. Inventories

Inventories are measured at the lower of cost and net realisable value.

##### iv. Financial instruments

###### Receivables

Trade and other receivables when initially recognised are measured at fair value, which normally approximates their nominal value. Subsequently they are measured at amortised cost using the effective interest rate method.

###### Payables

Trade and other accounts payable are recognised when the association becomes obliged to make future payments resulting from the purchase of goods or services. When initially recognised they are measured at fair value, which normally approximates their nominal value. Subsequently they are measured at amortised cost.

##### v. Property, plant and equipment

Each class of property, plant and equipment is carried at cost or fair value as indicated less, where applicable, any accumulated depreciation and impairment losses.

###### Depreciation

The depreciable amount of items of property, plant and equipment are depreciated on a straight line basis over their estimated useful lives commencing from the time the asset is held ready for use.

The assets' residual values and useful lives of assets are reviewed at each balance sheet date and adjusted if appropriate.

The following estimated useful lives are used in the calculation of depreciation:

CLASS OF ASSET	USEFUL LIFE
Furniture and Equipment	10
Football Equipment	10
Computer equipment	3

##### vi. Employee benefits

Provision is made for the association's liability for employee benefits arising from services rendered by employees to the end of the reporting period.

## NOTES TO THE FINANCIAL STATEMENTS

For the year ended 31 October 2018

Employee benefits that are expected to be settled within one year have been measured at the amounts expected to be paid when the liability is settled, plus related on-costs.

Employee benefits payable later than one year have been measured at the present value of the estimated future cash outflows to be made for those benefits.

Contributions are made by the entity to an employee superannuation fund and are charged as expenses when incurred.

##### vii. Provisions

Provisions are recognised when the association has a legal or constructive obligation as a result of past events, for which it is probable that an outflow of economic benefits will result and that outflow can be reliably measured.

Provisions recognised represent the best estimate of the amount required to settle the obligation at the end of the reporting period.

##### viii. Income tax

No Provision for Income Tax has been raised, as the entity is exempt from Income Tax under Division 50 of the Income Tax Assessment Act 1997.

##### ix. Goods and services tax (GST)

Revenues, expenses and assets are recognised net of the amount of GST, except where the amount of GST incurred is not recoverable from the Australian Tax Office (ATO).

In these circumstances, the GST is recognised as part of the cost of acquisition of the asset or as part of an item of the expense.

Receivables and payables in the statement of financial position are shown inclusive of GST.

		2018	2017
	NOTE	\$	\$
<b>2. Profit for the year</b>			
Profit for the year has been determined after:			
<b>a. Crediting as revenue</b>			
Interest received and receivable		6,769	7,301
<b>b. Charging as expenses</b>			
Depreciation of property, plant and equipment		0	2,346
Auditors fees		5,500	5,250

	NOTE	\$	\$
<b>3. Cash and cash equivalents</b>			
Cash at bank		38,440	27,086
Interest bearing deposits		730,890	779,120
Non Interest bearing deposits		2,750	2,750
		<b>772,080</b>	<b>808,956</b>

	NOTE	\$	\$
<b>4. Receivables and Prepayments</b>			
<b>CURRENT</b>			
Trade debtors		20,330	31,893
Other Debtors		20,602	5,099
Less provision for doubtful debts		-17,975	-17,975
Prepayments		0	4,500
		<b>22,957</b>	<b>23,517</b>

	NOTE	\$	\$
<b>5. Inventories</b>			
Inventories		2,981	15,671
		<b>2,981</b>	<b>15,671</b>

## NOTES TO THE FINANCIAL STATEMENTS

For the year ended 31 October 2018

		2018	2017
<b>6. Property, plant and equipment</b>	<b>NOTE</b>	<b>\$</b>	<b>\$</b>
Furniture and equipment at cost		6,510	6,510
Less provision for depreciation		6,510	6,510
<b>Total property, plant and equipment</b>		<b>0</b>	<b>0</b>
Leasehold Improvements		75000	0
Intangibles – Trade Mark		900	900

		\$	\$
<b>7. Payables</b>	<b>NOTE</b>		
Trade creditors		59,339	54,547
Other creditors and accruals		13,699	28,909
		<b>73,038</b>	<b>83,456</b>

		\$	\$
<b>8. Provisions</b>	<b>NOTE</b>		
Provision for employee entitlements		72,585	43,040

		\$	\$
<b>9. Non Current Liabilities</b>	<b>NOTE</b>		
Provision for employee entitlements		12,737	9,208
Moorabbin Oval Redevelopment Levy		16,280	16,280
		<b>29,017</b>	<b>25,488</b>

		\$	\$
<b>10. Cash flow</b>	<b>NOTE</b>		

### a. Reconciliation of cash

Cash at the end of the financial year shown in the statement of cash flows is reconciled to the related items in the statement of financial position as follows:

Cash at bank		772,080	808,956
--------------	--	---------	---------

For the purpose of the statement of cash flows, cash includes cash on hand and in banks net of outstanding overdrafts

### b. Reconciliation of cash flow from

Profit (loss) from operations		2,218	56,724
<b>Non-cash flow items in profit</b>			
Depreciation		0	2346
Doubtful debt provision		0	0
<b>Changes in assets and liabilities</b>			
(Increase) decrease in receivables		560	29,678
(Increase) decrease in inventories		12,690	-15,671
Increase (decrease) in payables		-10,418	-23,429
Increase (decrease) in provisions		33,074	4,356
<b>Cash flow from operating activities</b>		<b>38,124</b>	<b>54,004</b>
<b>Cash flows from investment activities</b>			
Leasehold Improvements		-75000	0

## NOTES TO THE FINANCIAL STATEMENTS

For the year ended 31 October 2018

### 11. Financial risk management

The leagues financial instruments consist mainly of deposits with banks and accounts receivable and payable. The purpose of these financial instruments is to finance the leagues operations. The league does not have any derivative financial instruments.

#### a. Interest rate risk

The leagues exposure to interest rate risk and the effective interest rate of financial assets and financial liabilities both recognized and unrecognized at balance date are as follows:

Financial instruments	Floating interest rate		Non-interest bearing		Total carrying amount		Average interest rate	
	2018	2017	2018	2017	2018	2017	2018	2017
<b>Assets</b>								
Cash	730,890	779,120	41,190	29,836	772,080	808,956	0.90%	1.02%
Receivables and Prepayments			22,957	23,517	22,957	23,517		
<b>Total financial assets</b>	<b>730,890</b>	<b>779,120</b>	<b>64,147</b>	<b>53,353</b>	<b>795,037</b>	<b>832,473</b>		
<b>Liabilities</b>								
Payables			73,038	83,456	73,038	83,456		
<b>Total financial liabilities</b>			<b>73,038</b>	<b>83,456</b>	<b>73,038</b>	<b>83,456</b>		
<b>Net financial assets</b>	<b>730,890</b>	<b>779,120</b>	<b>-8,891</b>	<b>-30,103</b>	<b>721,999</b>	<b>749,017</b>		

#### b. Net fair values

The aggregate net fair values of financial assets and liabilities approximate their carrying amounts.

#### c. Credit risk

The maximum exposure to credit risk at balance date in respect of each class of financial assets is the carrying value of those assets.

### 12. Related party transactions

Transactions between related parties are on normal commercial terms and conditions that are no more favourable than those available to other parties unless otherwise stated.

## NOTES TO THE FINANCIAL STATEMENTS

For the year ended 31 October 2018

### 13. Commitments arising from the Moorabbin Reserve Redevelopment (MRR)

The South Metro Junior Football League Inc. (SMJFL) is a stakeholder party to arrangements for the development of state-of-the-art sports training, administration and match facilities at the Moorabbin Reserve, Linton Street, Moorabbin.

Under these arrangements the SMJFL has agreed to contribute \$150,000 (plus GST) to the cost of the development and will in turn receive rights for the use of an area of the proposed new pavilion for an administrative office as well as rights of access to various other facilities at the premises.

In preparation for the commencement of works it has been necessary for the SMJFL as well as The Southern Football Netball League (SFNL) to vacate their previous administrative offices at the Moorabbin Reserve.

On 1 February 2016 the SMJFL and SFNL jointly entered into a 2 year lease (with a further 6 months option) of premises at Level 1, 145 Keys Road, Moorabbin to provide temporary administrative office accommodation during the MRR development period at an annual rental of \$60,000 (i.e. \$120,000 commitment). An allocation of \$100,000 from the MRR budget was made towards the cost of relocating the SMJFL and SFNL for up to 24 months.

Funding of the monthly rental for the Level 1, 145 Keys Road, Moorabbin accommodation (net of a SMJFL and SFNL annual combined contribution of \$10,000 per annum, i.e. \$5000 per annum each) has been met from the MRR budget.

Additional funds from the MRR development budget were also allocated and applied to cover relocation and associated like costs, to and from Moorabbin Reserve for the SMJFL and SFNL.

In addition to the commitment outlined above and consequent upon construction delays incurred due to the MRR staged construction program, a six (6) month lease renewal option of the temporary accommodation to 31 July 2018 was subsequently agreed at the prevailing lease term rental of \$5000 per month.

Beyond this and to address the MRR project's revised practical completion date of mid-November 2018, a month-by-month lease extension of the temporary administrative accommodation was also agreed for a four month period to 30 November 2018 at a revised rental of \$6500 per month.

These additional Level 1, 145 Keys Road, Moorabbin rental commitments, from 1 March 2018 to 30 November 2018, at a total of \$56,000, are also covered under the MRR project budget.

The MRR practical completion date has recently been confirmed as 15 November 2018, thereby enabling the SMJFL and SFNL to vacate the Keys Road accommodation and to assume tenancy at the redeveloped Moorabbin Reserve (RSEA Park) facility during the week of 19-23 November 2018.

Accordingly, the SMJFL has no further, or additional known financial commitment towards the cost of temporary administrative accommodation in relation to the MRR project.

## STATEMENT BY MEMBERS OF THE BOARD

For the year ended 31 October 2018

### Annual statements give a true and fair view of financial performance and position of incorporated association

We, Lewis Bearman and Matt Webb being

Members of the Board of the South Metro Junior Football League Inc., certify that –

The statements attached to this certificate give a true and fair view of the financial performance and position of the South Metro Junior Football League Inc. during and at the end of the financial year of the association ending on 31 October 2018.

Signed:



**Lewis Bearman Director**  
Dated: November 13, 2018



**Matt Webb Director**  
Dated: November 13, 2018

## INDEPENDENT AUDITOR'S REPORT

South Metro Junior Football League Inc.

### Opinion

We have audited the financial report of South Metro Junior Football League Inc (SMJFL), which comprises the statement of financial position as at 31 October 2018, the statement of comprehensive income, statement of changes in equity and statement of cash flows for the year then ended, and notes to the financial statements, including a summary of significant accounting policies and the Statement by members of the Board. In our opinion, the accompanying financial report presents fairly, in all material respects, the financial position of the SMJFL as at 31 October 2018, and of its financial performance and its cash flows for the year then ended in accordance with The Associations Incorporation Reform Act 2012

### Basis for opinion

We conducted our audit in accordance with Australian Auditing Standards. Our responsibilities under those standards are further described in the Auditor's Responsibilities for the Audit of the Financial Report section of our report. We are independent of the SMJFL in accordance with the ethical requirements of the Accounting Professional and Ethical Standards Board's APES 110 Code of Ethics for Professional Accountants (the Code) that are relevant to our audit of the financial report in Australia. We have also fulfilled our other ethical responsibilities in accordance with the Code. We believe that the audit evidence we have obtained is sufficient and appropriate to provide a basis for our opinion.

### Emphasis of matter - basis of accounting

We draw attention to Note 1 to the financial report, which describes the basis of accounting. The financial report has been prepared to assist South Metro Junior Football League Inc to meet the requirements of The Associations Incorporation Reform Act 2012. As a result, the financial report may not be suitable for another purpose. Our opinion is not modified in respect of this matter.

### Responsibilities of the Board for the financial report

The Board is responsible for the preparation and fair presentation of the financial report in accordance with the financial reporting requirements of the applicable legislation and for such internal control as management determines is necessary to enable the preparation and fair presentation of a financial report that is free from material misstatement, whether due to fraud or error. In preparing the financial report, the Board is responsible for assessing the SMJFL's ability to continue as a going concern, disclosing, as applicable, matters relating to going concern and using the going concern basis of accounting unless the Board either intends to liquidate the Entity or to cease operations, or has no realistic alternative but to do so. The Board is responsible for overseeing the SMJFL's financial reporting process.

### Auditor's responsibilities for the audit of the financial report

Our objectives are to obtain reasonable assurance about whether the financial report as a whole is free from material misstatement, whether due to fraud or error, and to issue an auditor's report that includes our opinion. Reasonable assurance is a high level of assurance but is not a guarantee that an audit conducted in accordance with the Australian Auditing Standards will always detect a material misstatement when it exists. Misstatements can arise from fraud or error and are considered material if, individually or in the aggregate, they could reasonably be expected to influence the economic decisions of users taken on the basis of this financial report. A further description of our responsibilities for the audit of the financial report is located at the Auditing and Assurance Standards Board website at: <http://www.auasb.gov.au/Home.aspx>. This description forms part of our auditor's report.



**Selwyn Cohen**  
Cohen Fasciani Chartered Accountants

November 13, 2018

# THE POSITIVE IMPACT OF THE SMJFL



Ashwood JFC and East Sandringham JFC players during Ashwood's Indigenous Round

**The impact that football clubs can have in society should never be understated. In a league with significant participation numbers and geographical reach, the SMJFL clubs have a very important role to play in their local communities. Each club provides physical and social benefits for junior athletes but it is the impact on the overall community that is just as important.**

Fundraising for charities, raising awareness of local and social issues and promoting inclusion and respect are all duties of an SMJFL club and in 2018 the clubs were outstanding in their leadership within the region. Some clubs extended that leadership and good work beyond the SMJFL region with uniform and equipment donations to football clubs around Victoria and Australia.

The SMJFL will continue to be the industry leader in the administration and delivery of junior sport whilst our clubs will continue to be the leaders among their communities in 2019 and beyond.



East Malvern JFC in action on their tour to AFL Cape York where they provide donations to the Cape York Eagles FC





**Community Wing - RSEA Park**  
**32-60 Linton Street, Moorabbin VIC 3189**  
**PO Box 3, Moorabbin VIC 3189**

**03 9553 5985**  
**smjfl.com.au**

